

Product data sheet

Characteristics

6225AXXSZS-AC90

Relay, SE Relays, solid state, SPST NO, 25A, 24...280 VAC, 90...280 VAC U_c, SCR AC zero cross, screw terminal



Main

Range	Legacy
Product Type	Solid state relay
Maximum output current	25 A AC
Mounting Support	Panel
Network Number of Phases	1 phase
Output Voltage	24...280 V AC
Control Circuit Voltage	90...280 V AC

Complementary

Input Impedance	13000 Ohm
Holding Current	120 mA
Input Current Limits	11 mA at 120 V AC typical 20 mA at 240 V AC
Switch Function	SPST
Contacts Type and Composition	NO
Protection Technology	Current limiter
Tightening Torque	10 lb.in for input 20 lb.in for output
Connections Terminals	Input screw clamp terminal, 1 Output screw clamp terminals, 1
Screw Type	M3.5 M6
Local Signalling	For input status 1 LED (green)
Switching Device	SCR output Zero voltage switching
Maximum Peak Voltage	600 V
Surge Current	250 A 16.6 ms
Must Release Voltage	10 V
Voltage Drop	<1.6 V on-state AC
Power Factor	With maximum load
Insulating Resistance	1 GΩ
Thermal Resistance	1.02 °C/W
Maximum I ² t for fusing	312 A ² .s 8.3 ms
Leakage Current	8 mA at off-state
DV/dt	500 V/μs off-state at maximum rated voltage
Response Time	8.33 ms (turn-on) 8.33 ms (turn-off)
Dielectric Strength	4000 V between input and ground 4000 V between output and ground 4000 V between input and output
Height	1.39 in (35.3 mm)
Width	1.85 in (47.1 mm)
Depth	2.30 in (58.4 mm)
Product Weight	3.05 oz (86.5 g)

The information provided in this documentation contains general descriptions and/or technical characteristics of the performance of the products contained herein. This documentation is not intended as a substitute for and is not to be used for determining suitability or reliability of these products for specific user applications. It is the duty of any such user or integrator to perform the appropriate and complete risk analysis, evaluation and testing of the products with respect to the relevant specific application or use thereof. Neither Schneider Electric Industries SAS nor any of its affiliates or subsidiaries shall be responsible or liable for misuse of the information contained herein.

Environment

Product Certifications	UL CSA CE
IP Degree of Protection	IP20
Ambient Air Temperature for Operation	-40...176 °F (-40...80 °C)
Ambient Air Temperature for Storage	-40...257 °F (-40...125 °C)





Ordering and shipping details

GTIN	3606480277306
Nbr. of units in pkg.	1
Package weight(Lbs)	3.05 oz (86.5 g)

Packing Units

Unit Type of Package 1	PCE
Package 1 Height	2.28 in (5.791 cm)
Package 1 width	1.71 in (4.342 cm)
Package 1 Length	1.74 in (4.414 cm)
Unit Type of Package 2	BB1
Number of Units in Package 2	1
Package 2 Weight	3.05 oz (86.5 g)
Package 2 Height	2.52 in (6.4 cm)
Package 2 width	1.46 in (3.7 cm)
Package 2 Length	1.85 in (4.7 cm)
Unit Type of Package 3	CAR
Number of Units in Package 3	50
Package 3 Weight	14.48 lb(US) (6.57 kg)
Package 3 Height	5.31 in (13.5 cm)
Package 3 width	9.06 in (23 cm)
Package 3 Length	10.63 in (27 cm)

Offer Sustainability

California proposition 65	WARNING: This product can expose you to chemicals including: Lead and lead compounds, which is known to the State of California to cause cancer and birth defects or other reproductive harm. For more information go to www.P65Warnings.ca.gov
REACH Regulation	 REACH Declaration
EU RoHS Directive	Pro-active compliance (Product out of EU RoHS legal scope)  EU RoHS Declaration
Mercury free	Yes
RoHS exemption information	 Yes
China RoHS Regulation	 China RoHS Declaration
WEEE	The product must be disposed on European Union markets following specific waste collection and never end up in rubbish bins.

Connections and Wiring Diagrams

