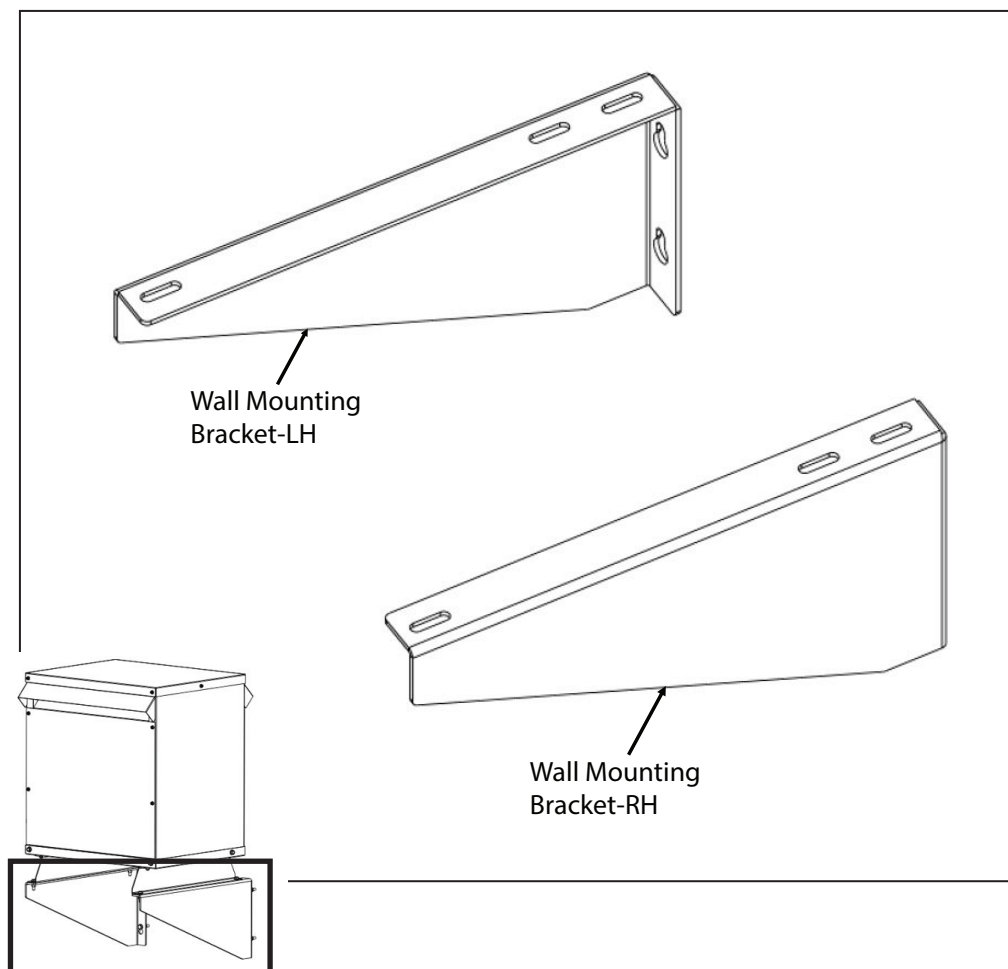




INSTALLATION INSTRUCTIONS

Wall Mounting Brackets For use with Ventilated Distribution Transformers

NOTICE: Hardware installation should only be performed in accordance with all applicable local codes and standards.



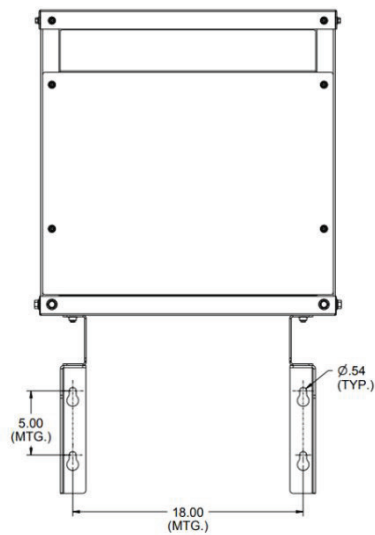
SPECIFICATIONS

Each item number consists of Left Hand (LH) and Right Hand (RH) Bracket.

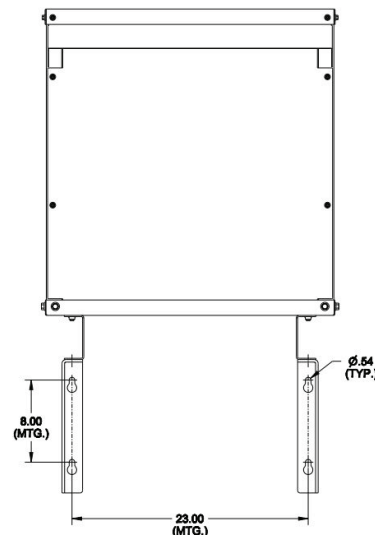
Item Number	WMB1151	WMB6375
Description	For use with 11-51 kVA Ventilated Transformers	For use with 63-75 kVA Ventilated Transformers
Dimensions, HxWxD, in. (mm)	10 x 2 x 20.7 (254 x 51 x 526)	13 x 2 x 28.1 (330 x 51 x 714)
Max. Weight Capacity, lb. (kg)	500 (227)	780 (354)
Min. Clearance	Refer to General Purpose Ventilated Transformers User Manual. Scan QR code.	



MOUNTING DIMENSIONS (IN INCHES)

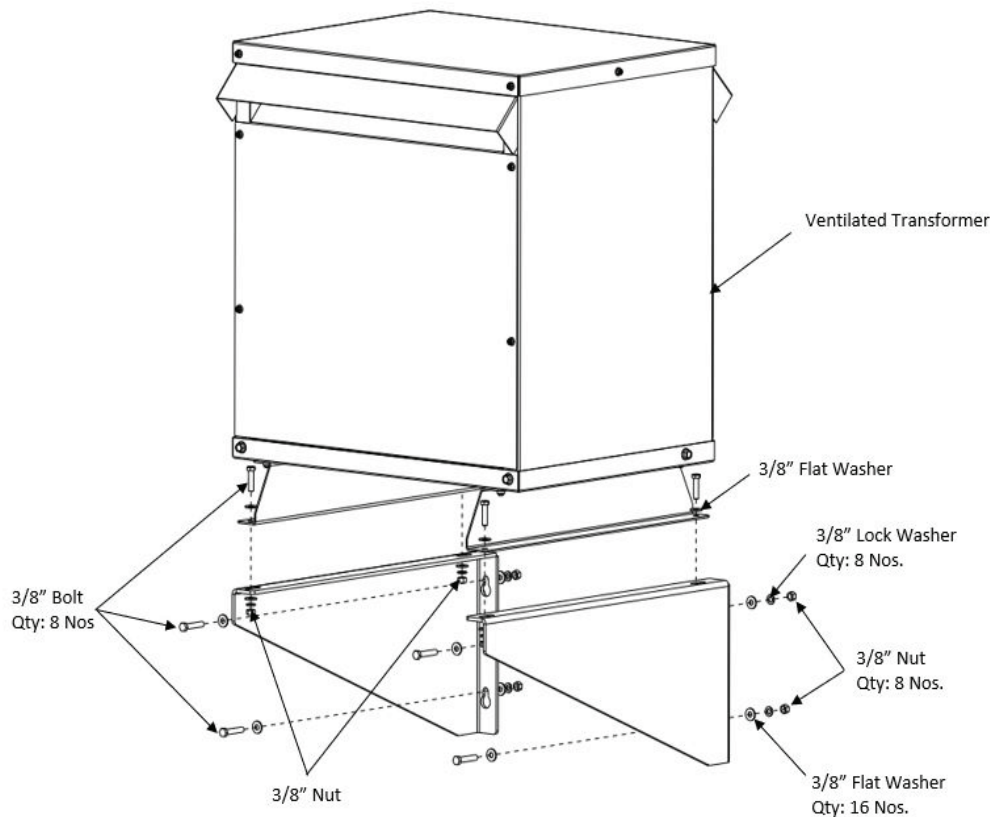


WMB1151



WMB6375

WMB1151 & WMB6375 INSTALLATION



Recommended Hardware (NOT Included)	Quantity
Min. 3/8" Bolts (Grade 5) or Equivalent Screws of appropriate length	8
3/8" Lock Washers	8
3/8" Flat Washers	16

TECHNICAL SUPPORT

1-800-377-4384 • 1-847-268-6651 • solahd.technicalservices@emerson.com
SolaHD, 9377 W. Higgins Road, Rosemont, IL 60018 USA • Emerson.com/Solahd

While every precaution has been taken to ensure accuracy and completeness in this manual, Appleton Grp LLC d/b/a Appleton Group assumes no responsibility, and disclaims all liability for damages resulting from use of this information or for any errors or omissions. Specifications are subject to change without notice.

P/N: A272-390 Rev. 1_09/2024
© 2024 Appleton Grp LLC d/b/a
Appleton Group. All rights reserved.

