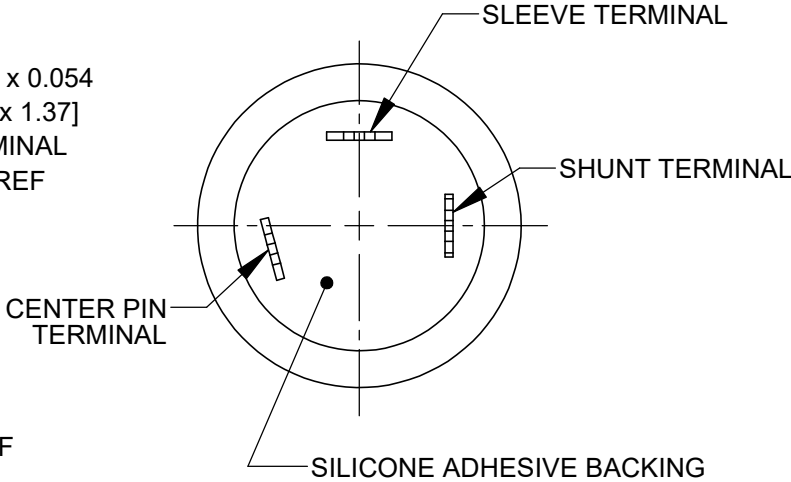
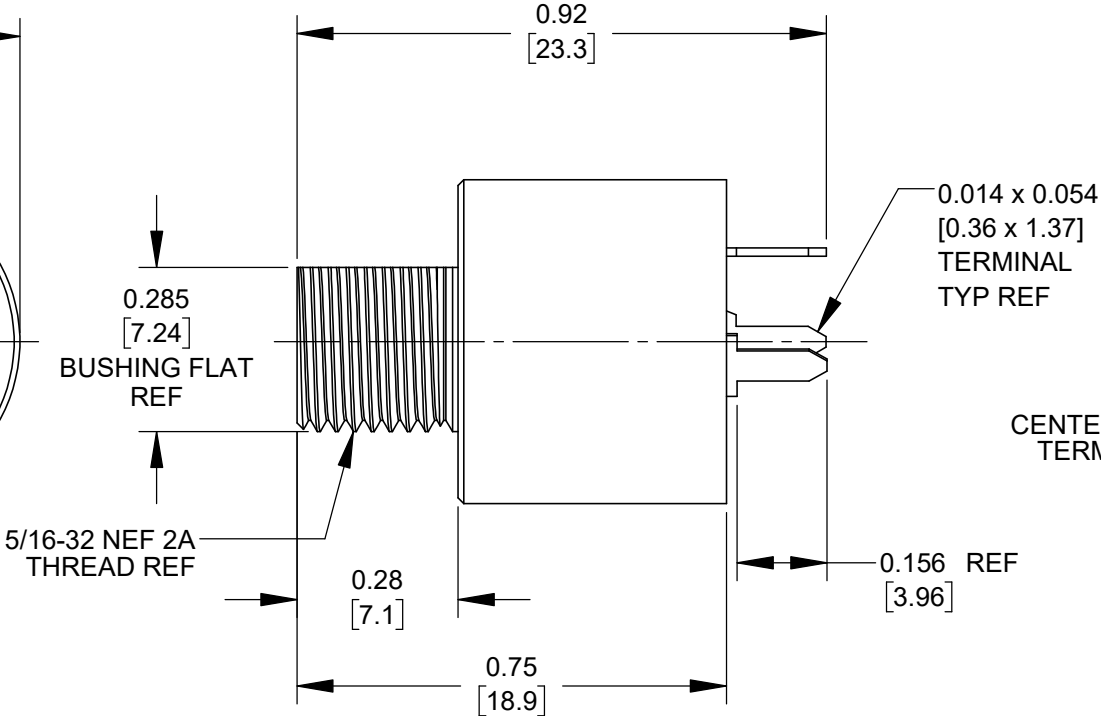
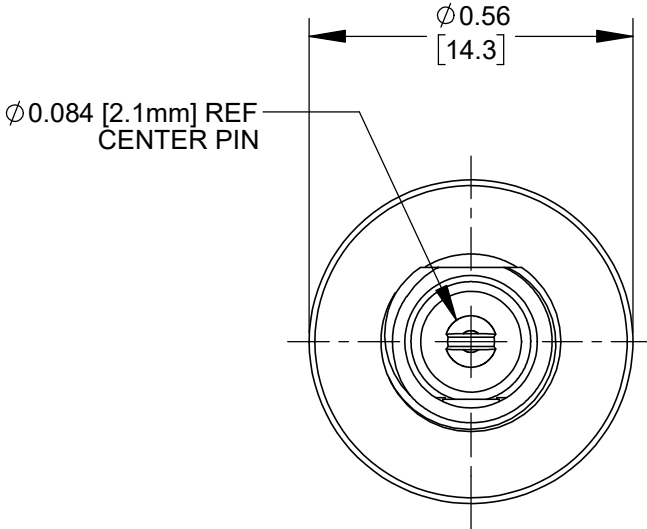
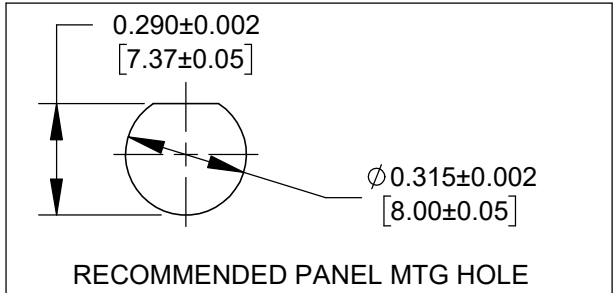
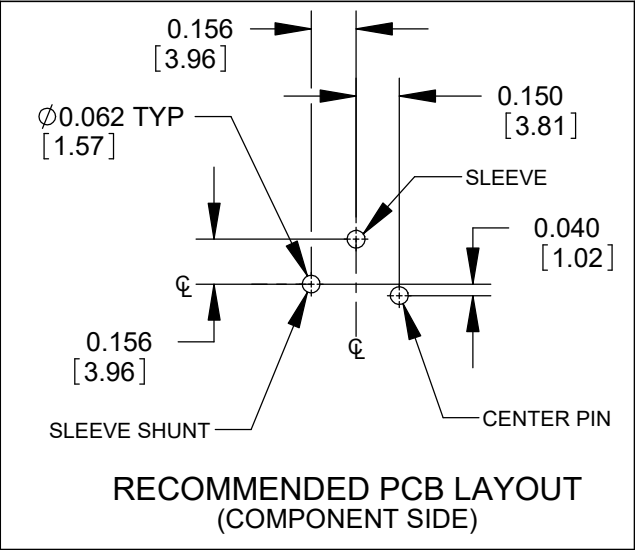
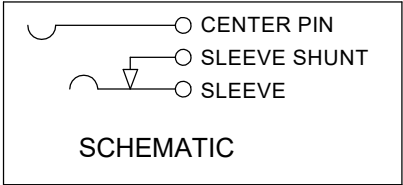


PART NUMBER	DESCRIPTION	SWITCHCRAFT MATING 2.1mm POWER PLUGS
PCL721AU	2.1mm POWER JACK, LONG BUSHING, STRAIGHT PC	767K, 768K



NOTES:

- DIMENSIONS SHOWN FOR REFERENCE ONLY.
- HEX NUT AND FLAT WASHER SUPPLIED UNASSEMBLED.
- MATERIAL:  
HOUSING, HEX NUT - COPPER ALLOY, NICKEL PLATED  
INSULATOR HOUSING - THERMOPLASTIC, RED  
TERMINAL INSULATORS - PHENOLIC  
FLAT WASHER - STEEL, NICKEL PLATED  
PIN, SPRING, TERMINALS - COPPER ALLOY, SILVER PLATED  
SEAL COVER, O-RING - SILICONE, BLACK  
POTTING COMPOUND - SILICONE ADHESIVE, LIGHT GRAY
- IT IS RECOMMENDED THAT THE JACK MOUNTING NUT BE TIGHTENED SNUG BY HAND BEFORE APPLYING A FINAL TIGHTENING TORQUE OF 3-4 LB-IN USING HAND TOOLS ONLY. POWER DRIVER OR IMPACT DRIVERS ARE NOT RECOMMENDED.
- THESE PRODUCTS ARE RoHS COMPLIANT.

CUSTOMER DRAWING

						THIS DRAWING DESCRIBES A DESIGN CONSIDERED PROPRIETARY IN NATURE, DEVELOPED AND MANUFACTURED BY SWITCHCRAFT INC. AND IS RELEASED ON A CONFIDENTIAL BASIS FOR IDENTIFICATION PURPOSES ONLY.											
						UNLESS OTHERWISE SPECIFIED  1. ALL DIMENSIONS IN INCHES [mm]  - TWO PLACE DECIMALS     ±0.02 [0.5]  - THREE PLACE DECIMALS   ±0.005 [0.13]	SIZE		WIDTH		MULT		LBS/M		TEMPER		
					FINISH SPEC No.						MATERIAL SPEC No.						
					FIRST USED ON				SCALE 3:1		Switchcraft®						
					DATE DRAWN 5/30/24		BY PNK	CHKD PNK 5/30/24		APVD SRC 5/30/24							
A	28689	07/16/24	PC	TJK			NAME 2.1mm POWER JACKS, LONG BUSHING STRAIGHT PC, SEALED UNMATED, RoHS										
REV	ECO NUMBER	DATE	BY	APVD			PART No.     PCL721AU     REV A										
REVISIONS					DO NOT SCALE DRAWING												