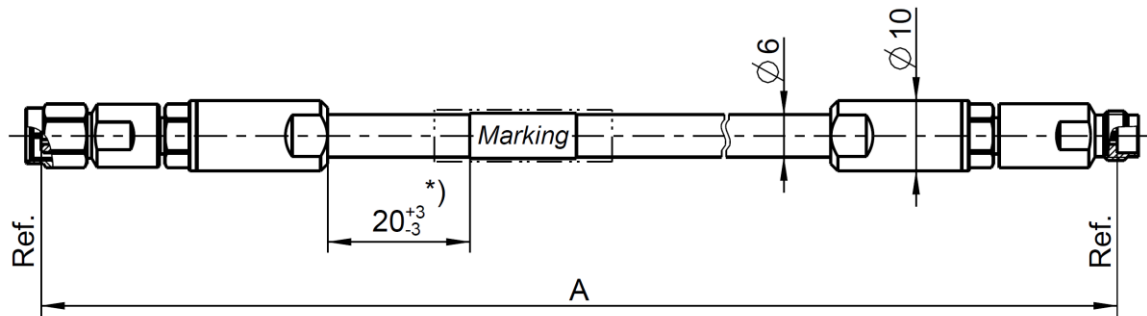


Technical Data Sheet

Rosenberger

Cable assembly
RPC-2.40 plug – RTK 125 – RPC-2.40 jack - Armour


LU8-503-XXX



All dimensions are in mm; tolerances: $\pm 3\text{mm}$ for $A \leq 300\text{ mm}$; $\pm 1\%$ for $A > 300\text{ mm}$

*) If length "A" < 150 mm marking is mount centric $\pm 5\text{ mm}$

Available variants

Type	Insertion loss at 50 GHz	Marking	Weight (g) / pce
LU8-503-XXX	$\leq 0.00397\text{ dB/mm} * A\text{ mm} + 0.9\text{ dB}$	ROSENBERGER LU8-503-XXX FAC-RRRRRRR 	$0.087\text{ g/mm} * A\text{ mm} + 28\text{ g}$

XXX – length in mm = A

ssss – serial no.

FAC – Factory Code

RRRRRRR – lot no.

Barcode = includes factory code, lot no. and serial no.

Note:

max. Insertion Loss:

First constant = Cable attenuation in dB /mm; Second Constant = Connector left and Connector right +needed Adaptor

Weight:

First constant = Cable- and Armour- weight per mm; Second Constant = Connector left and Connector right weight per pce

Assembly parts

Connector left	RPC-2.40 plug	09S129-2U8S3
Connector right	RPC-2.40 jack	09K129-2U8S3
Cable	RTK 125	
Armour	T3 Armour	
Clamping sleeve	Stainless steel	09S129-2U8/43
Tension sleeve	Stainless steel	02S129-2U1/44

Electrical data


Impedance	50 Ω
Frequency	DC to 50 GHz
Return loss ¹	$\geq 16.5\text{ dB}$, DC to 50 GHz
Insertion loss ¹	see table available variants

Individual testing and documentation:

Measurement plot with all 4 S-Parameters (S11; S22; S21; S12) and the care and handling instruction are included with the cable assembly. Measurement adaptors used are mentioned in the commentary field.

¹ Return Loss and Insertion Loss includes the measurement adaptor

RF_35/09.14/6.2 Dieses Dokument ist urheberrechtlich geschützt • This document is protected by copyright • Rosenberger Hochfrequenztechnik GmbH & Co. KG

Technical Data Sheet				Rosenberger			
Cable assembly RPC-2.40 plug – RTK 125 – RPC-2.40 jack - Armour				LU8-503-XXX			
<div>Mechanical data</div> <div>Minimum bend radius: Multiple32 mm</div> <div>Environmental data</div> <div>Temperature range-55°C to +125°C RoHScompliant</div>							
<div><div><div>While the information has been carefully compiled to the best of our knowledge, nothing is intended as representation or warranty on our part and no statement herein shall be construed as recommendation to infringe existing patents. In the effort to improve our products, we reserve the right to make changes judged to be necessary.</div><div>For the installation of the electrotechnical equipment, particular electrotechnical expertise is required.</div></div><div></div></div>							
Draft	Date	Approved	Date	Rev.	Engineering change number	Name	Date
Martin Moder	20.05.19	C_Schmidinger	22.01.25	b00	25-0160	M_Rahberger	22.01.25
Rosenberger Hochfrequenztechnik GmbH & Co. KG P.O.Box 1260 D-84526 Tittmoning Germany www.rosenberger.com				Tel. : +49 8684 18-0 Email : info@rosenberger.com			Page 2 / 2