



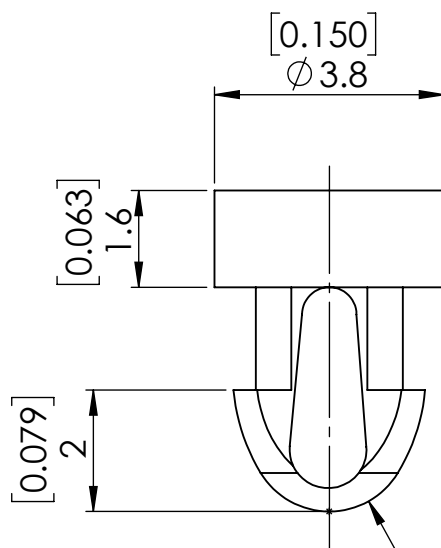
ESSENTRA

© 2013 Essentra Components. All rights reserved.
Registered in England, Company No. 547495.
Registered Office: Avebury House,
201-249 Avebury Boulevard, Milton Keynes, MK9 1AU

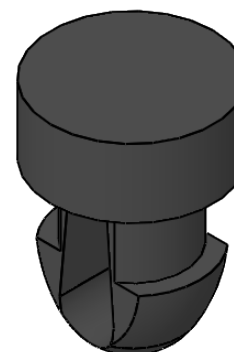
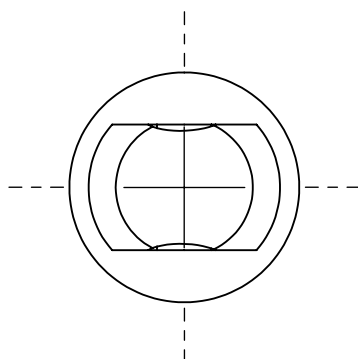
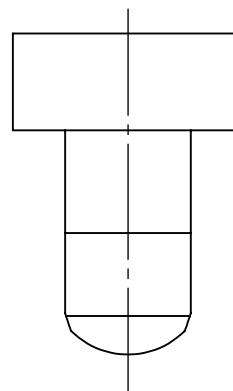
Condition of Sale can be found on our website: essentra.com.

Essentra Components does not warrant that the files will be error free and may create new versions ("Upgrades") at any time, which may correct such errors. Essentra Components has no obligation to notify you of such upgrades. Any upgraded file will be published to the website, when it becomes available.

You are not permitted to load any of the files on to a network server for the purposes of distribution to one or more other computer(s) on that network or to effect such distribution. Essentra Components shall not be liable for any loss or damage whatsoever or however caused, arising directly or indirectly from the use of the files.



TO SNAP-LOCK IN A
 2.54 ± 0.05 [0.100 ± 0.002] DIA HOLE,
IN A 1.63 [0.064] MAX THICK BOARD



UNLESS OTHERWISE STATED

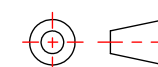
ALL DIMENSIONS IN mm

DO NOT SCALE

LINEAR TOLERANCE

SIZE	(0)	(0.0)	(0.00)
0-10mm	± 0.5	± 0.15	± 0.10
10-30mm	± 0.5	± 0.20	± 0.15
30-50mm	± 0.5	± 0.30	± 0.20
50-100mm	± 0.8	± 0.50	± 0.25
100-200mm	± 1.5	± 0.80	± 0.40
200-300mm	± 2.0	± 1.20	± 0.80
300-500mm	± 3.0	± 2.00	± 1.00
+500mm	± 5.0	± 3.00	± 1.50

THIRD ANGLE PROJECTION



ANGULAR TOLERANCE ± 0.5 DEGREES
UNSPECIFIED RADII 0.25mm
DRAFT ANGLE 0.5 DEGREES
DIMENSIONS IN BRACKETS [] ARE
IN INCHES FOR REFERENCE ONLY

ORG. SCALE:

8:1

CREATE DATE:

10/04/2018

MATERIAL: NYLON 66

Part ID: 1069128

Project: P160271-3

TITLE:

FLAT REST/LOCKING TEARDROP

DWG. No.

PST-1-01

SHEET
1 of 1
ISSUE
1

APPROVED - UNCONTROLLED

Mouser Electronics

Authorized Distributor

Click to View Pricing, Inventory, Delivery & Lifecycle Information:

[Essentra:](#)

[PST-1-01](#)