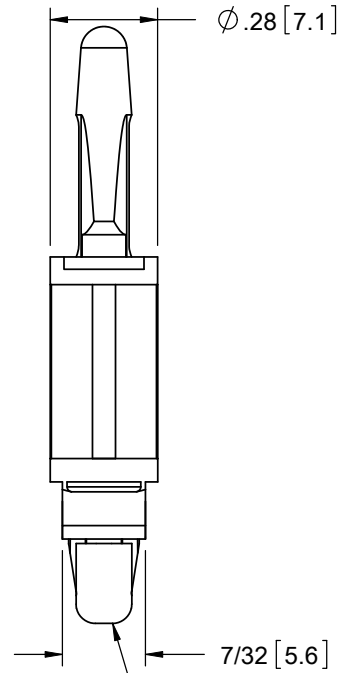
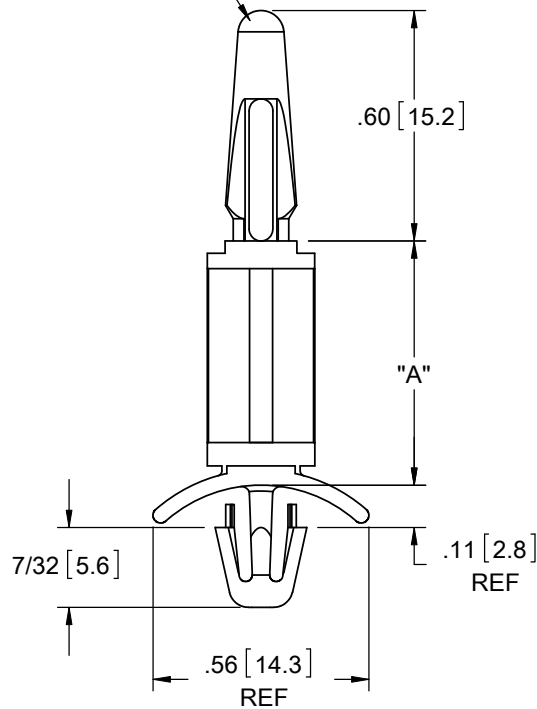
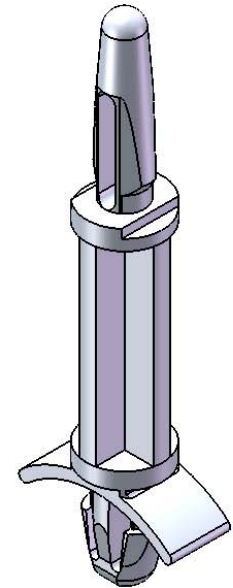


TO FIT IN A .156±.003  
[4±0.08] DIA. HOLE, IN A  
.062 [1.57] PANEL THICKNESS






TO SNAP-LOCK IN A .187±.003  
[4.75±0.08] DIA. HOLE, IN A  
.031-.078 [0.79-1.98] PANEL THICKNESS

MATERIAL: NYLON 6/6 UL 94 V-2 (RMS-01) COLOR: NATURAL PART NO.	MATERIAL: NYLON 6/6 UL 94 V-0 (RMS-19) COLOR: NATURAL PART NO.	DIM. "A"±.015 [0.4]
LNCBS-3-01	LNCBS-3-19	3/16 [4.8]
LNCBS-4-01	LNCBS-4-19	1/4 [6.4]
LNCBS-6-01	LNCBS-6-19	3/8 [9.5]
LNCBS-8-01	LNCBS-8-19	1/2 [12.7]
LNCBS-10-01	LNCBS-10-19	5/8 [15.9]
LNCBS-12-01	LNCBS-12-19	3/4 [19.1]
LNCBS-14-01	LNCBS-14-19	7/8 [22.2]



NOTES:  
1. ALTERNATE UNITS FOR REFERENCE ONLY.

TITLE: LOCKING NOSE CIRCUIT BOARD SUPPORT							DWG IN IN [MM]	
CREATED USING SOLIDWORKS	FILE #: LNCBS		DWN: SK	APP: RT	FINAL			
TOLERANCES UNLESS NOTED	SHEET: 1 OF 1	SHEET SIZE: A	DT: 11/21/06	CHKD: SJ	PART #		PRINT TYPE	
.XX=±.010 .XXX=±.005 FRAC.=±1/64 ANG.=±1°	RE: RICHCO, INC.		RICHCO, INC. ENG@RICHCO-INC.COM (773) 539-4060		SEE TABLE		CA	

D	SEE CO 200142 FOR CHANGES	S.K.	03/24/08
C	SEE ECN #1308 FOR CHANGES	SK	04/03/07
B	REDRAW, SEE ECN #1208 FOR CHANGES	SK	11/29/06
A	REMOVED NOTES AND CHANGED FILE NO.	SM	04/18/02
REV.	DESCRIPTION	ENGR.	DATE

# Mouser Electronics

Authorized Distributor

Click to View Pricing, Inventory, Delivery & Lifecycle Information:

Essentra:

[LNCBS-12-01](#) [LNCBS-10-01](#) [LNCBS-14-01](#) [LNCBS-3-01](#) [LNCBS-4-01](#) [LNCBS-6-01](#) [LNCBS-8-01](#)