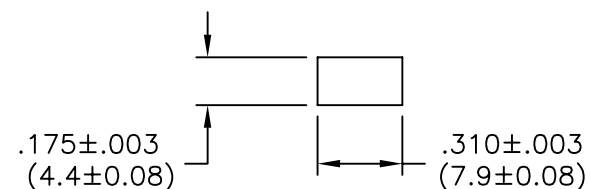


PART NO.	OVER-ALL HEIGHT "A" $\pm .015$ (± 0.4)
CBG-1-01	1.0 (25.4)
CBG-1.5-01	1.5 (38.1)
CBG-2-01	2.0 (50.8)
CBG-3-01	3.0 (76.2)



RECOMMENDED MOUNTING HOLE



BOARD THICKNESS: .030-.070 (0.8-1.8)

NOTES:

1. MATERIAL: NYLON 6/6 (RMS-01).
FLAME RETARDANT NYLON (RMS-19),
AVAILABLE BY SPECIAL ORDER ONLY.
2. COLOR: NATURAL.

			TITLE: CIRCUIT BOARD GUIDES						DWG IN IN (MM)		
E	UPDATED PRINT, DIM .27 WAS .25	SM 12.03.01	TOLERANCES UNLESS NOTED .XX=±.010 .XXX=±.005 FRAC=±1/64 ANG=±1°	FILE # CBG		DWN: P.B.	APP:	FINAL			
D	CHANGED FILE NUMBER	SM 05.11.01		MAT'L: SEE NOTES		DT: 02-01-95		DT:	PART # SEE TABLE		PRINT TYPE CA
C	CHANGED FRACTIONAL DIM. TO DECIMAL, ADDED TOLERANCE ±.003	SM 02.21.01		RE: RICHCO, INC.		RICHCO INC. PO BOX 804238, CHICAGO, 60680 (773) 539-4060					
B	MAT'L RMS-19 ADDED	J.L. 12.18.97									
A	CONVERTED TO ACAD	PB 02.01.95									
REV	DESCRIPTION	ENGR DATE									

Mouser Electronics

Authorized Distributor

Click to View Pricing, Inventory, Delivery & Lifecycle Information:

Essentra:

[CBG-1.5-01](#) [CBG-1-01](#) [CBG-2-01](#) [CBG-3-01](#)