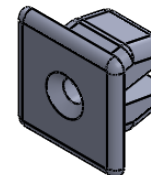
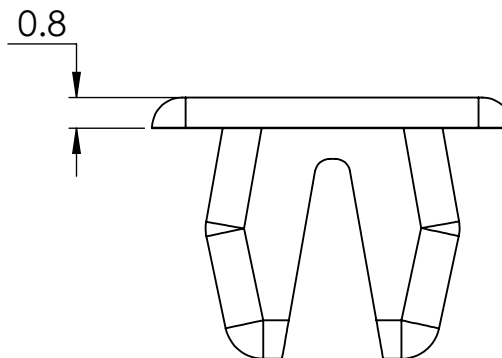
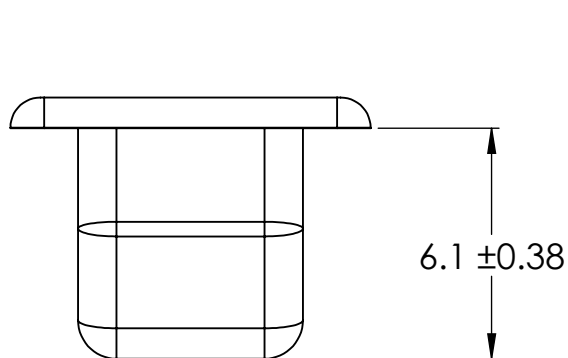


NOTES :

HOLE SIZE : 6.2/6.35

THICKNESS RANGE : 1.2/2.4

SCREW SIZE : 2



2:1



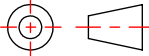
© 2013 Essentra Components. All rights reserved.
Registered in England, Company No. 547495.
Registered Office: Avebury House,
201-249 Avebury Boulevard, Milton Keynes, MK9 1AU

Condition of Sale can be found on our website: essentra.com.

Essentra Components does not warrant that the files will be error free and may create new versions ("Upgrades") at any time, which may correct such errors. Essentra Components has no obligation to notify you of such upgrades. Any upgraded file will be published to the website, when it becomes available.

You are not permitted to load any of the files on to a network server for the purposes of distribution to one or more other computer(s) on that network or to effect such distribution. Essentra Components shall not be liable for any loss or damage whatsoever or however caused, arising directly or indirectly from the use of the files.

UNLESS OTHERWISE STATED

ALL DIMENSIONS IN mm				DO NOT SCALE	
LINEAR TOLERANCE				THIRD ANGLE PROJECTION	
SIZE	(0)	(0.0)	(0.00)		
0-10mm	±0.5	±0.15	±0.10		
>10-30	±0.5	±0.20	±0.15		
>30-50	±0.5	±0.30	±0.20		
>50-100	±0.8	±0.50	±0.25		
>100-200	±1.5	±0.80	±0.40		
>200-300	±2.0	±1.20	±0.80		
>300-500	±3.0	±2.00	±1.00		
>500	±5.0	±3.00	±1.50		
				ANGULAR TOLERANCE ±0.5 DEGREES	
				UNSPECIFIED RADII 0.25mm	
				DRAFT ANGLE 0.5 DEGREES	
				DIMENSIONS IN BRACKETS [] ARE IN INCHES FOR REFERENCE ONLY	
ORG. SCALE: 5:1				CREATE DATE: 10/12/2018	

MATERIAL: PA 66

Part ID: 1456113 Project: P160230-1

TITLE: GROMMET NUT 1.19-2.41 H 0.81

DWG. No.

60SGN01155

SHEET
1 of 1
ISSUE
1

APPROVED - UNCONTROLLED

Mouser Electronics

Authorized Distributor

Click to View Pricing, Inventory, Delivery & Lifecycle Information:

Essentra:

60SGN01155