

## PowerCycling PC Series Thermoelectric Cooler


**Note: This product has reached end of production. Please use the recommended replacement.**

This product series has been replaced with the PowerCycling PCX Series.

The recommended replacement is:

MFG Part Number: 387009391

Description: PCX16-120-F1-5025-TB-RT-W6

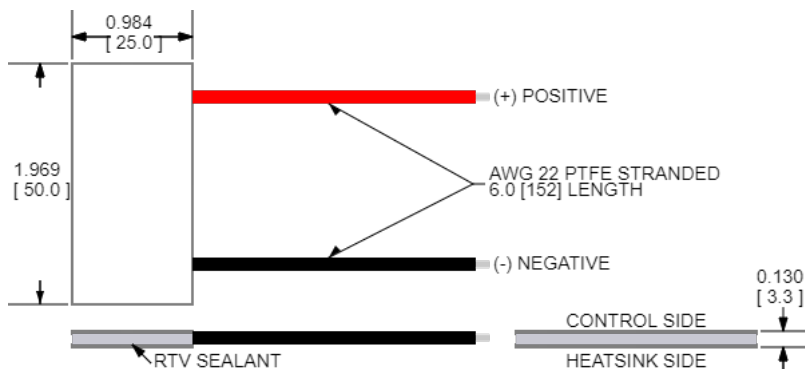


## Features

- High thermal cycling capability
- Precise temperature control
- Reliable solid-state operation
- No sound or vibration
- RoHS-compliant

## Applications

- Thermoelectric Modules Accelerate PCR Thermal Cycling
- DNA Amplification (PCR)



CERAMIC MATERIAL:  $\text{Al}_2\text{O}_3$

SOLDER CONSTRUCTION: 232°C, SbSn

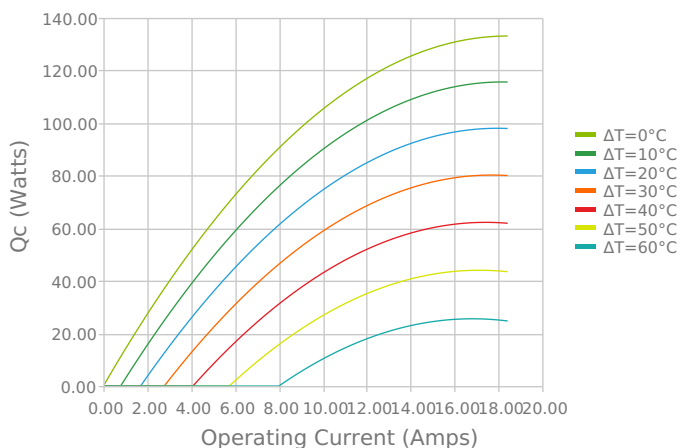
INCHES [MM]

Note: Allow 0.020 in [0.5 mm] around perimeter of the thermoelectric cooler and lead wire attachment to accommodate sealant

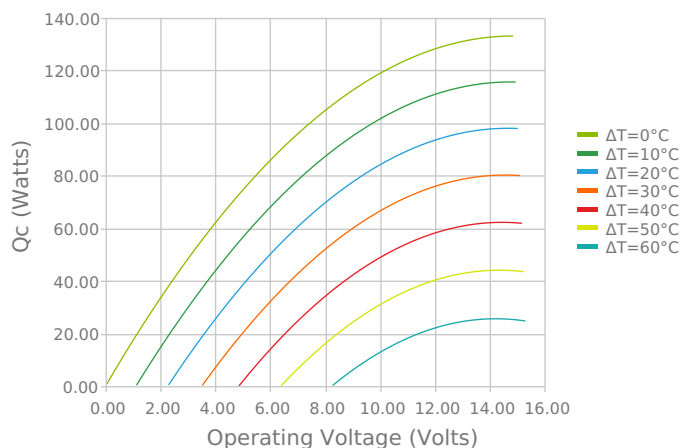
## ELECTRICAL AND THERMAL PERFORMANCE

For maximum performance, be sure to orient the CONTROL side of the TEC against the application to be managed and the HEATSINK side against the heat sink or other heat rejection method. The CONTROL side is always opposite the side with lead attachments. Lead attachment is a passive heat loss and less impactful if located on the side that attaches to the heat exchanger.

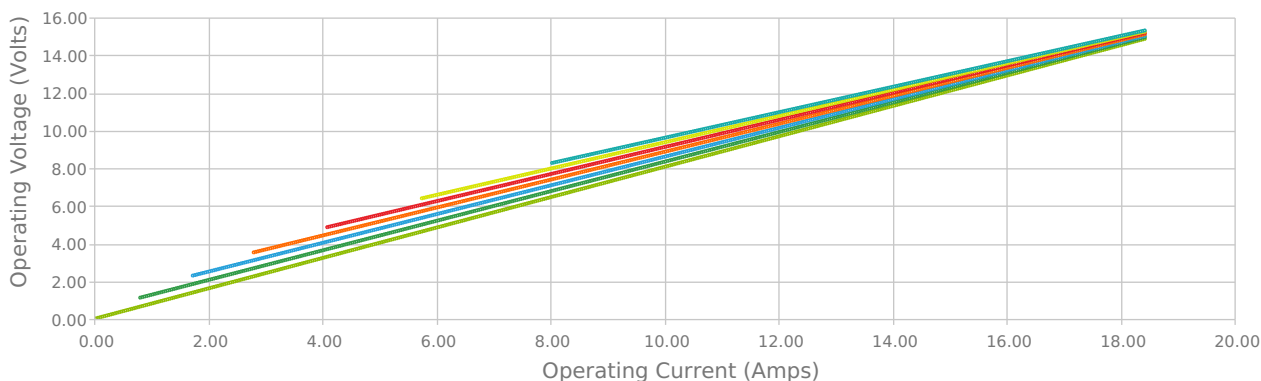
Heat Pumped at Cold Side  
Thot = 27 °C



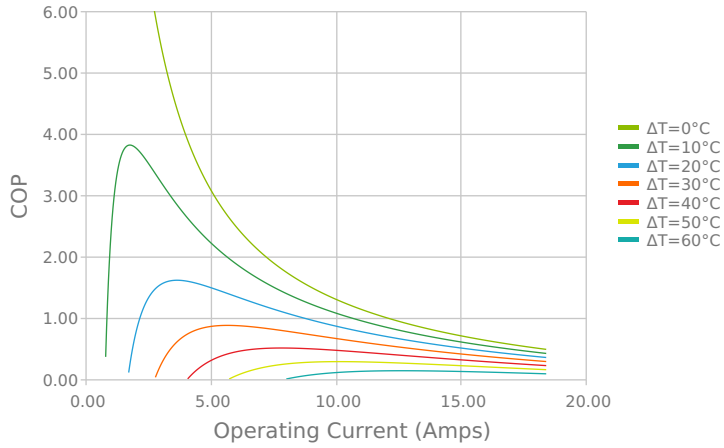
Heat Pumped at Cold Side  
Thot = 27 °C



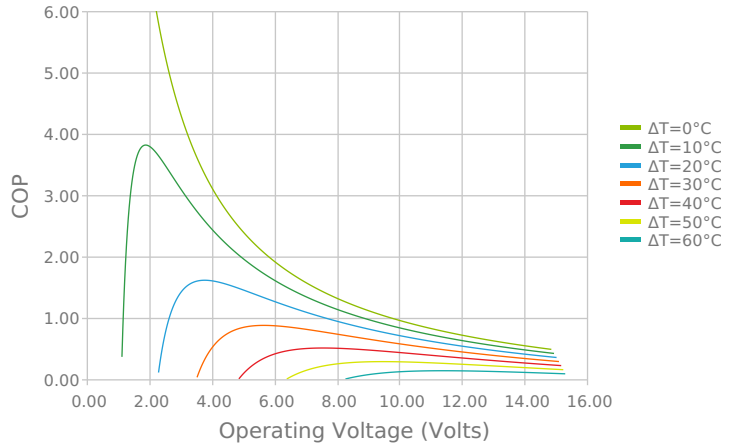
Current vs Voltage (I vs V)  
Thot = 27 °C



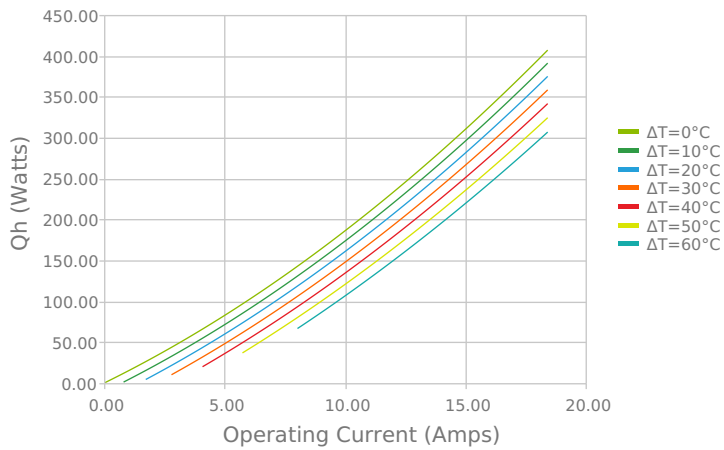
Coefficient of Performance (COP =  $Q_c/P_{in}$ )  
Thot = 27 °C



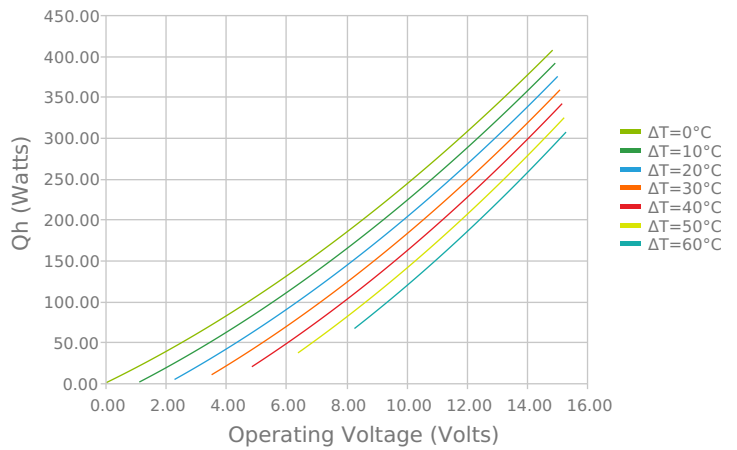
Coefficient of Performance (COP =  $Q_c/P_{in}$ )  
Thot = 27 °C



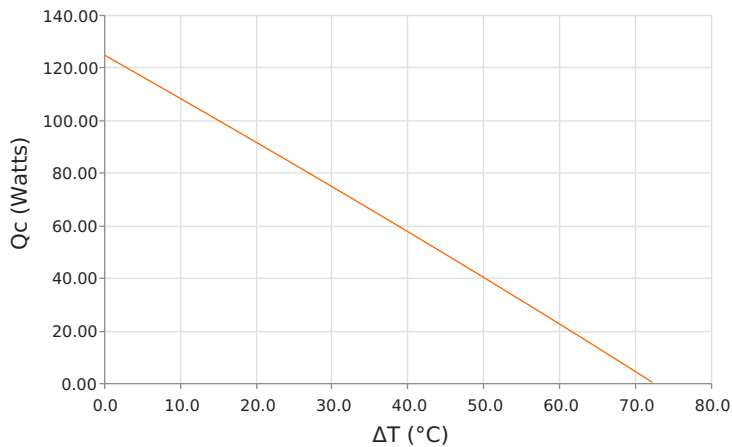
Total Heat Dissipated at Hot Side ( $Q_h=Q_c+P_{in}$ )  
Thot = 27 °C



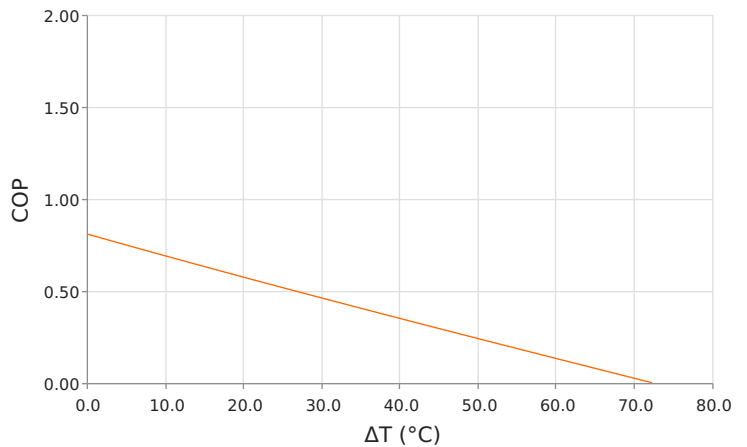
Total Heat Dissipated at Hot Side ( $Q_h=Q_c+P_{in}$ )  
Thot = 27 °C



Heat Pumped at Cold Side ( $Q_c$ )  
Thot = 27 °C | Current = 13.8 Amps



Coefficient of Performance (COP =  $Q_c/P_{in}$ )  
Thot = 27 °C | Current = 13.8 Amps



## SPECIFICATIONS\*

### Hot Side Temperature

**Qcmax ( $\Delta T = 0$ )**

**$\Delta T_{max}$  ( $Q_c = 0$ )**

**I<sub>max</sub> (I @  $\Delta T_{max}$ )**

**V<sub>max</sub> (V @  $\Delta T_{max}$ )**

**Module Resistance**

**Max Operating Temperature**

**Weight**

	27.0 °C	50.0 °C	80.0 °C
Qcmax ( $\Delta T = 0$ )	133.1 Watts	143.2 Watts	153.6 Watts
$\Delta T_{max}$ ( $Q_c = 0$ )	73.6°C	82.6°C	93.1°C
I <sub>max</sub> (I @ $\Delta T_{max}$ )	16.4 Amps	16.0 Amps	15.5 Amps
V <sub>max</sub> (V @ $\Delta T_{max}$ )	14.0 Volts	15.6 Volts	17.6 Volts
Module Resistance	0.81 Ohms	0.91 Ohms	1.04 Ohms
Max Operating Temperature	120 °C		
Weight	20.0 gram(s)		

\* Specifications reflect thermoelectric coefficients updated March 2020

## FINISHING OPTIONS

Suffix	Thickness	Flatness / Parallelism	Hot Face	Cold Face	Lead Length
TB	3.300 ±0.013 mm 0.130 ± 0.0005 in	0.013 mm / 0.013 mm 0.0005 in / 0.0005 in	Lapped	Lapped	152.4 mm 6.00 in

## SEALING OPTIONS

Suffix	Sealant	Color	Temp Range	Description
RT	RTV	Translucent or White	-60 to 204°C	Non-corrosive, silicone adhesive

## NOTES

1. Max operating temperature: 120°C
2. Do not exceed I<sub>max</sub> or V<sub>max</sub> when operating module
3. Reference assembly guidelines for recommended installation
4. Solder tinning also available on metallized ceramics

Any information furnished by Laird and its agents, whether in specifications, data sheets, product catalogues or otherwise, is believed to be (but is not warranted as being) accurate and reliable, is provided for information only and does not form part of any contract with Laird. All specifications are subject to change without notice. Laird assumes no responsibility and disclaims all liability for losses or damages resulting from use of or reliance on this information. All Laird products are sold subject to the Laird Terms and Conditions of sale (including Laird's limited warranty) in effect from time to time, a copy of which will be furnished upon request.

© Copyright 2019-2022 Laird Thermal Systems, Inc. All rights reserved. Laird™, the Laird Ring Logo, and Laird Thermal Systems™ are trademarks or registered trademarks of Laird Limited or its subsidiaries.

Revision: 00 Date: 06-01-2022

Print Date: 06-15-2022

# Mouser Electronics

Authorized Distributor

Click to View Pricing, Inventory, Delivery & Lifecycle Information:

[Laird Thermal Systems:](#)

[387005666](#)