

## Nextreme™ NRC400 Performance Chiller

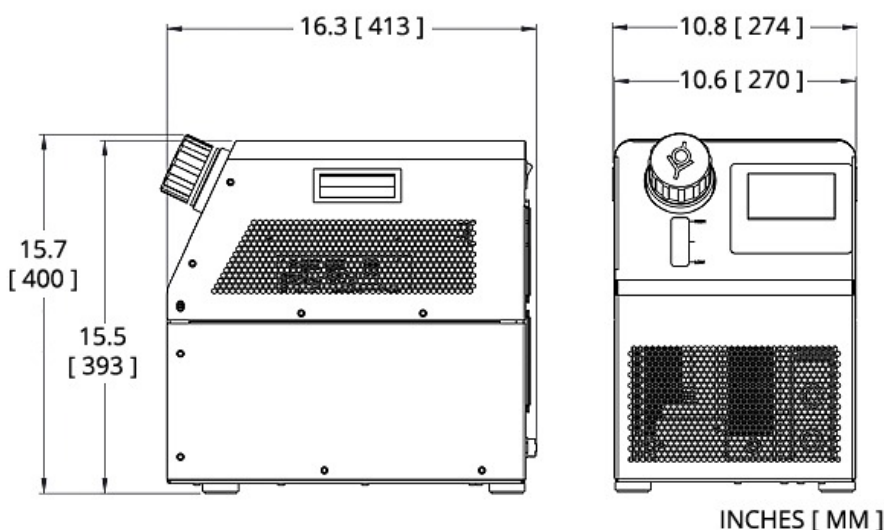
The Nextreme NRC400 is a next generation benchtop recirculating chiller using solid-state thermoelectric technology for precise temperature control of analytical and industrial equipment. It offers high heat pumping capacity for its size, improved temperature stability and lower noise operation than previous models. Utilizing custom thermoelectric coolers with premium thermoelectric materials, it delivers a higher coefficient of performance (COP). The NRC400 is a semi-closed system with a large reservoir tank requiring less refilling. It is equipped with a high-quality pump offering high MTBF with low pulsation to accommodate highly sensitive imaging and test instruments. This model comes with an option to increase chiller performance using Boost Mode. With the Boost Mode ON, the fans run at a higher speed which increases the unit's performance to the maximum cooling capacity. Users can easily control temperature setpoints and alarm settings via the high-res LCD touchscreen display. Custom configurations are available, however, MOQ applies.

## Features

- Precise Temperature Control
- Compact Form Factor
- Reliable Solid-State Operation
- Intuitive GUI
- Low Noise Operation

## Applications

- Analytical Imaging
- Industrial Laser Systems
- Semiconductor Test & Measurement
- Laboratory Testing
- Bath Cooling



INCHES [ MM ]

## COOLING POWER OPERATING POINTS<sup>1</sup>

### 100% Water (20°C Ambient Air)

Cooling Power (Qc) = 348 Watts  
Boost Mode (Qc) = 400 Watts  
Fluid Setpoint = 20 °C  
Fluid ΔT @ 1.0 L/min = 5.0 °C  
Boost Mode Fluid ΔT @ 1.0 L/min = 6.0 °C

### 100% Water (30°C Ambient Air)

Cooling Power (Qc) = 205 Watts  
Boost Mode (Qc) = 266 Watts  
Fluid Setpoint = 20 °C  
Fluid ΔT @ 1.0 L/min = 3.0 °C  
Boost Mode Fluid ΔT @ 1.0 L/min = 3.8 °C

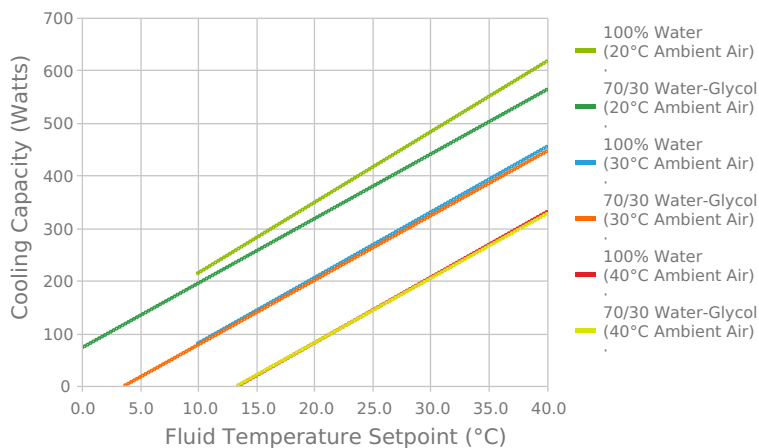
### 70/30 Water-Glycol (20°C Ambient Air)

Cooling Power (Qc) = 317 Watts  
Boost Mode (Qc) = 388 Watts  
Fluid Setpoint = 20 °C  
Fluid ΔT @ 1.0 L/min = 4.8 °C  
Boost Mode Fluid ΔT @ 1.0 L/min = 5.9 °C

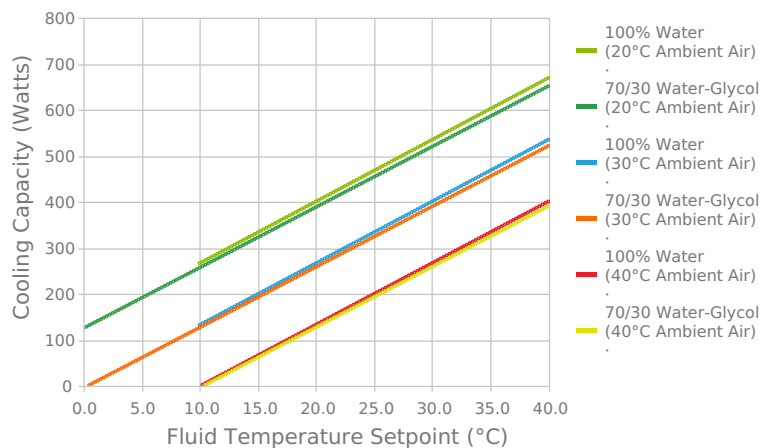
### 70/30 Water-Glycol (30°C Ambient Air)

Cooling Power (Qc) = 200 Watts  
Boost Mode (Qc) = 258 Watts  
Fluid Setpoint = 20 °C  
Fluid ΔT @ 1.0 L/min = 3.0 °C  
Boost Mode ΔT = 3.9 °C

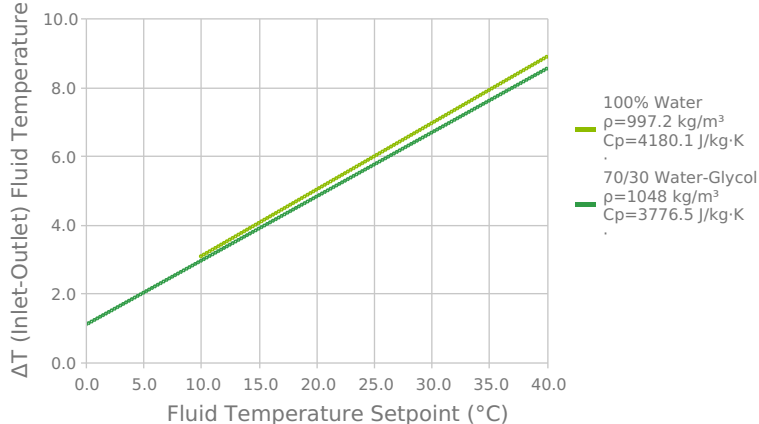
NRC400-T0-00-PC2 Cooling Capacity  
1 L/min Fluid Flow (Boost Mode OFF)



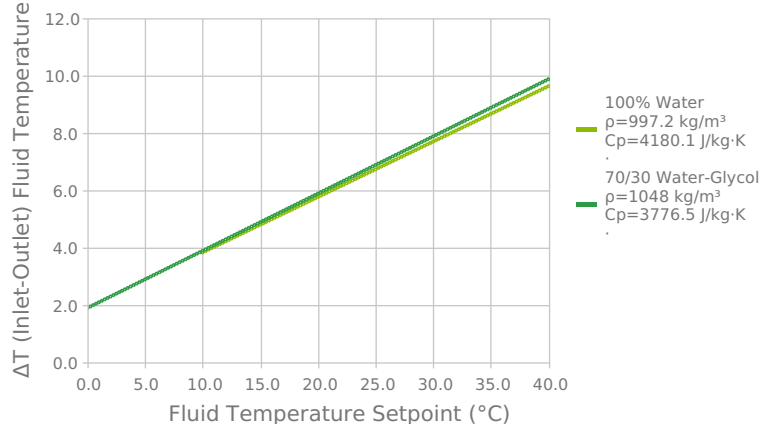
NRC400-T0-00-PC2 Cooling Capacity  
1 L/min Fluid Flow (Boost Mode ON)



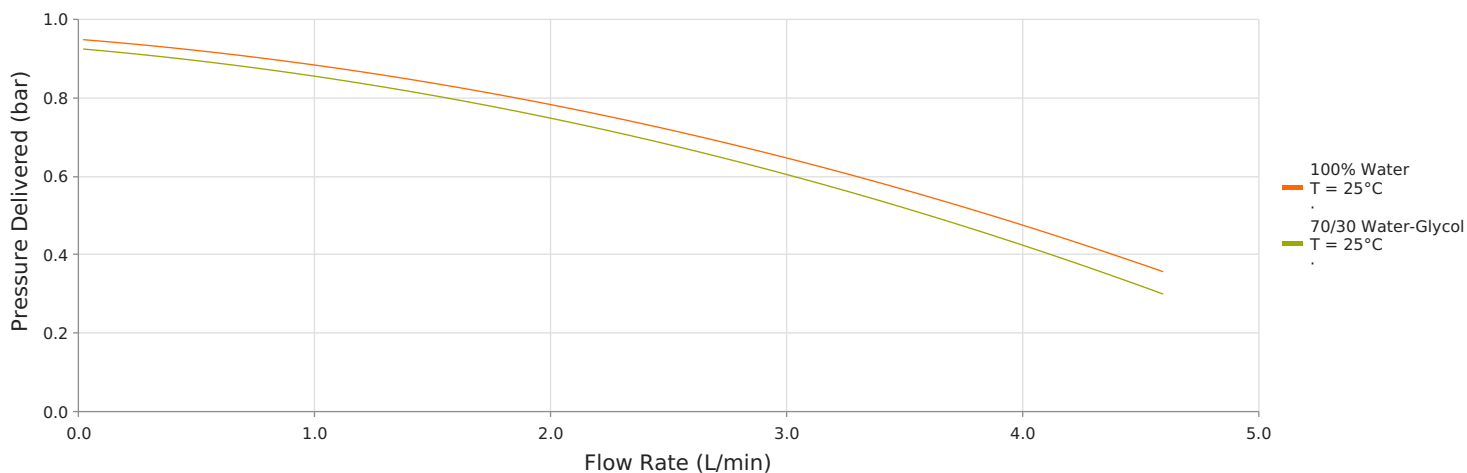
NRC400-T0-00-PC2  $\Delta T$  (Inlet-Outlet) Fluid Temperature  
Max System Cooling at 20°C Ambient Air  
1 L/min Fluid Flow (Boost Mode OFF)



NRC400-T0-00-PC2  $\Delta T$  (Inlet-Outlet) Fluid Temperature  
Max System Cooling at 20°C Ambient Air  
1 L/min Fluid Flow (Boost Mode ON)



NRC400-T0-00-PC2 - Chiller Pump Curves



## TECHNICAL SPECIFICATIONS

### Performance

<b>Maximum Cooling Capacity<sup>2</sup></b>	348 W Boost Mode OFF, 400 W Boost Mode ON
<b>Setpoint Range</b>	-10°C to 40°C
<b>Temperature Stability</b>	±0.05°C
<b>Nominal Operating Flowrate (60 Hz)<sup>1</sup></b>	1.0 L/min @ 0.9 Bar
<b>Nominal Operating Flowrate (50 Hz)<sup>1</sup></b>	1.0 L/min @ 0.9 Bar

### Operation

<b>Coolant</b>	Water or Water/Glycol
<b>Operating Temperature</b>	15°C to 40°C
<b>Storage temperature range (w/o coolant)</b>	0°C to 50°C
<b>Humidity range</b>	35% to 85%
<b>Storage Humidity range</b>	5% to 95%, non-condensing
<b>Input Voltage</b>	115 - 230 VAC
<b>Frequency</b>	50/60 Hz
<b>Current</b>	< 4.35 Amps
<b>Maximum Forward Pressure</b>	0.91 Bar
<b>Compliance</b>	ANSI / UL / CSA / IEC EN 61010-1 Edition 3

### Physical

<b>Height</b>	400 mm
<b>Length</b>	413 mm
<b>Width</b>	274 mm
<b>Weight</b>	24 kg
<b>Coolant Capacity</b>	1 Liters
<b>Couplings</b>	CPC-PLCD26006 Quick-Connect (3/8 in ID Tubing)


## CORD OPTIONS

These power cords all terminate in an IEC320-C20 plug. All compliance testing and validation has been done with these specific cord models.

**Power cord is not supplied with the unit and must be ordered separately.**

MFG Part Number	Plug Type	Standard	Style	Cable Length	Conductor Cross-Section	Color	Connector
387009619	Australia	AS 3112	straight	2.0 m	3 x 1.5 mm <sup>2</sup>	Black	C13
387009620	Europlug	CEE 7 / VII	straight	2.0 m	3 x 1.5 mm <sup>2</sup>	Black	C13
387009621	China	GB 2099	straight	2.0 m	3 x 1.5 mm <sup>2</sup>	Black	C13
387009622	Japan	JIS 8303	straight	2.0 m	3 x 2 mm <sup>2</sup>	Black	C13
387009623	United Kingdom	BS 1363	straight	2.0 m	3 x 1.5 mm <sup>2</sup>	Black	C13
387009624	United States	NEMA 5-15P	straight	2.0 m	3 x 2 mm <sup>2</sup>	Black	C13

## LIQUID INTERFACE



## NOTES

1. Performance curve deviation is within +/-5%
2. Maximum Cooling Capacity rated at 20°C Ambient Air and 20°C Fluid Temperature w/ Boost Mode On
3. Use water as coolant for control temperatures above 10°C
4. To prevent freezing, use coolant with up to 30% glycol below 10°C
5. For alternate coolants please contact Laird Thermal Systems

Any information furnished by Laird and its agents, whether in specifications, data sheets, product catalogues or otherwise, is believed to be (but is not warranted as being) accurate and reliable, is provided for information only and does not form part of any contract with Laird. All specifications are subject to change without notice. Laird assumes no responsibility and disclaims all liability for losses or damages resulting from use of or reliance on this information. All Laird products are sold subject to the Laird Terms and Conditions of sale (including Laird's limited warranty) in effect from time to time, a copy of which will be furnished upon request.

© Copyright 2023 Laird Thermal Systems, Inc. All rights reserved. Laird™, the Laird Ring Logo, and Laird Thermal Systems™ are trademarks or registered trademarks of Laird Limited or its subsidiaries.

Nextreme™ is a trademark of Laird Thermal Systems, Inc. All other marks are owned by their respective owners.

Revision: 01 Date: 06-08-2023

Print Date: 06-08-2023

# Mouser Electronics

Authorized Distributor

Click to View Pricing, Inventory, Delivery & Lifecycle Information:

[Laird Thermal Systems:](#)

[385901-002](#)