

Ceramic Plate Series Thermoelectric Cooler

The CP14-127-045-L1-W4.5 is a high-performance and highly reliable standard Thermoelectric Cooler. Assembled with Bismuth Telluride semiconductor material and thermally conductive Aluminum Oxide ceramics. It has a maximum Q_c of 71.3 Watts when $\Delta T = 0$ and a maximum ΔT of 70.5 °C at $Q_c = 0$.

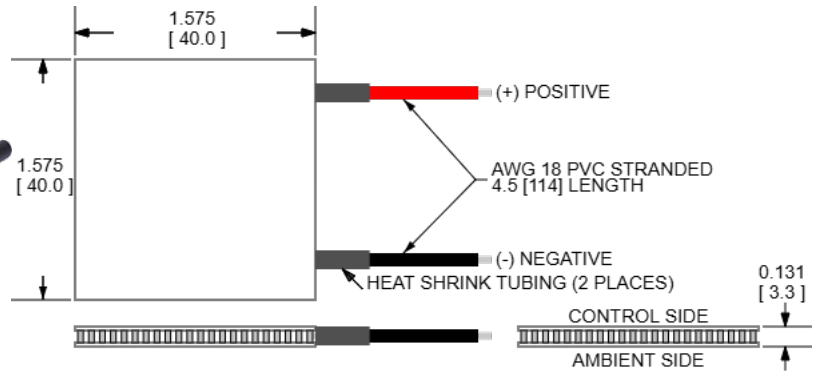


Features

- Compact geometric sizes
- DC Operation
- RoHS-compliant

Applications

- Thermoelectric Coolers for Reagent Storage
- Thermoelectric Coolers for Handheld Cosmetic Lasers
- Cooling for Centrifuges
- Peltier Cooling for Machine Vision



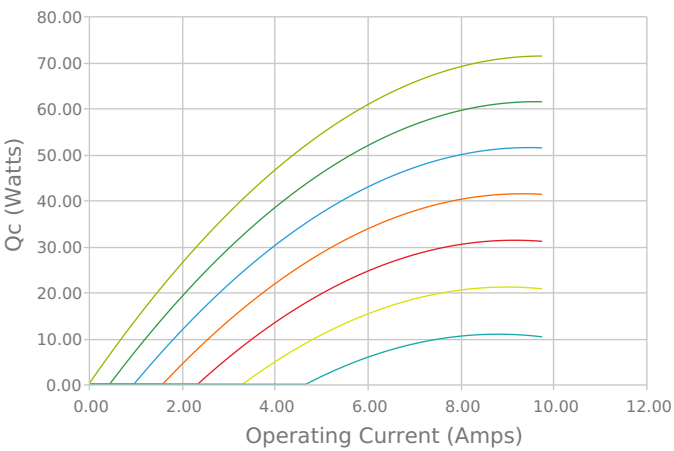
CERAMIC MATERIAL: Al_2O_3
SOLDER CONSTRUCTION: 138°C, BiSn

INCHES [MM]

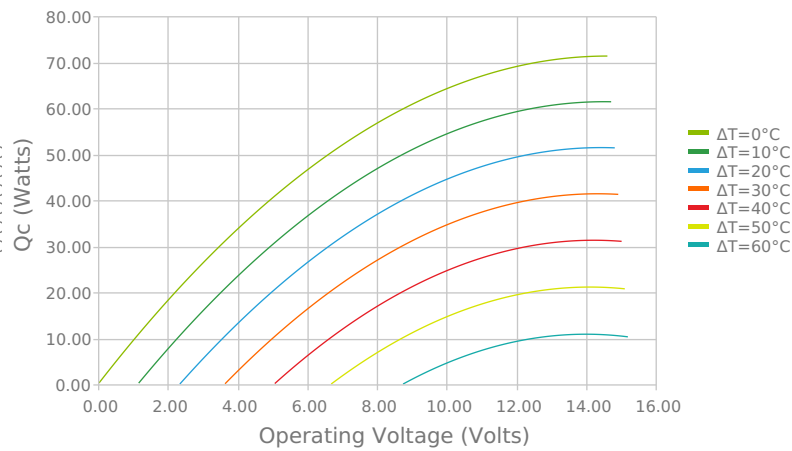
Electrical and Thermal Performance

For maximum performance, be sure to orient the CONTROL side of the TEC against the application to be managed and the AMBIENT side against the heat sink or other heat rejection method. The CONTROL side is always opposite the side with lead attachments. Lead attachment is a passive heat loss and less impactful if located on the side that attaches to the heat exchanger.

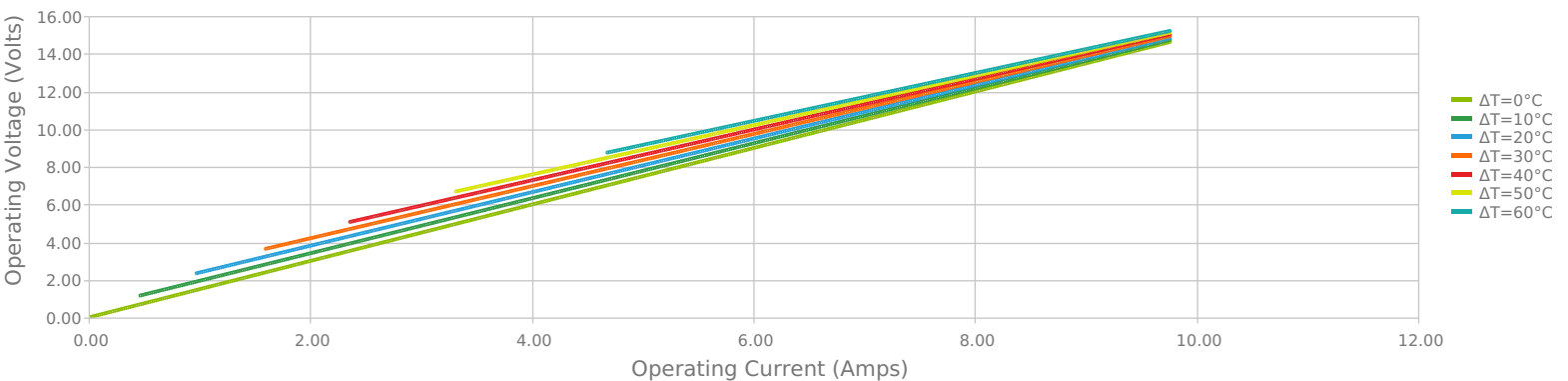
Heat Pumped at Cold Side
 $T_{hot} = 27\text{ °C}$



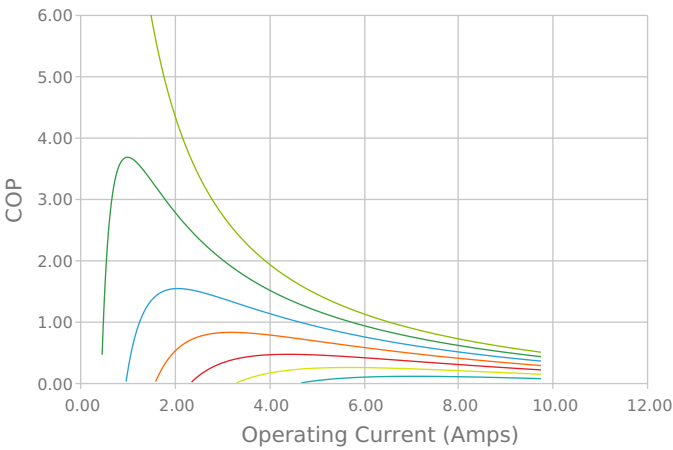
Heat Pumped at Cold Side
 $T_{hot} = 27\text{ °C}$



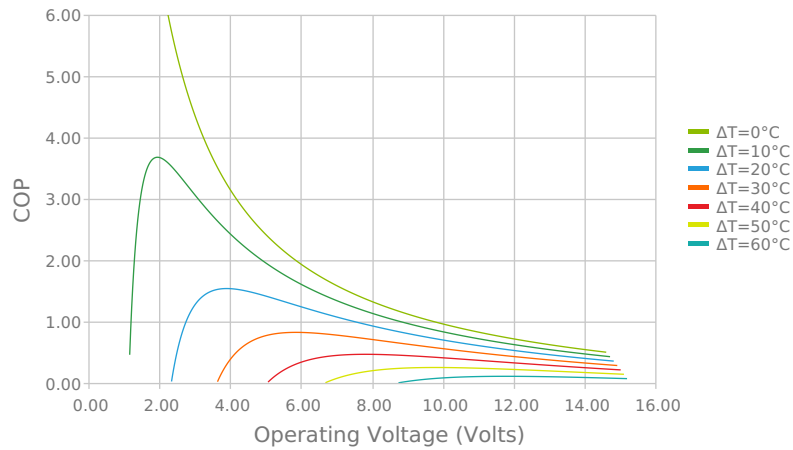
Current vs Voltage (I vs V)
 $T_{hot} = 27\text{ °C}$



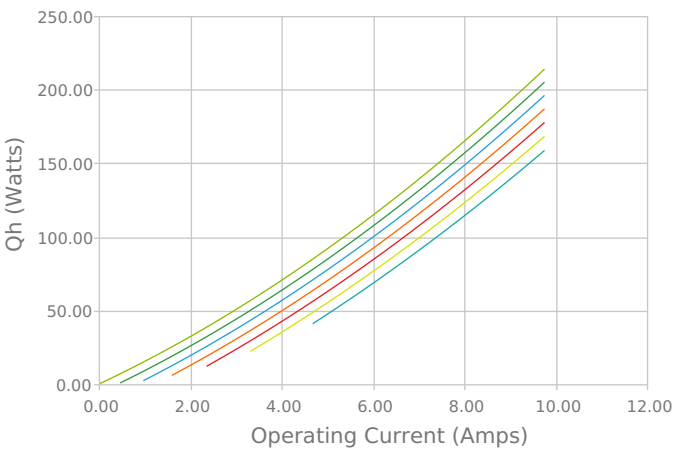
Coefficient of Performance (COP = Q_c/P_{in})
 $T_{hot} = 27\text{ }^{\circ}\text{C}$



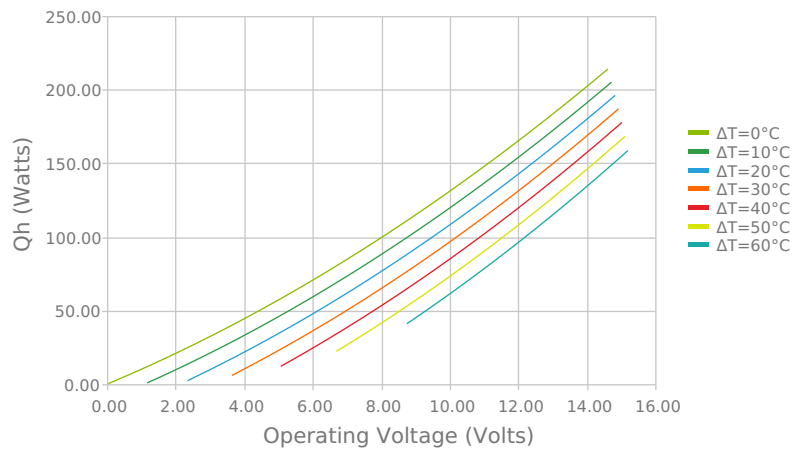
Coefficient of Performance (COP = Q_c/P_{in})
 $T_{hot} = 27\text{ }^{\circ}\text{C}$



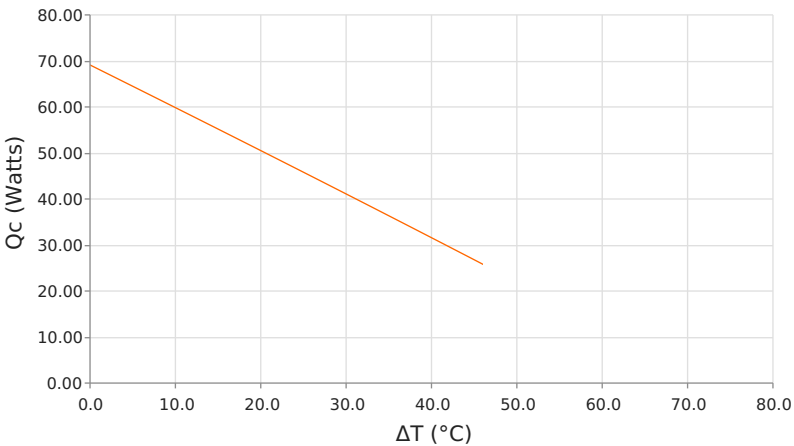
Total Heat Dissipated at Hot Side ($Q_h=Q_c+P_{in}$)
 $T_{hot} = 27\text{ }^{\circ}\text{C}$



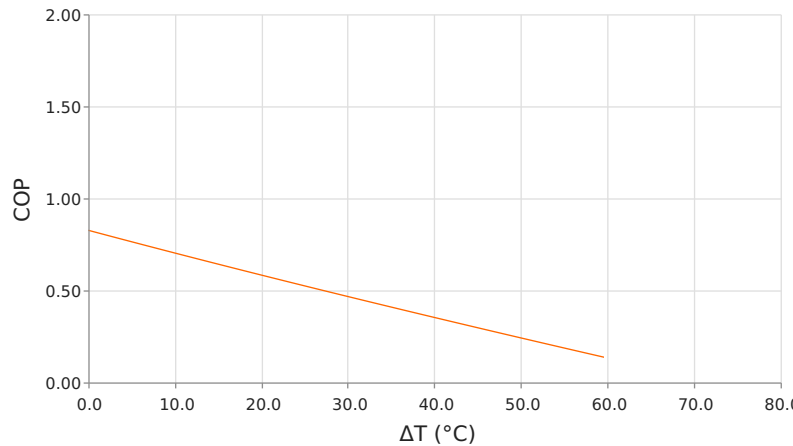
Total Heat Dissipated at Hot Side ($Q_h=Q_c+P_{in}$)
 $T_{hot} = 27\text{ }^{\circ}\text{C}$



Heat Pumped at Cold Side (Q_c)
 $T_{hot} = 35\text{ }^{\circ}\text{C}$ | operating = 7.3 Amps



Coefficient of Performance (COP = Q_c/P_{in})
 $T_{hot} = 35\text{ }^{\circ}\text{C}$ | operating = 7.3 Amps



Specifications

Hot Side Temperature	27.0 °C	35.0 °C	50.0 °C
Qcmax (ΔT = 0)	71.3 Watts	73.5 Watts	77.3 Watts
ΔTmax (Qc = 0)	70.5°C	73.5°C	78.8°C
Imax (I @ ΔTmax)	8.6 Amps	8.6 Amps	8.5 Amps
Vmax (V @ ΔTmax)	13.9 Volts	14.4 Volts	15.4 Volts
Module Resistance	1.50 Ohms	1.56 Ohms	1.68 Ohms
Max Operating Temperature	80 °C		
Weight	20.0 gram(s)		

Finishing Options

Suffix	Thickness	Flatness / Parallelism	Hot Face	Cold Face	Lead Length
L1	3.327 ±0.025 mm 0.131 ± 0.0010 in	0.025 mm / 0.025 mm 0.001 in / 0.001 in	Lapped	Lapped	114.3 mm 4.50 in

Sealing Options

Suffix	Sealant	Color	Temp Range	Description
	None			No sealing specified

Notes

Max operating temperature: 80°C
Do not exceed Imax or Vmax when operating module
Reference assembly guidelines for recommended installation
Solder tinning also available on metallized ceramics

Any information furnished by Tark Thermal Solutions and its agents, whether in specifications, data sheets, product catalogues or otherwise, is believed to be (but is not warranted as being) accurate and reliable, is provided for information only and does not form part of any contract with Tark Thermal Solutions. All specifications are subject to change without notice. Tark Thermal Solutions assumes no responsibility and disclaims all liability for losses or damages resulting from use of or reliance on this information. All Tark products are sold subject to the Tark Thermal Solutions Terms and Conditions of sale (including Tark’s limited warranty) in effect from time to time, a copy of which will be furnished upon request.

© Copyright 2025 Tark Thermal Solutions, Inc. All rights reserved.

Revision: 00 Date: 06-01-2022

Print Date: 05-16-2025

Mouser Electronics

Authorized Distributor

Click to View Pricing, Inventory, Delivery & Lifecycle Information:

[Laird Thermal Systems:](#)

[430082-514](#) [56910-505](#)