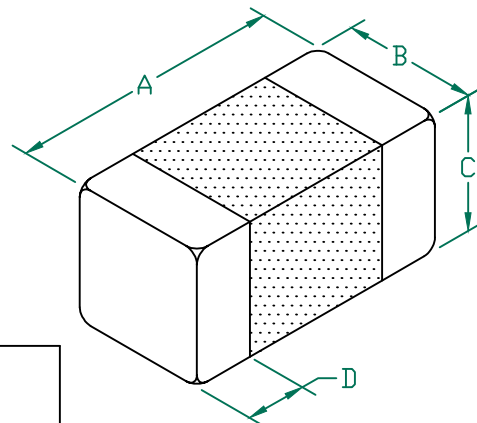


# IC0805A223R-10

## PHYSICAL DIMENSIONS:

A	2.00 [.079]	+ 0.20[.008]
B	1.25 [.049]	+ 0.20[.008]
C	1.25 [.049]	+ 0.20[.008]
D	0.50 [.020]	+ 0.30[.012]



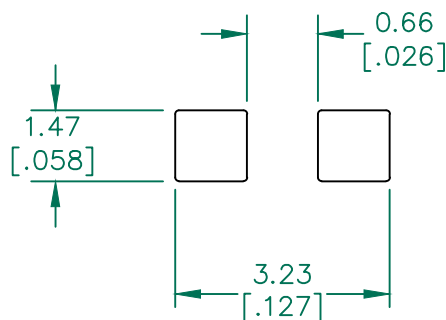
## ELECTRICAL CHARACTERISTICS:

L (nH) ± 10%	24,200	Max
	22,000	Nom
	19,800	Min
Q (Min)	30	
Freq. (MHz)	1	
Self-Resonant Freq (MHz)	16	
DCR(Max) $\Omega$	1.10	
I (Max)	100mA	

## NOTES: UNLESS OTHERWISE SPECIFIED

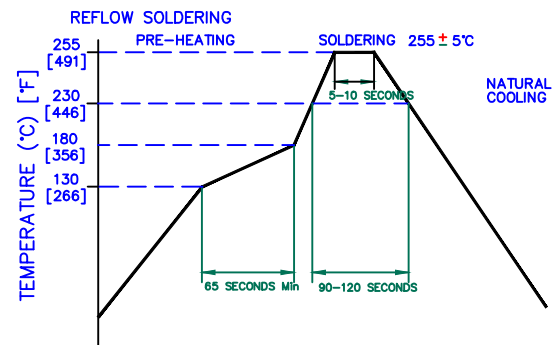
1. TAPED AND REELED per CURRENT EIA SPECIFICATIONS 7" REELS, 3000 PCS/REEL, PAPER TAPE.
2. TERMINATION FINISH IS 100% MATTE Sn OVER Ni.
3. COMPONENTS SHOULD BE ADEQUATELY PREHEATED BEFORE SOLDERING.
4. I (MAX.) IS BASED ON THE MAXIMUM SUSTAINED CURRENT APPLIED WHILE MAINTAINING A MAXIMUM TEMPERATURE RISE OF 40°C OVER AMBIENT.
5. OPERATING TEMP. RANGE: -40°C~+125°C. (INCLUDING SELF-HEATING)

## LAND PATTERNS FOR REFLOW SOLDERING



(For wave soldering, add 0.762[.030] to this dimension)

## RECOMMENDED SOLDERING CONDITIONS



DIMENSIONS ARE IN mm [INCHES]				This print is the property of Laird Tech. and is loaned in confidence subject to return upon request and with the understanding that no copies shall be made without the written consent of Laird Tech. All rights to design or invention are reserved.			
D	REMOVE NOTE 5	07/21/16	QU	<div>PROJECT/PART NUMBER:</div> <div>IC0805A223R-10</div> <div>DATE: 05/06/04</div> <div>CAD # IC0805A223R-10-F</div>			
E	ADD OPERATING TEMPERATURE UPDATE LAIRD LOGO AND REFLOW CURVE	08/05/13	QU				
D	UPDATE COMPANY LOGO	06/19/08	JRK				
C	REV NOTES COR NOTE 4 UPDATE ROHS CHANGE D DIMENSION & TOLS	01/16/07	JRK				
REV	DESCRIPTION	DATE	INT	<div>SCALE: NTS</div> <div>SHEET: 1 of 1</div>			

# Mouser Electronics

Authorized Distributor

Click to View Pricing, Inventory, Delivery & Lifecycle Information:

[Laird Performance Materials:](#)

[IC0805A223R-10](#)