


PRODUCT DESCRIPTION



Laird's Tflex™ HD7.5 gap filler is a new developed very soft silicone material in our high deflection series. With a thermal conductivity of 7.5W/ mk, Tflex™ HD7.5 is designed to provide superior pressure versus deflection characteristics. The material will provide minimal stress on components during application while maintaining low thermal resistance. As a result, less mechanical and thermal stresses will be experienced within your device.

Tflex™ HD7.5 gap filler is available in thickness from 1mm (0.040") to 5mm (0.200"). Laird can provide material to meet your production needs in any region through our local production facilities. Please contact your local Laird sales or field engineering contact for samples or questions.

FEATURES AND BENEFITS

- 7.5 W/mK thermal conductivity
- Low pressure versus deflection
- Minimizes board and component stress
- Low Outgassing and oil bleeding
- Large tolerance applications

SPECIFICATIONS

TYPICAL PROPERTIES	VALUE	TEST METHOD
Construction & Composition	Ceramic filled silicone sheet	N/A
Color	Grey	Visual
Thickness Range	1mm (0.040") - 5mm (0.200")	N/A
Thermal Conductivity (W/mK)	7.5 6.8	Hot Disk ASTMD5470
Density (g/cc)	3.4	Helium Pycnometer
Hardness Shore 00 (3 sec)	15	ASTM D2240
Hardness Shore 000 (3 sec)	60	ASTM D2240
Outgassing TML (weight %)	0.20	ASTM E595
Outgassing CVCM (weight %)	0.02	ASTM E595
Temperature Range	-40°C to 125°C	Laird Test Method
Rth at 1mm, 10 psi	0.119°C-in2/W	ASTM D5470
Dielectric Constant at 1 MHz	7.94	ASTM D150
UL Flammability Rating	V-0	UL 94
Volume Resistivity	1.1X10 ¹⁴ Ω.cm	ASTM D257

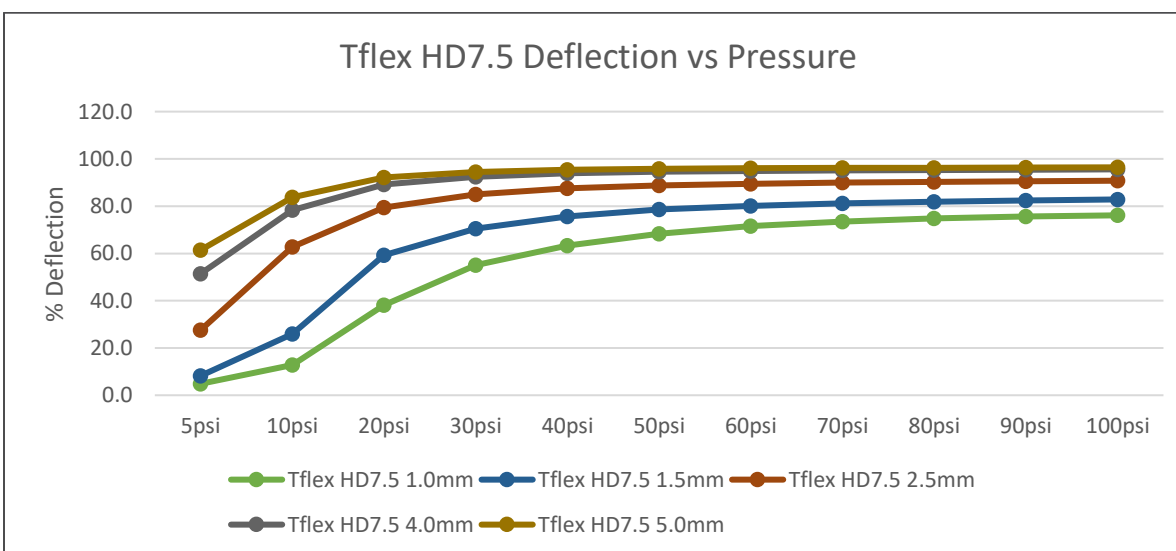
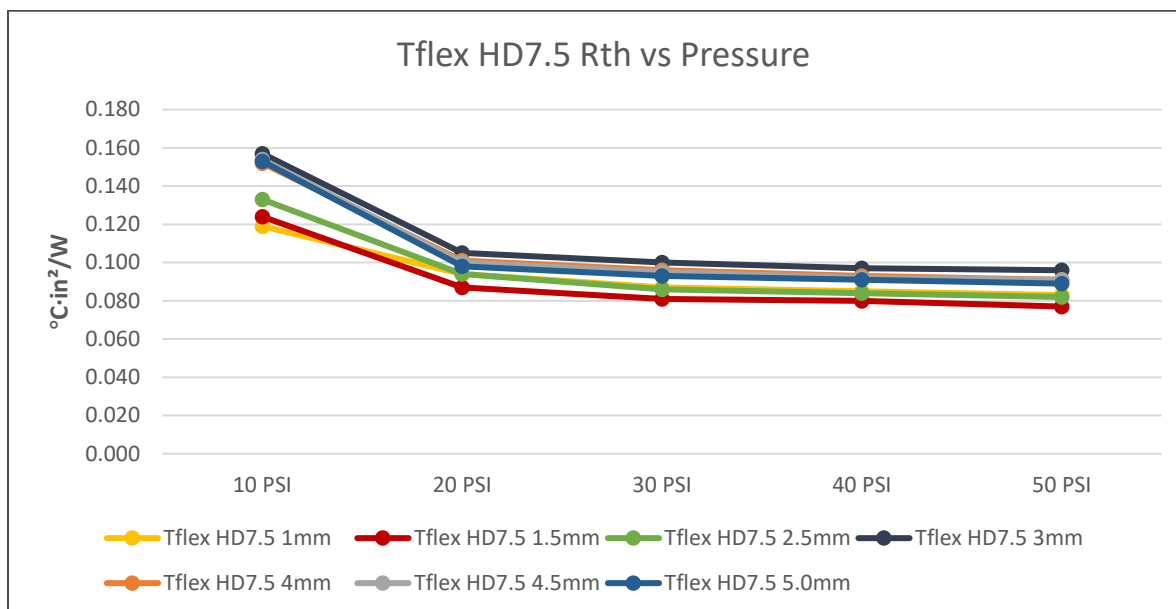
USA: +1.866.928.8181
Europe: +49.8031.24600
Asia: +86.755.2714.1166

www.laird.com



THR-DS-Tflex™ HD7.5 06122023

Any information furnished by Laird Technologies, Inc. or any of its affiliates or agents ("Laird") is believed to be accurate and reliable. All specifications are subject to change without notice. Responsibility for the use and application of Laird materials rests with the end user. Laird makes no warranties as to the fitness, merchantability, suitability or non-infringement of any Laird materials or products for any specific or general uses. Laird shall not be liable for incidental or consequential damages of any kind. All Laird products are sold pursuant to the Laird's Terms and Conditions of sale in effect from time to time, a copy of which will be furnished upon request. © Copyright 2022 Laird Technologies, Inc. All Rights Reserved. Laird™, Laird Technologies™, the Laird Logo, and other marks are trademarks or registered trademarks of Laird Technologies, Inc. or an affiliate company thereof. DuPont™ is a trademark or registered trademark of DuPont de Nemours, Inc. or an affiliate company thereof. Other marks may be owned by third parties. Nothing herein provides a license under any Laird or any third-party intellectual property rights.



AVAILABILITY

- 1 mm (0.040") up to 5 mm (0.200") thick material available in 0.25mm (0.010") increments
- Available in standard sheet sizes of 18" x 18" and 9" x 9" or custom die cut parts.
- DC1 – Eliminate tack from one side
- A1 – Adhesive on one side
- PI – Polyimide liner added to one side

PART NUMBER SYSTEM

Tflex™ indicates Laird elastomeric thermal gap filler product line. HD7.5 indicates high deflection 7.5 W/mk material. Thickness of sheet in mm is listed after material name.

EXAMPLES:

- Tflex™ HD7.5,1.00 =1.00mm thick for Tflex™ HD7.5 material
- Tflex™ HD7.5,1.00,A1 =1.00mm thick for Tflex™ HD7.5 material with adhesive on one side

Tflex™ HD7.5 datasheet 06122023

Mouser Electronics

Authorized Distributor

Click to View Pricing, Inventory, Delivery & Lifecycle Information:

[Laird Performance Materials:](#)

[A18547-04](#) [A18547-05](#) [A18547-06](#) [A18547-07](#) [A18547-08](#) [A18547-09](#) [A18547-10](#) [A18547-11](#) [A18547-12](#)
[A18547-13](#) [A18547-14](#) [A18547-15](#) [A18547-16](#) [A18547-17](#) [A18547-18](#) [A18547-19](#) [A18547-20](#) [A18444-04](#)