

GOF2000 Thermal Gasket

Thermally Conductive Gasket w/ Silicone Foam



GOF2000 THERMAL GASKET

Laird's Graphite-over-Foam (GOF), GOF2000 thermal gasket, provides thermal transfer performance in the form of a traditional wrapped compressible foam gasket. GOF2000 combines the thermal transfer performance of the Tgon™ 9000 synthetic graphite outside wrap and the repeatable compression and rebound of a foam core. GOF2000 utilizes Laird LSF series silicone foam allowing for a UL V0 flammability rating.

FEATURES AND BENEFITS

- Efficient thermal transfer over large gaps
- High Deflection
- Repeatable compression and rebound cycles
- Lightweight
- Low force thermal interface
- Abrasion resistant exterior
- Ease of manufacturing for high volume
- No bleed from silicone oil or other materials
- High operating temperature suitability and UL V0 flammability rating

VALUE

- Provides compressible thermal interface for sliding connections. Ideal for insertion applications.
- Ensures thermal interface contact in high movement locations that would separate a traditional thermal putty, gel, or grease
- Offers lower force than traditional thermal gap pads for pressure sensitive applications
- Ideal thermal performance for large gap sizes
- Improved reliability performance of electronics
- RoHS and REACH compliant

PRODUCT PROPERTIES	GOF2000 TYPICAL VALUES
Color	Black
UL Flammability	UL 94 V0 (pending), Passed in-house testing
Operating Temperature	-40°C to 125°C
Standard Thicknesses (mm)	1.0, 1.2, 1.8, 2.6, 3.4, 5.0, 6.6, 9.8, 13.0
Thickness Tolerance	+/-0.3 mm (1.1 – 2.6 mm THK.) +/-0.5 mm (3.5 – 6.6 mm THK.) +/-0.7 mm (9.7 mm THK.) +/-1.0 mm (13.0 mm THK.)
Width Tolerance	+/-0.5mm
Available Width Range	3 mm to 25 mm
Available Length Range	5 mm to 300 mm
Compression Set	<35% @ 125°C @ 7 days @ 1-2mm <10% @ 125°C @ 7 days @ >2mm
Shelf Life	12 Months at 23°C/60% R.H.
Recommended Compression Range	Target compression 25% 15% to 35% for <2mm thick 15% to 50% for >2mm thick

Americas: +1.866.928.8181
Europe: +49.(0).8031.2460.0
Asia: +86.755.2714.1166

www.laird.com

APPLICATION

Small cosmetic wrinkles in the part exterior are to be expected in the uncompressed state and do not affect thermal performance.

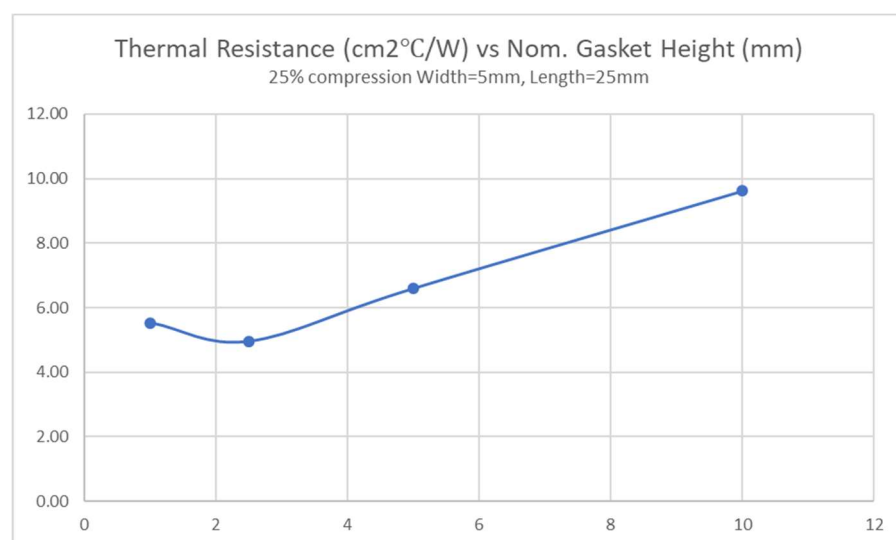
GOF2000 uses a 30um thick PSA as standard. This 30um is not included in the standard thickness listed in the chart above.

THERMAL CONDUCTIVITY & THERMAL RESISTANCE

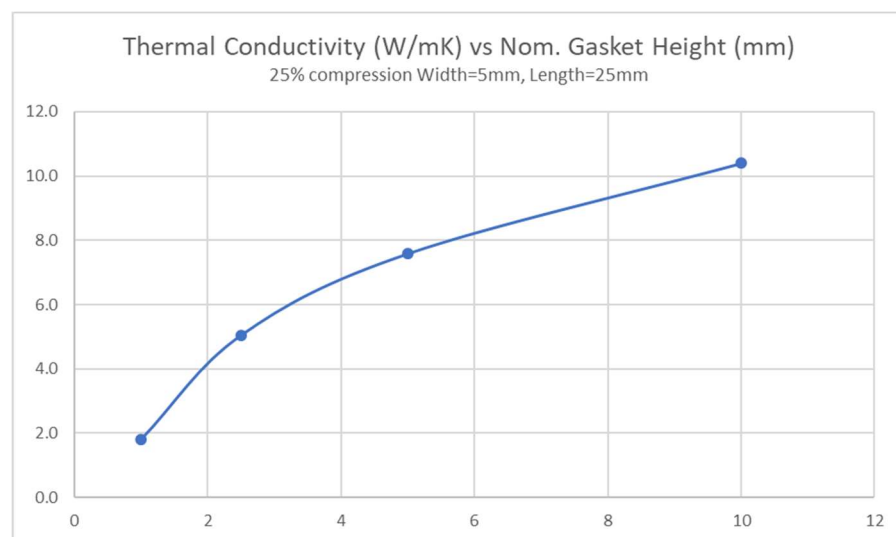
Graphite over foam is not a homogeneous material and therefore thermal conductivity is not a constant value across the different configurations and sizes. The values in the chart below are only for comparison's sake to traditional thermal gap pads. Thermal resistance is the more indicative value for design evaluation. Below values are based on representative 5.0mm wide by 25mm long samples. Final part Tr and Tc can be measured and reported in prototype phase to confirm exact value for the configuration.

A dual layer graphite version of GOF2000 is available for a 20% increase in thermal performance.

THERMAL RESISTANCE



THERMAL CONDUCTIVITY



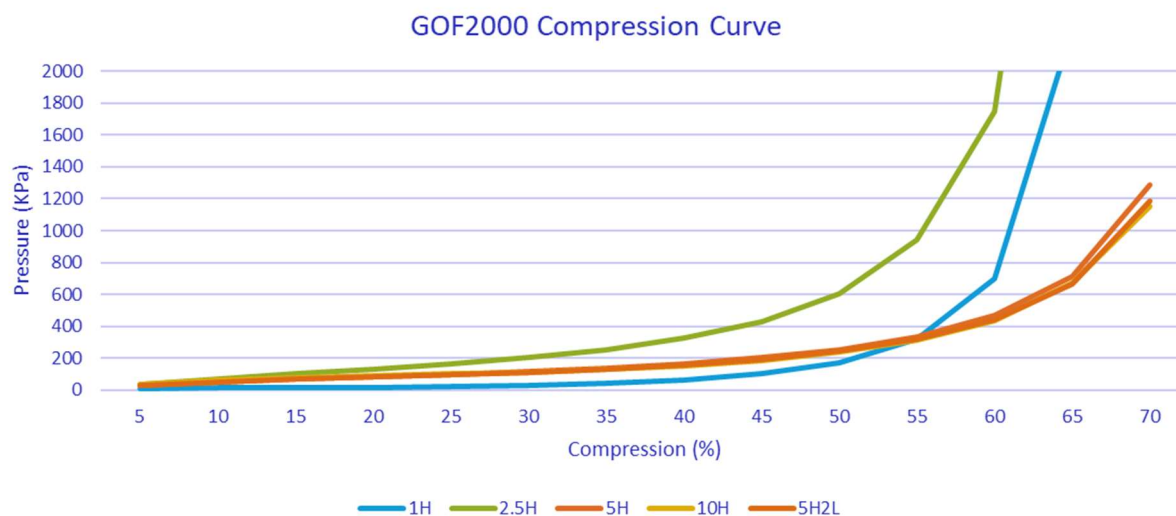
Americas: +1.866.928.8181

Europe: +49.(0).8031.2460.0

Asia: +86.755.2714.1166

www.laird.com

GOF2000 PRESSURE VS DEFLECTION %



GOF2000 SAMPLE PART NUMBER

A sample of GOF2000, 2.5x5x25mm in shape, with the part number, LT19GOF2000SAMP.

Americas: +1.866.928.8181

Europe: +49.(0).8031.2460.0

Asia: +86.755.2714.1166

www.laird.com

Mouser Electronics

Authorized Distributor

Click to View Pricing, Inventory, Delivery & Lifecycle Information:

[Laird Performance Materials:](#)

[57GF21600981600100](#)