

2400-2485 MHZ VERTICALLY POLARIZED OMNI-DIRECTIONAL ANTENNA

The omni-directional antenna systems offered by Laird Technologies are constructed of UV-stable fiberglass with all stainless steel brackets standard. They come standard with type N female bulkhead connectors with extra heavy duty nuts for optional standoff type mounting. The 7dBi has a 5 deg electrical downtilt standard which is perfect for close-in wireless systems such as apartment complexes. Because of their unique high performance design which eliminates nulls, they can be used in a wide variety of wireless systems.

FEATURES

- 9 and 12 dBi antenna gain
- 12dB has 3 deg electrical downtilt standard
- 9dBi has 0 deg or 7deg electrical downtilt options
- Type N female integrated bulkhead connector
- 12dB has optional 24" pigtail with N male or N female connector
- Rugged, lightweight, and waterproof

MARKETS

- 2.4 GHz ISM band applications
- Base station antennas
- 802.11b and 802.11g wireless systems
- Point-to-multi-point systems
- Wireless broadband systems
- WiFi access points

PARAMETER	OD24-9	OD24-12
Frequency range	2400-2485 MHz	2400-2485 MHz
Input return loss (S11)	-14 dB	-14 dB
VSWR	1.5:1	1.5:1
Impedance	50 ohm	50 ohm
Input power	100W	100W
Pole diameter (OD)	1" - 2" (25-51mm)	1" - 2" (25-51mm)
Operating temperature	-40 - +70°C	-40 - +70°C
Rated wind velocity	125 mph (56 m/sec)	125 mph (56 m/sec)
Gain	9dBi	12dBi
Vertical beamwidth	14°	7°
Electrical downtilt	0° or 7°	3°
Weight	1.1 lbs (0.5kg)	1.4 lbs (0.6kg)
Length +/- 1.0 in	27 in (69 cm)	48 in (122 cm)
Diameter	0.6 in (15 mm)	0.6 in (15 mm)

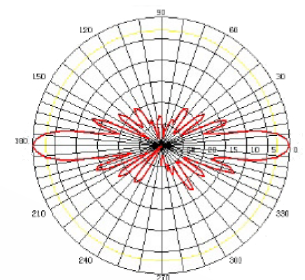
WIND LOADING

MODEL	100 MPH	125 MPH
OD24	8.75 lb	13.7 lb

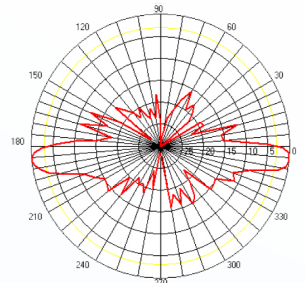
SYSTEM ORDERING

OD24- 9	2.4GHz 9dBi omni antenna
OD24-9D7	2.4GHz 9dBi omni antenna with 5 deg electrical downtilt
OD24-12	2.4GHz 12dBi omni antenna with 3 deg electrical downtilt
OD24-12P	2.4GHz 12dBi omni antenna with 5 deg electrical downtilt - N male pigtail
OD24-12PF	2.4GHz 12dBi omni antenna with 5 deg electrical downtilt - N female pigtail

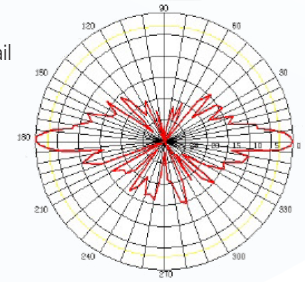
ANTENNA PATTERN



9dB Vertical Antenna Pattern
0 Deg Elec Downtilt - E Plane



9dB Vertical Antenna Pattern
7 Deg Elec Downtilt - E Plane



12dB Vertical Antenna Pattern
3 Deg Elec Downtilt - E Plane

global solutions: local support™

Americas: +1.847.839.6907
IAS-AmericasEastSales@lairdtech.com

Europe: +1.32.80.7866.12
IAS-EUSales@lairdtech.com

Asia: +1.65.6.243.8022
IAS-AsiaSales@lairdtech.com

www.lairdtech.com

ANT-DS-PAWOD24 0809

Any information furnished by Laird Technologies, Inc. and its agents is believed to be accurate and reliable. All specifications are subject to change without notice. Responsibility for the use and application of Laird Technologies materials rests with the end user, since Laird Technologies and its agents cannot be aware of all potential uses. Laird Technologies makes no warranties as to the fitness, merchantability or suitability of any Laird Technologies materials or products for any specific or general uses. Laird Technologies shall not be liable for incidental or consequential damages of any kind. All Laird Technologies products are sold pursuant to the Laird Technologies Terms and Conditions of sale in effect from time to time, a copy of which will be furnished upon request. © Copyright 2009 Laird Technologies, Inc. All Rights Reserved. Laird, Laird Technologies, the Laird Technologies Logo, and other marks are trademarks or registered trademarks of Laird Technologies, Inc. or an affiliate company thereof. Other product or service names may be the property of third parties. Nothing herein provides a license under any Laird Technologies or any third party intellectual property rights.

Mouser Electronics

Authorized Distributor

Click to View Pricing, Inventory, Delivery & Lifecycle Information:

Laird Connectivity:

[OC572112-FNM](#) [OC57216-FNM](#) [OD24-12](#) [OD24-12P](#) [OD24-7D5](#)