



Laird Connectivity's SJS330065-17-001 wideband, dual slant sector antenna, covers frequencies from 3.3 to 3.8 GHz making this an excellent CBRS wireless network solution. Significantly reduced upper side lobes and null fill below the horizon are achieved thanks to our highly skilled engineering staff and the utilization of our proprietary Artificial Intelligence RF Optimizing development tool.

Laird's suite of high-performance sector antennas features proprietary design elements and low-loss feed network, resulting in extremely high levels of system performance and ruggedness while maintaining very slim profiles with low wind and ice loading.

Outside of CBRS applications, the antenna's wide bandwidth characteristics allows the antenna to be inventoried for eventual use by any carrier using any portion of the 3.3-3.8 GHz frequency band.

FEATURES AND BENEFITS

- Suppression of the first two upper side lobes
- 1st null fill below the horizon
- Low-loss feed stripline feed network and efficient dipole radiators provide high efficiency and gain
- Excellent matching of the radiating elements and feed network allows for superior pattern control in elevation
- Optimized for maximum ratio combining
- Two Type N-f connectors

APPLICATIONS

- High multi-path environment
- Large carrier class deployment
- CBRS service providers
- Ideal base station antenna for high density wireless network coverage in mobile and fixed applications

ELECTRICAL SPECIFICATIONS

Model Name	SJS330065-17-001
Operating Frequency (GHz)	3.3 – 3.8
VSWR – Max	1.5:1
Gain (dBi)	17.0 ± 1
Nominal Impedance (Ohms)	50
Max Power - Ambient 25°C (W)	30
Polarization	Dual slant ± 45°
Vertical Plane 3 dB Beamwidth	7°
Horizontal Plane 3 dB Beamwidth	65°
Elevation Null Fill (dB) – Minimum	Down to -25°
1 st Null	-18
2 nd Null	-33
3 rd Null	-36
Sidelobes – Azimuth (dB) – ETSI EN 302.326-3 SS2	>35
Front-to-Back Ratio (dB) – ETSI EN 302.326-3 SS2	>35
Cross-polarization at Boresight (dB)	> 22
Cross-polarization ± 30° to Boresight (dB)	18 min. (20 typ.)

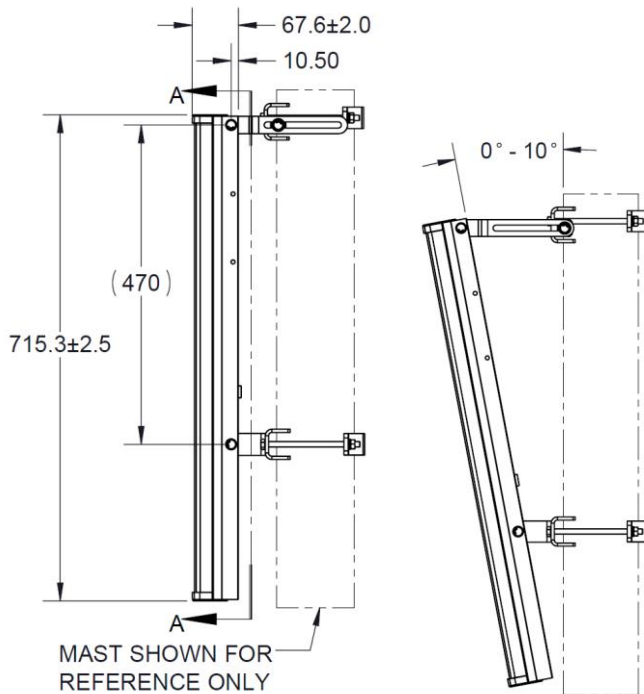
MECHANICAL SPECIFICATIONS

Dimensions – mm (inches)	715 x 122 x 68 (28.1 x 4.81 x 2.66)
Weight – kg (lbs.) – without bracket kit	3.0 (6.6)
Mounting Hardware	Tilt mount kit 1.5 to 4.5-inch diameter
Connector Type	2x Type N female

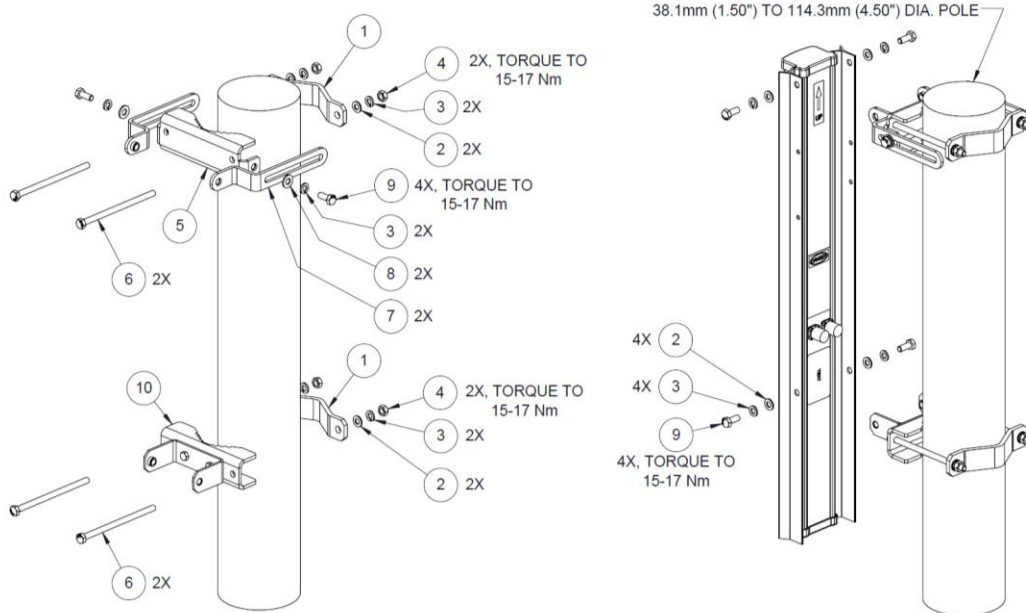
ENVIRONMENTAL SPECIFICATIONS

Operating Temperature – °C (°F)	-40 to +70°C (-40 to +158°F)
Wind Operational – km/hr (mph)	160 (100)
Wind Survival – km/hr (mph)	218 (136)
Vibration – Environmental	ETSI 300.019-2-4 T4.1E
Ingress Protection Rating	IP54
Material Substance Compliance	RoHS
Lightning Protection	DC Grounded

MECHANICAL DRAWING



MOUNTING




Antenna Mounting Parts

ITEM #	PART NUMBER	DESCRIPTION	QTY
1	196292-001	Reversible clamp, sheet metal	2
2	016490	Washer, flat, [M8], SS, PA	8
3	016491	Washer, Slock, [M8], SS, PA	10
4	016553	Nut, hex, [M8x1.25], SS, PA	4
5	197581-001	Upper mast clamp	1

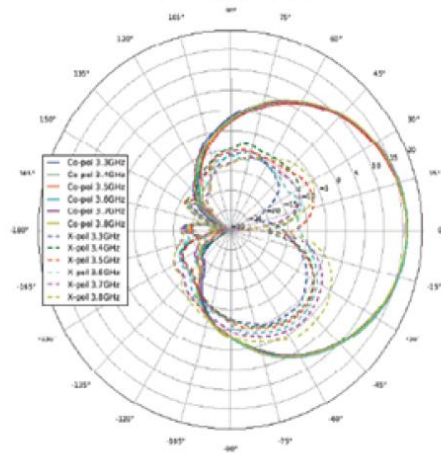
ITEM #	PART NUMBER	DESCRIPTION	QTY
6	016948	Screw, HHC, [M8x1.25 x 140 mm], SS, PA	4
7	197580	Bent slotted bracket	2
8	017562	Washer, flat, narrow, [M8], SS, PA	2
9	017564	Screw, HHC, [M8x1.25 x 20 mm], SS, PA	6
10	457572-001	Bracket assy, lower pivot	1

RADIATION PATTERNS


Azimuth Pattern -45° Pol, Port A



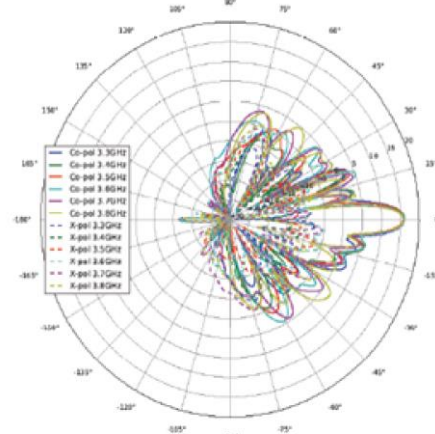
Azimuth Pattern +45° Pol, Port A



Elevation Pattern -45° Pol, Port A



Elevation Pattern +45° Pol, Port A



Laird Connectivity warrants to the original end user customer of its products that its products are free from defects in material and workmanship. Subject to conditions and limitations Laird Connectivity will, at its option, either repair or replace any part of its products that prove defective because of improper workmanship or materials. This limited warranty is in force for the useful lifetime of the original end product into which the Laird Connectivity product is installed. Useful lifetime of the original end product may vary but is not to exceed five (5) years from the original date of the end product purchase.

Any information furnished by Laird Connectivity and its agents is believed to be accurate and reliable. All specifications are subject to change without notice. Responsibility for the use and application of Laird Connectivity materials rests with the end user, since Laird Connectivity and its agents cannot be aware of all potential uses. Laird Connectivity makes no warranties as to the fitness, merchantability or suitability of any Laird Connectivity materials or products for any specific or general uses. Laird Connectivity shall not be liable for incidental or consequential damages of any kind. All Laird Connectivity products are sold pursuant to the Laird Connectivity Terms and Conditions of sale in effect from time to time, a copy of which will be furnished upon request.

© Copyright 2020 Laird Connectivity All Rights Reserved. Laird Connectivity, the Laird Connectivity logo, and other marks are trademarks or registered trademarks of Laird Connectivity or an affiliate company thereof. Other product or service names may be the property of third parties. Nothing herein provides a license under any Laird Connectivity or any third party intellectual property rights.

sales@lairdconnect.com
support@lairdconnect.com
www.lairdconnect.com



Mouser Electronics

Authorized Distributor

Click to View Pricing, Inventory, Delivery & Lifecycle Information:

[Laird Connectivity:](#)

[SJS330065-17-001](#)