

902 TO 928 MHz RFID PANEL ANTENNA

The Laird PEL90201 antenna is a circularly polarized panel antenna that provides reception and transmission of signals in the 902 – 928 MHz (US frequency band). Laird's industry renowned design methodology achieves maximum efficiency and performance across the entire frequency band. Both VSWR and axial ratios are both excellent and allow the user to achieve the maximum performance for an antenna of this type. This embedded antenna comes with a wide range of connector and cable options.

FEATURES

- Extremely low VSWR and axial ratio
- US band and Europe band available
- Wide range of connector and cable options

MARKETS

- Warehouse
- Distribution center
- Airports and hospitals
- Transit terminals
- Conveyer belt

SPECIFICATIONS

PARAMETER	PERFORMANCE	PERFORMANCE	PERFORMANCE
Vendor Part Number	PEL90201-10UFL	PEL90201-10RMXP	PEL90201-10RAMP
Connector Type	U.FL	MCX	MMCX
Cable Type	1.37 mm	RG316	RG316
Antenna Type	Directional	Directional	Directional
Cable Length (cm)	10	10	10
Operating Frequency Range	902 - 928 MHz	902 - 928 MHz	902 - 928 MHz
VSWR Max	1.4:1	1.4:1	1.4:1
Maximum Gain (dBiC)	2.0	2.0	2.0
Theta 90 TYP 3 dB beam width (deg)	120°	120°	120°
Phi 90 TYP 3 dB Beam width (deg)	120°	120°	120°
Front to Back	4.0	4.0	4.0
Polarization	LHCP	LHCP	LHCP
Axial Ratio	(TYP) 2	(TYP) 2	(TYP) 2
Dimensions	74mm x 74mm x 9.48mm		
Mounting Style	Embedded	Embedded	Embedded

Americas: +1.847 839.6907
IAS-AmericasEastSales@lairdtech.com

Europe: +44.1628.858941
IAS-EUSales@lairdtech.com

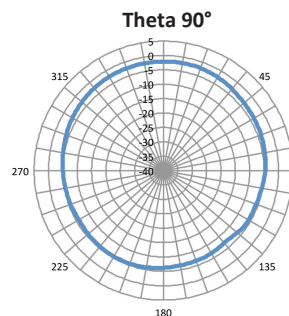
Asia: +86.21.5855.0827.127
IAS-AsiaSales@lairdtech.com

www.lairdtech.com

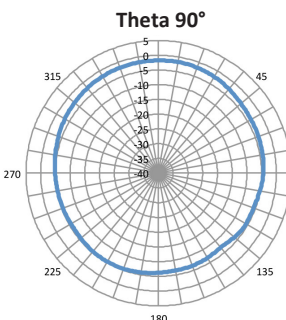
Circularly Polarized RFID Embedded Antenna PEL90201

PATTERNS

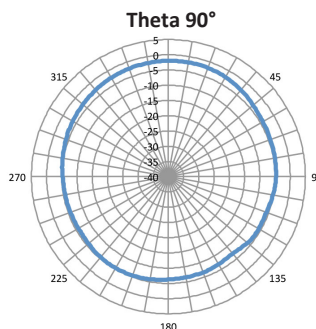
902 MHz



915 MHz



928 MHz



ORDERING GUIDE

PART NO.	SPECIFICATIONS
PEL90201-10UFL	902-928 MHz panel, LHCP, 2 dBic, EMBD, 10 cm, U.FL
PEL90201-10RMXP	902-928 MHz panel, LHCP, 2 dBic, EMBD, 10 cm, MCX
PEL90201-10RAMP	902-928 MHz panel, LHCP, 2 dBic, EMBD, 10 cm, MMCX

ANT-DS-PEL90201 0115

Any information furnished by Laird Inc. and its agents is believed to be accurate and reliable. All specifications are subject to change without notice. Responsibility for the use and application of Laird materials rests with the end user, since Laird and its agents cannot be aware of all potential uses. Laird makes no warranties as to the fitness, merchantability or suitability of any Laird materials or products for any specific or general uses. Laird shall not be liable for incidental or consequential damages of any kind. All Laird products are sold pursuant to the Laird Terms and Conditions of sale in effect from time to time, a copy of which will be furnished upon request. © Copyright 2015 Laird Inc. All Rights Reserved. Laird, Laird Technologies, the Laird Logo, and other marks are trade marks or registered trade marks of Laird Inc. or an affiliate company thereof. Other product or service names may be the property of third parties. Nothing herein provides a license under any Laird or any third party intellectual property rights.

Mouser Electronics

Authorized Distributor

Click to View Pricing, Inventory, Delivery & Lifecycle Information:

[Laird Connectivity:](#)

[PEL90201-10RMP](#) [PEL90201-10UFL](#)