

# Low Profile / Low PIM Ceiling Mount Antenna



Patent Pending CLS69273P

## STANDARD CEILING MOUNT



Twist & Lock Ceiling Mount:HKIT-CMx-003

## OPTIONAL CEILING MOUNTS



Above Ceiling Mount:HKIT-CMx-001



Hard Ceiling Mount: HKIT-CMx-002



Above Ceiling Mount - Foam Standoff w/Adhesive:  
HKIT-CMx-004

Americas: +1.847.839.6925  
IAS-AmericasEastSales@lairdtech.com

Europe: +44.1628.858941  
IAS-EUSales@lairdtech.com

Asia: +86.21.5855.0827.127  
IAS-AsiaSales@lairdtech.com

[www.lairdtech.com](http://www.lairdtech.com)

## MULTI-BAND LOW PIM CEILING MOUNTED OMNIDIRECTIONAL ANTENNA

The CLS69273P is a Low PIM indoor wideband omnidirectional low profile ceiling mount antenna. It is designed to provide pattern coverage that is optimized for indoor coverage requirements at 698-960 MHz, and 1695-2700 MHz for the GSM, DCS, UMTS, AWS-3 and LTE/WiMAX frequency bands. The antenna features a pattern that has been specifically shaped to provide optimal performance from a ceiling mount location. The pattern is also very uniform and symmetrical, providing system integrators with the ability to precisely determine cell size.

## FEATURES

- Low profile aesthetically neutral housing
- Mounts directly and easily to ceiling tile
- Performance optimized using Laird proprietary RF optimization tools
- Excellent flame rating
- Supports AWS-3 Frequency Band

## MARKETS / APPLICATIONS

- Small Cells
- Meeting rooms
- Offices
- Hotels
- Museums
- iDAS
- Libraries
- Retail malls
- Bus terminals & train stations
- Other in-building areas

PARAMETERS				SPECIFICATIONS				
Frequency Bands, MHz	698-806	824-894	880-960	1695-1880	1850-1990	1910-2170	2300-2500	2500-2700
Peak Gain, dBi (Typ)	2.7	2.6	3.5	5.4	6.4	6.5	6.2	6.8
Peak Gain, dBi (Max)	3.0	3.0	4.1	5.6	7.0	7.0	6.7	7.3
VSWR, Typ	<1.8:1	<1.6:1	<1.7:1	<1.9:1	<1.9:1	<1.7:1	<1.5:1	<1.3:1
VSWR, Max	<2.0:1	<2.0:1	<2.0:1	<2.0:1	<2.0:1	<2.0:1	<2.0:1	<2.0:1
PIM, 3rd Order, 2 x 20 Watt (Typ)	< -156 dBc			< -156 dBc				
PIM, 3rd Order, 2 x 20W (Max)	< -150 dBc			< -150 dBc				
Nominal Impedance			50Ω					
Polarization			Vertical					
Max Power (Ambient 25°C)			50 Watts					
Azimuth Beamwidth			Omnidirectional					
Antenna Dimension (Dia x Ht)		250 x 47.5 mm (9.84" x 1.87")						
Weight		Approx. 0.45 kg (0.99 lbs)						
Operating Temperature			-30 <sup>0</sup> C to +70 <sup>0</sup> C					
Storage Temperature			-40 <sup>0</sup> C to +85 <sup>0</sup> C					
Radome			PC / ABS, White					
Mounting		Ceiling mount (drywall or tile flush mount)						
Flammability Rating (Radome)			UL94 V-0 Rating					
Material Substance Compliance			RoHS					

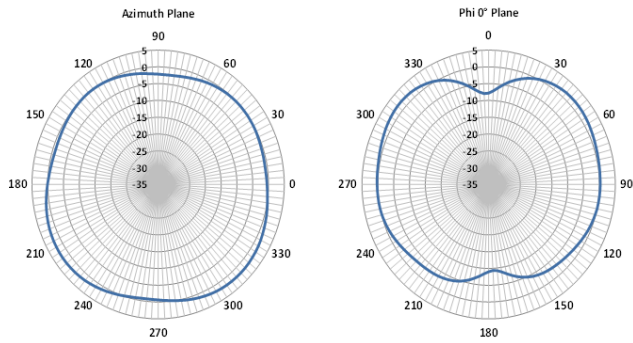
PART NUMBER	CABLE LENGTH	CONNECTOR
CLS69273P-30NF	30 cm (12")	Type N- female
CLS69273P-30D41F	30 cm (12")	4.1-9.5 female
CLS69273P-30D43F	30 cm (12")	4.3-10 female
CLS69273P-B30NF	30 cm (12")	Type N- female
CLS69273P-B30D41F	30 cm (12")	4.1-9.5 female
CLS69273P-B30D43F	30 cm (12")	4.3-10 female

Laird warrants to the original end user customer of its products that its products are free from defects in material and workmanship. Subject to conditions and limitations Laird will, at its option, either repair or replace any part of its products that prove defective by reason of improper workmanship or materials. This limited warranty is in force for the useful lifetime of the original end product into which the Laird product is installed. Useful lifetime of the original end product may vary but is not to exceed five (5) years from the original date of the end product purchase.

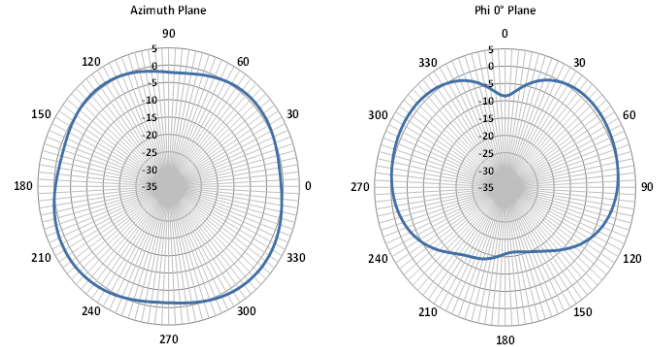


**PATTERNS**

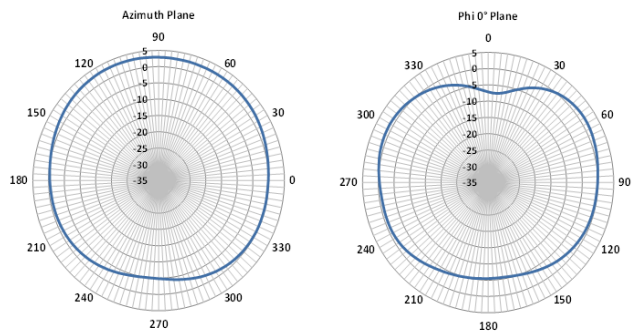
**698 MHz**



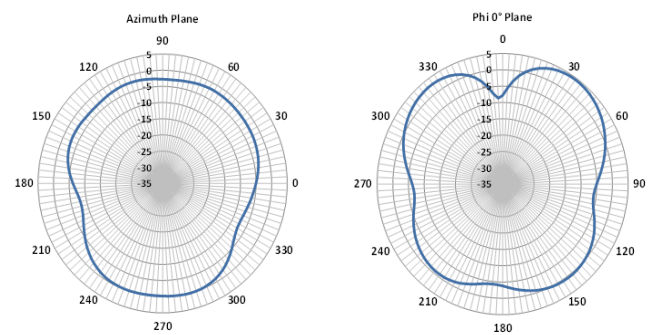
**824 MHz**



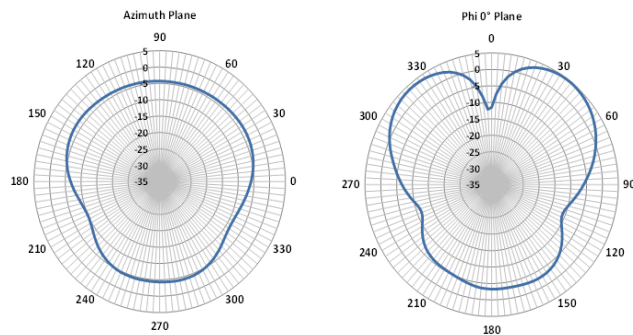
**960 MHz**



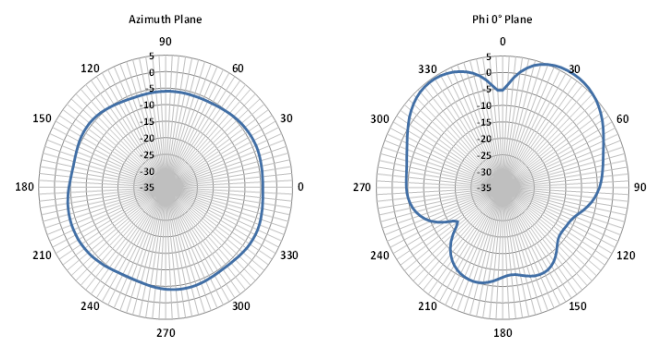
**1710 MHz**



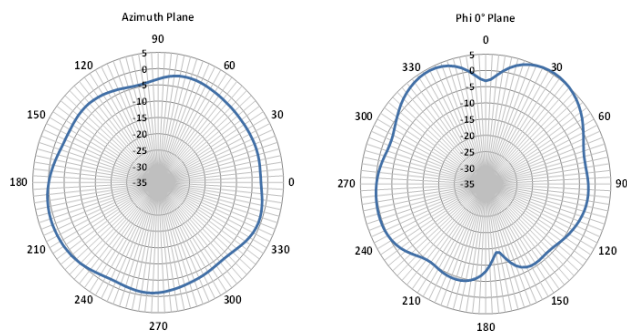
**1880 MHz**



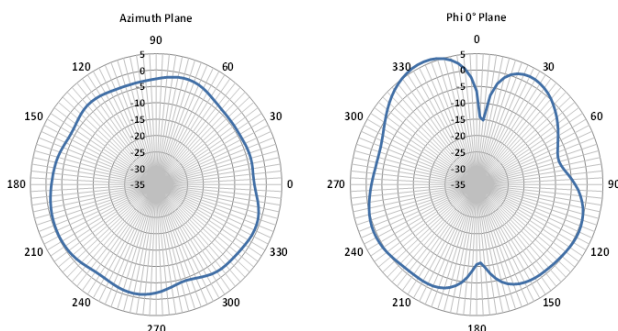
**2110 MHz**



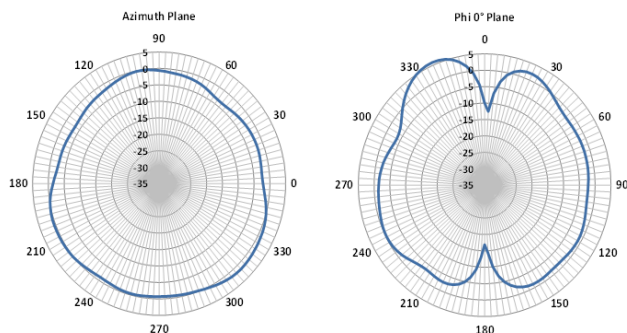
**2305 MHz**



**2507 MHz**



**2700 MHz**



# Mouser Electronics

Authorized Distributor

Click to View Pricing, Inventory, Delivery & Lifecycle Information:

[Laird Connectivity:](#)

[CLS69273P-B30D41F](#) [CLS69273P-B30D43F](#) [CLS69273P-B30NF](#) [CLS69273P-30NF](#)