



ST* Connectors and Accessories



The 3M™ ST* Connector product line provides high repeatability and low light loss for premises, LAN and telco applications. The improved connector design is compatible with the AT&T ST* connector product line as well as Systemax* components and other ST* connector products.

The 3M products are supplied with a high quality PC finish on zirconia ceramic ferrules.



2

Hot Melt ST* Connector, Bayonet Multimode/Single-mode

The 3M™ Hot Melt ST* Fiber Optic Connector is a keyed bayonet-style multimode/single-mode connector, which incorporates 3M's hot melt adhesive and pre-radiused PC zirconia ceramic ferrule technologies. The result is a quick mount fiber optic connector that delivers low light loss, solid intermateability and mechanical stability, while costing less to install.

ST* Hot Melt Bayonet Connector for Multimode/Single-mode

Features	Benefits
Pre-loaded Hot Melt adhesive	No epoxy to mix; no syringe needed; shorter set-up time; fewer consumables; no shelf life; no mess; no waste
Fast cure time	Short heat and cool cycle; saves time
Unlimited adhesive shelf life	Eliminates outdated epoxy inventory and stock rotation requirements
No crimping required	Fewer tools; saves time
Pre-radiused PC ferrule	Assured contact of fibers; consistent performance
Zirconia ceramic ferrule	Durability; stability through temperature change; quality performance
Re-usable Connector	Ability to reterminate with same connector; saves time and money



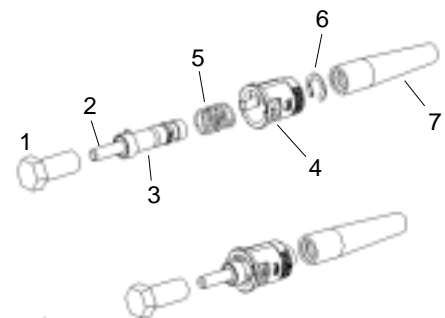
3

Crimplok™ ST* Connector, Bayonet Multimode/Single-mode

The 3M™ Crimplok™ ST* Connector multimode/single-mode connector combines the speed of non-adhesive connectors with the performance characteristics of epoxy and hot melt connectors. Crimplok connectors are the ideal solution for emergency restoration work or for quickly making fiber connections at the desk. Their time-saving features are also valuable in larger network applications where average installation time is less than 2 minutes per connector. Crimplok connectors are faster to install than epoxy connectors since there is no set-up or curing time. And Crimplok connectors do not require special heating tools or ovens, so time spent searching for electrical outlets is eliminated. The Crimplok connector is ideal for fiber-to-the-desk and other applications where a few connectors are installed at a time.

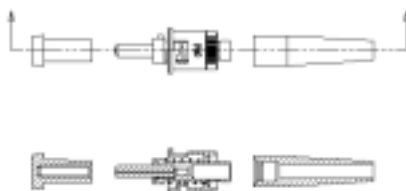
Crimplok ST* Connectors

Features	Benefits
Non-adhesive design	Clean and simple terminations
No set-up required	Saves time and money
No electricity required	Installation anywhere
Meets TIA-568 specifications	Rugged, reliable performance



ST* Connector

1. Dust cap
2. Ferrule
3. Backbone
4. BAYONET
5. Spring
6. C-Ring
7. Boot





ST* Connector, Epoxy Bayonet Multimode/Single-mode

The Epoxy ST* Connector is bayonet style for quick interconnect and high repeatability.

ST* Epoxy Bayonet Connector for Multimode/Single-mode

Features	Benefits
Bayonet design	Quick interconnect
Keyed connector	Assures high repeatability
Pre-radiused PC ferrule	Assures contact of fibers; low reflection, consistent performance
Zirconia ceramic ferrule	Durability; stability through temperature change; quality performance

4

Specifications for ST* Bayonet Connectors

	Hot Melt Bayonet		Crimplok		Epoxy Bayonet		
	Multimode	Single-mode	Multimode	Single-mode	Multimode	Single-mode	
Product number	6100	8100YS	6901	8901	6105	8106	8107
Connector type	Hot Melt	Hot Melt	Crimplok	Crimplok	Epoxy	Epoxy	
Fiber size μm	125	126	125	126	125	126	127
Attenuation (dB) @ 1300 nm field mount	<0.2 typical (62.5/125 μm fiber)	0.2 typical (62.5/125 μm fiber)	<0.2 typical	<0.2 typical (62.5/125 μm fiber)	<0.2 typical (62.5/125 μm fiber)	0.3 typical (62.5/125 μm fiber)	
Reflection (dB) field mount	\leq -25 typical	-30 typical	\leq -25 typical	-40 typical	\leq -25 typical	\leq -45 typical	
Connector durability (dB) 500 matings	<0.2 change	<0.2 change	<0.3 change	<0.3 change	<0.2 change/ 1000 matings	<0.2 change	
Operating temperature	-40° to 60°C (-40° to 140°F)	-40° to 60°C (-40° to 140°F)	-10° to 60°C (-14° to 140°F)	-10° to 60°C (-14° to 140°F)	-40° to 80°C (-40° to 176°F)	-40° to 80°C (-40° to 176°F)	
Storage temperature	-40° to 85°C (-40° to 185°F)	-40° to 85°C (-40° to 185°F)	-40° to 85°C (-40° to 185°F)	-40° to 85°C (-40° to 185°F)	-40° to 85°C (-40° to 185°F)	-40° to 85°C (-40° to 185°F)	
Material Connector ferrule Connector housing Boot	Zirconia ceramic Nickle plated zinc Thermoplastic elastomer	Zirconia ceramic Nickle plated zinc Thermoplastic elastomer	Zirconia ceramic Thermoplastic polymer Thermoplastic elastomer	Zirconia ceramic Thermoplastic polymer Thermoplastic elastomer	Zirconia ceramic Nickle plated zinc Thermoplastic elastomer	Zirconia ceramic Nickle plated zinc Thermoplastic elastomer	
Flame retardancy	UL-94 V-0	UL-94 V-0	UL-94 V-0	UL-94 V-0	UL-94 V-0	UL-94 V-0	
Identification	Blue dot on end of ferrule, white boot	Blue dot on end of ferrule, yellow boot	Black body beige shell grey boot	Black body beige shell blue boot	Black backbone	Silver backbone	
Field Termination Kit 120V 230V	6355 HM 6351 HM	6355 HM 6351 HM	6955 (no power needed)	6955	8365 8361	8365 8361	

Connector Accessories

Couplings

3M Couplings are compatible with Hot Melt, Bayonet, and Crimplok™ connectors and cable assemblies from 3M, as well as other major ST* connector vendors. These single-mode and multimode couplings are available in threaded or simplex housings, and a duplex coupling with 0.5" industry standard spacing. The duplex threaded coupling is mounted on the panel with a single nut and provides high density capability.



5


Specifications for ST* Couplings

	Multimode		Single-mode	
Product Number	6112	6113	8113	8119
Description	Threaded Coupling	Duplex Threaded Coupling	Duplex Threaded Coupling	Threaded Coupling
Operating temperature	-40° to 85°C (-40° to 185°F)		-40° to 85°C (-40° to 185°F)	
Material Housing Sleeve	Nickel plated zinc Beryllium copper		Nickel plated zinc Zirconia ceramic	

One-Step Polishing Machine

The 6850 One-Step Polishing Machine features a dry, single-paper technology for polishing the ferrule of a single Hot Melt Connector. It is a 12-volt DC unit that provides hands-free operation and delivers consistent performance. Because no wet paper is used, no water is necessary and no clean up is required.

3M also offers connector termination kits utilizing the one-step polishing procedure for a variety of Hot Melt Connectors. The 6355 and 6351 Termination Kits contain all materials necessary to terminate Hot Melt Bayonet Connectors (compatible with the ST* Connector). The 3M polishing machine includes the polishing unit, 110-volt AC to 12-volt DC converter, and 100 sheets of polishing film. There are also adapters to polish FC and SC connectors.



6

Specifications for One-Step Polishing Machine

Size H x W x D cm (in.)	Weight kg (lbs.)
13.2 x 19.1 x 12.7 (5.2 x 7.5 x 5.0)	Net: 2.2 (4.9) Shipping: 3.2 (7.0)

Ordering Information

Product Name	Shipping Unit
Multimode Connectors	
6100-W Hot Melt Bayonet ST* Connector MM, 125 um, white boot	60/cs.
6100-R Hot Melt Bayonet ST* Connector MM, red boot	60/cs.
6100-B Hot Melt Bayonet ST* Connector MM, black boot	60/cs.
6105-B Bayonet ST* Connector MM, 125 um Epoxy, black boot	60/cs.
6901 Crimplok™ MM ST* Connector	60/cs.
6100-W5-12 Hot Melt Bayonet ST* Connector MM Bulk, 125 um, white boot	60/cs.
6100-R5-12 Hot Melt Bayonet ST* Connector MM Bulk, 125 um, red boot	60/cs.
6100-B5-12 Hot Melt Bayonet ST* Connector MM Bulk, 125 um, black boot	60/cs.
6100-W1K Hot Melt Bayonet ST* Connector MM, 125 um, white boot, 1,000 Bulk	60/cs.
6100-R1K Hot Melt Bayonet ST* Connector MM, 125 um, red boot, 1,000 Bulk	60/cs.
6100-B1K Hot Melt Bayonet ST* Connector MM, 125 um, black boot, 1,000 Bulk	60/cs.
6105-R Bayonet ST* Connector MM, 125 um Epoxy, red boot	60/cs.
6105-B1K Bayonet ST* Connector MM, 125 um Epoxy, black boot, 1,000 Bulk	60/cs.
6105-R1K Bayonet ST* Connector MM, 125 um Epoxy, red boot, 1,000 Bulk	60/cs.
6105-B10K Bayonet ST* Connector MM, 125 um Epoxy, black boot, 10,000 Bulk	60/cs.
6105-R10K Bayonet ST* Connector MM, 125 um Epoxy, red boot, 10,000 Bulk	60/cs.
Multimode Couplings	
6112 ST* Coupling MM, Threaded	60/cs.
6113 ST* Coupling MM Duplex, Threaded	60/cs.
6112-1K ST* Coupling MM Threaded 1,000 Bulk	60/cs.
Single-mode Connectors	
8100YS Hot Melt Bayonet ST* Connector SM	60/cs.
8106 ST* Bayonet Connector SM 126 um, epoxy	60/cs.
8107 ST* Bayonet Connector SM 127 um, epoxy	60/cs.
8901 Crimplok™ SM ST* Connector	60/cs.
8106-Y1K ST* Bayonet Connector SM 126 um, Epoxy 1,000 Bulk	60/cs.
Single-mode Couplings	
8113 Coupling SM Duplex, Threaded	1 each
8119 Coupling SM, Threaded	1 each
Accessories	
6192-A One Step Hot Melt Polishing Film (50 sheets/pkg.)	1 pkg.
6192-B Polishing Film for 6850 One Step Polishing Machine	1 pkg. (50 sheets/pkg.)
08-00882 Metal polishing jig available separate from kits	1 each
6192-AA Single-mode Hot Melt Polishing Film (.05um) (50 sheets/pkg.)	1 pkg.
SM Lapping film for Crimplok, 80-6110-1312-1 (50 sheets/pkg.)	1 pkg.
One Step Crimplok Polishing Film, 80-6108-4532-5 (50 sheets/pkg.)	1 pkg.
ST-B ST* Boot Bulk Pack, Black	500/cs
ST-R ST* Boot Bulk Pack, Red	500/cs
ST-U ST* Boot Bulk Pack, Blue	500/cs
Polishing Machines/Portable Heaters	
6850-A Polishing Machine with 110V converter, one step	1/cs.
Terminating Kits	
6355 HM Hot Melt Termination Kit 120V for all Hot Melt Connectors	1 kit
6351 HM Hot Melt Termination Kit 230V for all Hot Melt Connectors	1 kit
6955 Universal Crimplok Termination Kit for all Crimplok Connectors	1 kit
8361 ST*/FC/SC Universal Kit 230V (epoxy) for ST* Bayonet, SC and FC style connectors	1 kit
8365 ST*/FC/SC Universal Kit 120V (epoxy) for ST* Bayonet, SC and FC style connectors	1 kit

* ST is a registered trademark of AT&T.
* Systimax is a registered trademark of AT&T.
* Estane is a registered trademark of Goodyear.

Important Notice

Before using this product, you must evaluate it and determine if it is suitable for your intended application. You assume all risks and liability associated with such use.

Warranty; Limited Remedy; Limited Liability.

This product will be free from defects in material and manufacture for a period of one year from the date of purchase. **3M MAKES NO OTHER WARRANTIES**

INCLUDING, BUT NOT LIMITED TO, ANY IMPLIED WARRANTY OF MERCHANTABILITY OR FITNESS FOR A PARTICULAR PURPOSE. If this product is defective within the warranty period stated above, your exclusive remedy shall be, at 3M's option, to replace or repair the 3M product or refund the purchase price of the 3M product. **Except where prohibited by law, 3M will not be liable for any loss or damage arising from this 3M product, whether direct, indirect, special, incidental or consequential regardless of the legal theory asserted.**



Telecom Systems Division

6801 River Place Blvd.
Austin, TX 78726-9000
800/426 8688
FAX 800/626 0329
www.3M.com/telecom



Recycled Paper
50% pre-consumer
10% post-consumer

Mouser Electronics

Authorized Distributor

Click to View Pricing, Inventory, Delivery & Lifecycle Information:

[Corning:](#)

[6112](#)