

3M Science.
Applied to Life.™



Communication Markets Division

3M Fiber Connectors





3M Communications.

Bringing the world's networks together.

Headquartered in Austin, Texas, 3M's Communication Markets Division creates technology that makes the world a smaller place. From fiber to passive optical LAN to wireless solutions, we're helping increase the speed of connections, while making sure networks stay up and running around the clock and around the globe.

The world's growing digital economy moves at the speed of information. 3M™ Fiber Interconnect Solutions help our customers take the lead with scalable options to help optimize speed, size and interconnectivity for growing networks. Rely on 3M expertise to help optimize existing network infrastructure and lay the foundation for future evolutions.

For more information about 3M Communications visit 3M.com/Telecom.

3M™ Fiber Interconnect Solutions

We’re helping deliver the fastest fiber connections to homes, universities, hospitals, businesses and more. From ferruled fiber connectors and adapters, to mechanical splices, cable assemblies and accessories, our products are designed to meet increasing demand for speed and reliability.

Table of Contents

3M™ Field Installable Connectors

3M Crimplok™+ Connectors.....	5
3M No Polish Connectors (NPC)	8
3M Easy Cleaver	14
3M Hot Melt Connectors	17
3M Crimplok™ Connectors	19
3M Epoxy Connectors	20

3M™ Termination Kits

3M Crimplok+ Connector Kits.....	21
3M No Polish Connector Kits	22
3M Hot Melt Termination Kits	23
3M Crimplok Termination Kit	25
3M Epoxy Termination Tools.....	26

3M™ Fibrlok™ Optical Splice System

3M Fibrlok Splices	27
3M Fibrlok Splice Kits	29

3M™ Field Installable Connectors

Reliability and a craft-friendly installations make 3M field installable connectors popular among contractors and industry professionals. 3M connectors can help maximize time in the field with factory-prepped shortcuts and high performance tools. Choose from a full line of fiber connectors with ceramic ferrules.



Fiber Connector Selection Charts

3M Connector	LC		SC		ST		FC	
	250/900 μm	Jacketed	250/900 μm	Jacketed	250/900 μm	Jacketed	250/900 μm	Jacketed
Crimplok™+			●	●				
No Polish	●	●	●	●	●			
Hot Melt	●	●	●	●	●	●	●	●
Crimplok			●	●	●	●		
Epoxy			●	●	●	●	●	●

3M™ Crimplok™+ Connectors

3M™ Crimplok™+ Connectors provide fast, easy field termination of 250 µm and 900 µm singlemode and multimode fiber and 1.6 to 3.0 mm jacketed cable without a splice, gel or adhesive. The connectors are SC compatible with a metallic element that mechanically locks the fiber in place. To terminate, the fiber is cleaved, inserted through the connector and locked in place using the 3M™ Crimplok™+ Activation Tool and the fiber tip polished with the 3M™ Crimplok™+ Nano Finishing Tool. This hand tool utilizes a polishing film and an orbital mechanism that polishes with a single turn of the handle. Once completed, the connector is cleaned and ready for use. The Crimplok+ Connectors and Tools are RoHS compliant.*

Crimplok+ connectors have a thermally balanced design that is tested for premises and FTTP applications for indoor and outdoor conditions.

Features and Benefits

3M™ Crimplok™+ Connectors	
No splice, gel or adhesive	No splice interface/potential optical loss point
Simple assembly tools	Fast, easy installation without electrical power
Angle nano finishing tool for SC/APC connectors	Helps eliminate high CapEx of angle cleaver
Polishing film with every connector	Always have new polishing film
Field termination	Always the right cable length with virtually no cable slack to store



3M™ Crimplok™+ 250µm/900µm Connector Family



3M™ Crimplok™+ Singlemode Jacketed Connectors



3M™ Crimplok™+ Activation Tool, a Singlemode SC APC 250/900um connector and a lapping film

3M™ Crimplok™ + Connector 250µm/900µm SC Series Specifications

Product Number	Multimode			Singlemode	
	6700-AT/62.5	6700-AT/50	6700 AT/-50LOMFF	8700-AT/UPC	8700-AT/APC
Connector identification	Beige/White	Black/White	Aqua/White	Blue/White	Green/White
Insertion loss (dB) Typical	0.2	0.2	0.2	0.2	0.25
Reflectance (dB) Typical at room temp	<-25	<-30	<-30	<-40	<-65
Reflectance (dB) Over operating temperature range	<-25	<-30	<-30	<-35	<-60
Operating temperature range	-10°C to 60°C	-10°C to 60°C	-10°C to 60°C	-40°C to 75°C	-40°C to 75°C
Storage temperature	-10°C to 60°C	-10°C to 60°C	-10°C to 60°C	-40°C to 85°C	-40°C to 85°C
Material Connector ferrule Connector housing and body Boot	Zirconia ceramic Engineered resin Thermoplastic elastomer	Zirconia ceramic Engineered resin Thermoplastic elastomer	Zirconia ceramic Engineered resin Thermoplastic elastomer	Zirconia ceramic Engineered resin Thermoplastic elastomer	Zirconia ceramic Engineered resin Thermoplastic elastomer
Installation tool	8765-AT/UPC	8765-AT/UPC	8765-AT/UPC	8765-AT/UPC	8765-AT/APC
Nano finishing tool	8765-NF/UPC	8765-NF/UPC	8765-NF/UPC	8765-NF/UPC	8765-NF/APC
Field termination kit	8765T-UPC	8765T-UPC	8765T-UPC	8765T-UPC	8765T-APC

3M™ Crimplok™ + Jacketed Connector Specifications

Product Number	Singlemode	
	8702/UPC/1.6-3	8702/APC/1.6-3
Connector identification	Blue/White	Green/White
Insertion loss (dB) Typical	0.2	0.3
Reflectance (dB) Typical at room temp	<-40	<-65
Reflectance (dB) Over operating temperature range	<-35	<-60
Operating temperature range	-10°C to 60°C	-10°C to 60°C
Storage temperature	-10°C to 60°C	-10°C to 60°C
Material Connector ferrule Connector housing and body Boot	Zirconia ceramic Engineered resin Thermoplastic elastomer	Zirconia ceramic Engineered resin Thermoplastic elastomer
Installation tool	8765-PS/UPC/JT	8765-PS/APC/JT
Nano finishing tool	8765-NF/UPC	8765-NF/APC
Field termination kit	8765T-UPC/250-900-JKT	8765T-APC/250-900-JKT

3M™ Crimplok™ + Connector Ordering Information

Product Number	Description	Packaging	Min. Order	3M ID
8700-AT/UPC	Crimplok+ Connector SC/UPC SM 250/900 µm with Activation Tool	60/package	60 each	80-6116-2208-7
8700-AT/APC	Crimplok+ Connector SC/APC SM 250/900 µm with Activation Tool	60/package	60 each	80-6116-2200-4
6700-AT/62.5	Crimplok+ Connector SC MM 62.5 µm (OM1) 250/900 µm with Activation Tool	60/package	60 each	80-6116-2211-1
6700-AT/50	Crimplok+ Connector SC MM 50 µm (OM2) 250/900 µm with Activation Tool	60/package	60 each	80-6116-2209-5
6700-AT/50LOMMF	Crimplok+ Connector SC MM 50 µm LOMMF (OM3/4) 250/900 µm with Activation Tool	60/package	60 each	80-6116-2210-3

3M™ Crimplok™ + Jacketed Connector Ordering Information

Product Number	Description	Packaging	Min. Order	3M ID
8702/UPC/1.6-3	3M™ Crimplok™ + SC/UPC Jacketed Connector	60/package	60 each	80-6114-9633-4
8702/APC/1.6-3	3M™ Crimplok™ SC/APC Jacketed Connector	60/package	60 each	80-6114-9632-6
8765-PS/UPC/JT	Protrusion Setting Tool with fiber holder for jacketed SC/UPC connector	1/package	1 each	80-6114-9642-5
8765-PS/APC/JT	Protrusion Setting Tool with fiber holder for jacketed SC/APC connector	1/package	1 each	80-6114-9643-3
8765-UPC/ADD	Protrusion Setting Tool SC/UPC with fiber holder and two jacket slitting tools	1/package	1 each	80-6115-9646-6
8765-APC/ADD	Protrusion Setting Tool SC/APC with fiber folder and two jacket slitting tools	1/package	1 each	80-6114-9647-5

3M™ No Polish Connectors (NPC)

3M No Polish Connectors help enable fast, on-site installation of 250 µm and 900 µm singlemode and multimode fiber and 1.6 to 3.0 mm jacketed cable. With a factory-polished ferrule assembly and a mechanical splice, the connector can be quickly installed — without electrical power — using a simple field tool that is included in every box of 60 connectors (when required). For excellent mechanical performance, the 3M NPC has internal gripping elements for the strain relief of the fiber.

The 250/900 µm SC and LC 3M NPCs utilize a one-piece, pre-assembled design that eliminates field polishing and loose parts. The SC and LC 3M NPCs for jacketed cable can be installed without an assembly tool. A twist-on boot clamps onto the cable jacket and aramid fiber to provide excellent strain relief.


The SC/APC and LC/APC compatible 3M NPC are available with a standard, flat splice configuration or with a keyed, angle splice for excellent back reflection. To maximize installation yield, the splice in the connector can be opened and re-terminated with a cap lifter. The assembly tool and cap lifter are included in every box of 60 connectors (when required).

Features and Benefits

3M™ No Polish Connectors	
Field termination	Right cable length with no cable slack to store
Simple assembly tool	Fast, easy installation
250/900 µm Connectors and Jacketed connectors available	Potentially improve supply chain and inventory management
Factory-polished fiber stub in ferrule	No on-site polish or adhesives required
Keyed, angle cleave splice for APC	Low reflectance, <-60 dB across temperature extremes

3M™ No Polish SC Connector Ordering Information


Product Number	Description	3M ID	Min. Order Connector	Packaging (connectors per box)	Assembly Tools incl.	Easy Cleaver incl.
8800-APC/FS/C	SM No Polish SC/APC Connector flat splice with Easy Cleaver	80-6114-9412-3	120	120	2 sets	1 unit
8800/C	SM No Polish SC/UPC Connector with Easy Cleaver	80-6114-9411-5	120	120	2 sets	1 unit
8802-T/1.6-3/C	SM No Polish SC/UPC Connector 1.6-3.0 mm Jacket with Easy Cleaver	80-6114-8225-0	120	120	not needed	1 unit
8802-T/APC/FS/1.6-3/C	SM No Polish SC/APC Connector 1.6-3.0 mm Jacket flat splice with Easy Cleaver	80-6114-8226-8	120	120	not needed	1 unit
6800-50/C_60	MM No Polish SC Connector 50 µm with Easy Cleaver	80-6114-9419-8	60	60	1 set	1 unit
6800-50LOMMF/C_60	MM No Polish SC Connector 50 µm laser optimized with Easy Cleaver	80-6114-9420-6	60	60	1 set	1 unit
6800-62.5/C_60	MM No Polish SC Connector 62.5 µm with Easy Cleaver	80-6114-9421-4	60	60	1 set	1 unit
6802-T/50/1.6-3/C_60	MM No Polish SC/UPC Connector 50 µm 1.6-3.0 mm Jacket with Easy Cleaver	80-6114-9422-2	60	60	not needed	1 unit
6802-T/50LOMMF/1.6-3/C_60	MM No Polish SC/UPC Connector 50 µm LOMMF 1.6-3.0 mm Jacket with Easy Cleaver	80-6114-9423-0	60	60	not needed	1 unit
6802-T/62.5/1.6-3/C_60	MM No Polish SC/UPC Connector 62.5 µm 1.6-3.0 mm Jacket with Easy Cleaver	80-6114-9424-8	60	60	not needed	1 unit



3M™ No Polish SC Connector Family

3M™ No Polish SC Connector Specifications

Connector Type	Multimode			Singlemode		
	SC	SC	SC	SC	SC/APC	SC/APC
Product Number	6800-50	6800-50LOMMF	6800-62.5	8800	8800-APC/FS	8800-APC/AS
Connector identification Backbone color Shell color Housing color	Black Black White	Black Aqua White	Black Beige White	Black Blue White	Black Green White	Black Green Green
Cable jacket size (mm)	1.6, 2.0, 3.0	1.6, 2.0, 3.0	1.6, 2.0, 3.0	1.6, 2.0, 3.0	1.6, 2.0, 3.0	1.6, 2.0, 3.0
Fiber type	50 µm MM (OM2)	50 µm LOMMF (OM3/4)	62.5 µm MM (OM1)	SM	SM	SM
Cleave	Flat	Flat	Flat	Flat	Flat	Angle
Assembly tool	8865-AT	8865-AT	8865-AT	8865-AT	8865-AT	8865-AT
Insertion loss (dB) Typical	0.2	0.2	0.2	0.3	0.3	0.3
Reflectance (dB) Typical at room temp	<-30	<-30	<-25	<-40	<-55	<-65
Reflectance (dB) Over operating temperature range	<-30	<-30	<-25	<-35	<-35	<-60
Operating temperature range	-10 to 60°C	-10°C to 60°C	-10°C to 60°C	-40°C to 75°C	-40°C to 75°C	-40°C to 75°C
Storage temperature	-40°C to 85°C	-40°C to 85°C	-40°C to 85°C	-40°C to 85°C	-40°C to 85°C	-40°C to 85°C
Material Connector ferrule Connector housing and body Boot	Zirconia ceramic Engineered resin Thermoplastic elastomer	Zirconia ceramic Engineered resin Thermoplastic elastomer	Zirconia ceramic Engineered resin Thermoplastic elastomer	Zirconia ceramic Engineered resin Thermoplastic elastomer	Zirconia ceramic Engineered resin Thermoplastic elastomer	Zirconia ceramic Engineered resin Thermoplastic elastomer
Field termination kit (no power needed)	8865-C or 8865-C/PR	8865-C or 8865-C/PR	8865-C or 8865-C/PR	8865-C or 8865-C/PR	8865-C or 8865-C/PR	2565



3M™ No Polish Jacketed SC/UPC Connector Family

3M™ No Polish Connector SC/UPC Jacket Specifications

Product Number	Multimode			Singlemode
	6802-T/50/1.6-3	6802-T/50/LOMMF/1.6-3	8802-T/62.5/1.6-3	8802-T/1.6-3
Connector identification Backbone color Shell color Housing color	Black Black White	Black Aqua White	Black Beige White	Black Blue White
Cable jacket size Housing color	1.6, 2.0, 3.0	1.6, 2.0, 3.0	1.6, 2.0, 3.0	1.6, 2.0, 3.0
Insertion Loss (dB) Typical	0.2	0.2	0.2	0.3
Reflectance (dB) Typical at room temp	<-30	<-30	<-25	<-40
Reflectance (dB) Over operating temperature range	<-30	<-30	<-25	<-35
Operating temperature range	-10°C to 60°C	-10°C to 60°C	-10°C to 60°C	-40°C to 75°C
Storage temperature	-40°C to 85°C	-40°C to 85°C	-40°C to 85°C	-40°C to 85°C
Material Connector ferrule Connector housing and body Boot	Zirconia ceramic Engineered resin Thermoplastic elastomer	Zirconia ceramic Engineered resin Thermoplastic elastomer	Zirconia ceramic Engineered resin Thermoplastic elastomer	Zirconia ceramic Engineered resin Thermoplastic elastomer
Field termination kit (optional)	8865-C or 8865-C/PR	8865-C or 8865-C/PR	8865-C or 8865-C/PR	8865-C or 8865-C/PR

3M™ No Polish Connector SC/UPC Jacket Ordering Information

Product Number	Description	Packaging	Min. Order	3M ID
6802-T/50/1.6-3	No Polish SC/UPC Connector MM 50 µm 1.6-3.0 mm Jacket	60/package	60 each	80-6113-9828-2
6802-T/50/LOMMF/1.6-3	No Polish SC/UPC Connector MM 50 µm LOMMF 1.6-3.0 mm Jacket	60/package	60 each	80-6113-9829-0
6802-T/62.5/1.6-3	No Polish SC/UPC Connector MM 62.5 µm 1.6-3.0 mm Jacket	60/package	60 each	80-6113-9830-8
8802-T/1.6-3	No Polish SC/UPC Connector SM 1.6-3.0 mm Jacket	60/package	60 each	80-6113-3507-8



3M™ No Polish SC/APC Connector Flat and Angle Splice
1.6-3 mm Jacket

3M™ No Polish Jacketed SC/APC Connector Specifications

Product Number	Singlemode	
	8802-T/APC/AS/1.6-3	8802-T/APC/FS/1.6-3
Connector identification Backbone color Shell color Housing color	Green Green White	Black Green White
Cable jacket size (mm)	1.6, 2.0, 3.0	1.6, 2.0, 3.0
Insertion Loss (dB) Typical	0.3	0.3
Reflectance (dB) Typical at room temp	<-65	<-55
Reflectance (dB) Over operating temperature range	<-60	<-35
Operating temperature range	-40°C to 75°C	-40°C to 75°C
Storage temperature	-40°C to 85°C	-40°C to 85°C
Connector identification	Green/Green	Green/Black
Field termination kit	2565 (required)	8865-C or 8865-C/PR (optional)

3M™ No Polish Jacketed SC/APC Connector Ordering Information

Product Number	Description	Packaging	Min. Order	3M ID
8802-T/APC/AS/1.6-3	No Polish SC/APC Connector Angle Splice 1.6-3 mm Jacket	60/package	60 each	80-6113-3505-2
8802-T/APC/FS/1.6-3	No Polish SC/APC Connector Flat Splice 1.6-3 mm Jacket	60/package	60 each	80-6113-3509-4

3M™ No Polish LC Connector Specifications

Connector Type	Multimode			Singlemode		
	LC	LC	LC	LC	LC/APC	LC/APC
Product Number	6830-50	6830-50LOMMF	6830-62.5	8830	8830-APC/FS	8830-APC/AS
Applications	Data	Data	Data	Data, IPTV	Data, IPTV	Data, IPTV, Analog TV
Connector identification Backbone color Shell color Housing color	Black Black White	Black Aqua White	Black Beige White	Black Blue White	Black Green White	Black Green Green
Fiber type	50 µm MM (OM2)	50 µm LOMMF (OM3/4)	62.5 µm MM (OM 1)	SM	SM	SM
Cleave	Flat	Flat	Flat	Flat	Flat	Angle
Assembly tool	8835-AT	8835-AT	8835-AT	8835-AT	8835-AT	8835-AT
Insertion loss (dB) Typical	0.2	0.2	0.2	0.3	0.3	0.3
Reflectance (dB) Typical at room temp	<-30	<-30	<-25	<-40	<-55	<-65
Reflectance (dB) Over operating temperature range	<-30	<-30	<-25	<-35	<-35	<-60
Operating temperature range	-10°C to 60°C	-10°C to 60°C	-10°C to 60°C	-40°C to 75°C	-40°C to 75°C	-40°C to 75°C
Storage temperature	-40°C to 85°C	-40°C to 85°C	-40°C to 85°C	-40°C to 85°C	-40°C to 85°C	-40°C to 85°C
Material Connector ferrule Connector housing and body Boot	Zirconia ceramic Engineered resin Thermoplastic elastomer	Zirconia ceramic Engineered resin Thermoplastic elastomer	Zirconia ceramic Engineered resin Thermoplastic elastomer	Zirconia ceramic Engineered resin Thermoplastic elastomer	Zirconia ceramic Engineered resin Thermoplastic elastomer	Zirconia ceramic Engineered resin Thermoplastic elastomer
Field termination kit (no power needed)	8865-C or 8865-C/PR	8865-C or 8865-C/PR	8865-C or 8865-C/PR	8865-C or 8865-C/PR	8865-C or 8865-C/PR	2565



3M™ No Polish LC Connector Family

3M™ No Polish LC Connector Ordering Information

Product Number	Description	3M ID	Min. Order Connector	Packaging (connectors per box)	Assembly Tools incl.	Easy Cleaver incl.
8830-APC/FS/C	SM No Polish LC/APC Connector flat splice with Easy Cleaver	80-6114-9416-4	120	120	2 sets	1 unit
8830/C	SM No Polish LC/UPC Connector with Easy Cleaver	80-6114-9415-6	120	120	2 sets	1 unit
8832-T/1.6-2/C	SM No Polish LC/UPC Connector 1.6-2.0 mm Jacket with Easy Cleaver	80-6114-9417-2	120	120	not needed	1 unit
6830-50/C_60	MM No Polish LC Connector 50 µm with Easy Cleaver	80-6114-9425-5	60	60	1 set	1 unit
6830-50LOMMF/C_60	MM No Polish LC Connector 50 µm laser optimized with Easy Cleaver	80-6114-9426-3	60	60	1 set	1 unit
6830-62.5/C_60	MM No Polish LC Connector 62.5 µm with Easy Cleaver	80-6114-9427-1	60	60	1 set	1 unit
6832-T/50/1.6-2/C_60	MM No Polish LC/UPC Connector 50 µm 1.6-2.0 mm Jacket with Easy Cleaver	80-6114-9428-9	60	60	not needed	1 unit
6832-T/50LOMMF/1.6-2/C_60	MM No Polish LC/UPC Connector 50 µm LOMMF 1.6-2.0 mm Jacket with Easy Cleaver	80-6114-9429-7	60	60	not needed	1 unit
6832-T/62.5/1.6-2/C_60	MM No Polish LC/UPC Connector 62.5 µm 1.6-2.0 mm Jacket with Easy Cleaver	80-6114-9430-5	60	60	not needed	1 unit

3M™ No Polish Connector LC/UPC Jacket Specifications

Product Number	Multimode			Singlemode
	6832-T/50/1.6-2	6832-T/50/LOMMF/1.6-2	6832-T/62.5/1.6-2	8832-T/1.6-2
Connector identification Backbone color Shell color Housing color	Black Black White	Black Aqua White	Black Black White	Black Blue White
Cable jacket size (mm)	1.6, 2.0	1.6, 2.0	1.6, 2.0	1.6, 2.0
Insertion loss (dB) Typical	0.2	0.2	0.2	0.3
Reflectance (dB) Typical at room temp	<-30	<-30	<-25	<-35
Reflectance (dB) Over operating temperature range	<-30	<-30	<-25	<-40
Operating temperature range	-10°C to 60°C	-10°C to 60°C	-10°C to 60°C	-10°C to 60°C
Storage temperature	-10°C to 60°C	-10°C to 60°C	-10°C to 60°C	-10°C to 60°C
Material Connector ferrule Connector housing and body Boot	Zirconia ceramic Engineered resin Thermoplastic elastomer	Zirconia ceramic Engineered resin Thermoplastic elastomer	Zirconia ceramic Engineered resin Thermoplastic elastomer	Zirconia ceramic Engineered resin Thermoplastic elastomer
Field termination kit	8865-C or 8865-C/PR	8865-C or 8865-C/PR	8865-C or 8865-C/PR	8865-C or 8865-C/PR

3M™ No Polish Connector LC/UPC Jacket Ordering Information

Product Number	Description	Packaging	Min. Order	3M ID
8832-T/1.6-2	No Polish LC/UPC Connector SM 50 µm 1.6-2.0 mm Jacket	60/package	60 each	80-6113-9839-9
6832-T/50/1.6-2	No Polish LC/UPC Connector MM 50 µm 1.6-2.0 mm Jacket	60/package	60 each	80-6113-9840-7
6832-T/50/ LOMMF/1.6-2	No Polish LC/UPC Connector MM 50 µm LOMMF 1.6-2.0 mm Jacket	60/package	60 each	80-6113-9841-5
6832-T/62.5/1.6-2	No Polish LC/UPC Connector MM 62.5 µm 1.6-2.0 mm Jacket	60/package	60 each	80-6113-9842-3



3M™ No Polish ST Connector Family

3M™ No Polish ST Connector Specifications

Product Number	Multimode			Singlemode
	6840-50	6840-50/LOMMF	6840-62.5	8840
Connector identification Backbone color Shell color Housing color	Black Black White	Black Aqua White	Black Beige White	Black Blue White
Insertion loss (dB) Typical	0.2	0.2	0.2	0.3
Reflectance (dB) Typical at room temp	<-30	<-30	<-25	<-40
Reflectance (dB) Over operating temperature range	<-30	<-30	<-25	<-35
Operating temperature range	-10°C to 60°C	-10°C to 60°C	-10°C to 60°C	-10°C to 60°C
Storage temperature	-10°C to 60°C	-10°C to 60°C	-10°C to 60°C	-10°C to 60°C
Connector identification Housing Boot	Black White	Aqua White	Beige White	Blue White
Material Connector ferrule Connector housing and body Boot	Zirconia ceramic Engineered resin Thermoplastic elastomer	Zirconia ceramic Engineered resin Thermoplastic elastomer	Zirconia ceramic Engineered resin Thermoplastic elastomer	Zirconia ceramic Engineered resin Thermoplastic elastomer
Field Termination Kit	8865-C or 8865-C/PR	8865-C or 8865-C/PR	8865-C or 8865-C/PR	8865-C or 8865-C/PR

3M™ No Polish ST Connector Ordering Information

Product Number	Description	Packaging	Min. Order	3M ID
6840-50	No Polish ST Connector MM 50 µm, 250/900 buffer, 60 pack (black housing) with assembly tool	60/package	60 each	80-6113-9511-4
6840-50/12	No Polish ST Connector MM 50 µm, 250/900 buffer, 12 pack (black housing)	12/package	12 each	80-6113-9514-8
6840-50/LOMMF	No Polish ST Connector MM 50 µm LO, 250/900 buffer, 60 pack (aqua housing) with assembly tool	60/package	60 each	80-6113-9512-2
6840-50/LOMMF/12	No Polish ST Connector MM 50 µm LO, 250/900 buffer, 12 pack (aqua housing)	12/package	12 each	80-6113-9515-5
6840-62.5	No Polish ST Connector MM 62.5 µm, 250/900 buffer, 60 pack (beige housing) with assembly tool	60/package	60 each	80-6113-9513-0
6840-62.5/12	No Polish ST Connector MM 62.5 µm, 250/900 buffer, 12 pack (beige housing)	12/package	12 each	80-6113-9516-3
8840	No Polish ST Connector SM, 250/900 buffer, 60 pack (blue housing) with assembly tool	60/package	60 each	80-6113-9517-1
8840/12	No Polish ST Connector SM, 250/900 buffer, 12 pack (blue housing)	12/package	12 each	80-6113-9518-9
8845-AT	No Polish ST Connector Assembly Tool	1 each	1 each	80-6113-9519-7

3M™ Easy Cleaver Combo

Available in select packages of connectors and splices, the 3M™ Easy Cleaver is the latest cleaving innovation from 3M. The 3M Easy Cleaver is designed to simplify installations and lower capital expenditure when terminating all 3M flat-cleave, field-installable connectors and splices.

Unlike other blade-enabled fiber cleaving tools, the 3M Easy Cleaver requires no maintenance because of its diamond wire cleaving mechanism. Use it to create smooth end-faces repeatedly – each tool performs up to 120 cleaves. See the ordering chart for specific details on packaging.



3M™ Easy Cleaver

Features and Benefits

3M™ Easy Cleaver	
Life cycle counter	Conveniently helps users to keep track of cleaver life
Diamond wire shuttle	Virtually no maintenance or blade rotation required, which can help reduce downtime
Innovative fiber clamp design	Provides precise and repeatable cleaves
Strip and cleave length markings	Clear indication of specified strip lengths for 3M connector and splice installations
Lightweight and durable	Suitable for both indoor and outdoor work environments



3M™ Easy Cleaver

Specifications

Feature	
Dimensions	133 × 68 × 29.5 mm (5.24 × 2.68 × 1.16 in) approx.
Weight	62 gm (2.2 oz) approx.
Compatible fibers Buffered Jacketed Cable Drop Cable	250 µm / 900 µm tight buffer Up to 3 mm 1.6 × 2 mm and 2 × 3 mm FRP
Perpendicular Cleave	<3° typical
Cleave lengths	8 - 24 mm (Specific cleave length markings are 8, 10, 12.5, 19, 20 and 24 mm)
Strip lengths	42 - 58 mm
Cleaver life	Approximately 120 cleaves*
Performance	Flat cleave: 3M field-installable connectors and splices perform to their individual specifications when terminated with the 3M™ Easy Cleaver if the 3M Easy Cleaver is used per 3M instructions.

*Once 120 cleaves are performed, properly dispose of the cleaver per company practice.

Cleave Length Guide

3M Products	Cleave Length (mm)	Fiber Strip length (mm)
3M™ No Polish Connectors	8	42
3M™ Fibrlok™ II Splices	12.5	46
3M™ Crimplok™+ 250 µm Connectors	19	52
3M™ Crimplok™+ 900 µm Connectors	24	58

3M™ Easy Cleaver Ordering Information

Product No.	Description	3M ID	Min. Order Connector	Packaging (connectors per box)	Assembly Tools incl.	Easy Cleaver incl.
3M™ No Polish Connectors						
SC Connector Type						
8800-APC/FS/C	SM No Polish SC/APC Connector flat splice with Easy Cleaver	80-6114-9412-3	120	120	2 sets	1 unit
8800/C	SM No Polish SC/UPC Connector with Easy Cleaver	80-6114-9411-5	120	120	2 sets	1 unit
8802-T/1.6-3/C	SM No Polish SC/UPC Connector 1.6-3.0 mm Jacket with Easy Cleaver	80-6114-8225-0	120	120	not needed	1 unit
8802-T/APC/FS/1.6-3/C	SM No Polish SC/APC Connector 1.6-3.0 mm Jacket flat splice with Easy Cleaver	80-6114-8226-8	120	120	not needed	1 unit
6800-50/C_60	MM No Polish SC Connector 50 µm with Easy Cleaver	80-6114-9419-8	60	60	1 set	1 unit
6800-50LOMMF/C_60	MM No Polish SC Connector 50 µm laser optimized with Easy Cleaver	80-6114-9420-6	60	60	1 set	1 unit
6800-62.5/C_60	MM No Polish SC Connector 62.5 µm with Easy Cleaver	80-6114-9421-4	60	60	1 set	1 unit
6802-T/50/1.6-3/C_60	MM No Polish SC/UPC Connector 50 µm 1.6-3.0 mm Jacket with Easy Cleaver	80-6114-9422-2	60	60	not needed	1 unit
6802-T/50LOMMF/1.6-3/C_60	MM No Polish SC/UPC Connector 50 µm LOMMF 1.6-3.0 mm Jacket with Easy Cleaver	80-6114-9423-0	60	60	not needed	1 unit
6802-T/62.5/1.6-3/C_60	MM No Polish SC/UPC Connector 62.5 µm 1.6-3.0 mm Jacket with Easy Cleaver	80-6114-9424-8	60	60	not needed	1 unit
LC Connector Type						
8830-APC/FS/C	SM No Polish LC/APC Connector flat splice with Easy Cleaver	80-6114-9416-4	120	120	2 sets	1 unit
8830/C	SM No Polish LC/UPC Connector with Easy Cleaver	80-6114-9415-6	120	120	2 sets	1 unit
8832-T/1.6-2/C	SM No Polish LC/UPC Connector 1.6-2.0 mm Jacket with Easy Cleaver	80-6114-9417-2	120	120	not needed	1 unit
6830-50/C_60	MM No Polish LC Connector 50 µm with Easy Cleaver	80-6114-9425-5	60	60	1 set	1 unit
6830-50LOMMF/C_60	MM No Polish LC Connector 50 µm laser optimized with Easy Cleaver	80-6114-9426-3	60	60	1 set	1 unit
6830-62.5/C_60	MM No Polish LC Connector 62.5 µm with Easy Cleaver	80-6114-9427-1	60	60	1 set	1 unit
6832-T/50/1.6-2/C_60	MM No Polish LC/UPC Connector 50 µm 1.6-2.0 mm Jacket with Easy Cleaver	80-6114-9428-9	60	60	not needed	1 unit
6832-T/50LOMMF/1.6-2/C_60	MM No Polish LC/UPC Connector 50 µm LOMMF 1.6-2.0 mm Jacket with Easy Cleaver	80-6114-9429-7	60	60	not needed	1 unit
6832-T/62.5/1.6-2/C_60	MM No Polish LC/UPC Connector 62.5 µm 1.6-2.0 mm Jacket with Easy Cleaver	80-6114-9430-5	60	60	not needed	1 unit

3M™ Easy Cleaver Ordering Information (continued)

Product No.	Description	3M ID	Min. Order Connector	Packaging (connectors per box)	Assembly Tools incl.	Easy Cleaver incl.
ST Connector Type						
8840/C	SM No Polish ST Connector 250/900 µm buffer and Easy Cleaver	80-6114-9418-0	120	120	2 sets	1 unit
6840-50/C_60	MM No Polish ST Connector 50 µm, 250/900 µm buffer and Easy Cleaver	80-6114-9431-3	60	60	1 set	1 unit
6840-50LOMMF/C_60	MM No Polish ST Connector 50 µm LO, 250/900 µm buffer and Easy Cleaver	80-6114-9432-1	60	60	1 set	1 unit
6840-62.5/C_60	MM No Polish ST Connector 62.5 µm, 250/900 µm buffer and Easy Cleaver	80-6114-9433-9	60	60	1 set	1 unit
3M™ Crimplok™+ Connectors						
8700-AT/APC/C	3M Crimplok+ Connector SC/APC SM 250/900 µm and Easy Cleaver	80-6116-2233-5	120	120	2 sets	1 unit
8700-AT/UPC/C	3M Crimplok+ Connector SC/UPC SM 250/900 µm and Easy Cleaver	80-6116-2234-3	120	120	2 sets	1 unit
6700-AT/62.5/C-60	3M Crimplok+ Connector SC MM 62.5 µm (OM1) 250/900 µm and Easy Cleaver	80-6116-2241-8	60	60	1 set	1 unit
6700-AT/50/C-60	3M Crimplok+ Connector SC MM 50 µm (OM2) 250/900 µm and Easy Cleaver	80-6116-2240-0	60	60	1 set	1 unit
6700-AT/50LOMMF/C-60	3M Crimplok+ Connector SC MM 50 µm LOMMF (OM3/4) 50/900 µm and Easy Cleaver	80-6116-2242-6	60	60	1 set	1 unit
3M™ Fibrlok™ II Universal Optical Fiber Splice						
2529/C_60	3M Fibrlok II Universal Optical Fiber Splice for 250/900 µm fiber with Easy Cleaver	80-6114-9439-6	60	60	none	1 unit

3M™ Hot Melt Connectors

3M™ Hot Melt Connectors come pre-loaded with advanced 3M hot melt adhesive. There is no need for epoxy mixing and application so the termination time averages just two minutes. The 3M hot melt connector's reliability, high performance and ease of use, in both indoor and outdoor LANs worldwide, have made it an industry favorite.

The 3M Hot Melt LC Connector in both singlemode and multimode has all the advantages of our pre-loaded hot melt technology — and at half the size of our SC connector.



3M™ Hot Melt SC Connector



3M™ Hot Melt LC Connector

Features and Benefits

3M™ Hot Melt LC, SC, ST and FC Connectors	
Pre-loaded hot melt adhesive	Extended shelf life as compared to epoxy versions; fewer consumables (cost effective); no epoxy to mix; no syringe needed; shorter set-up time; no mess; no waste
No waiting for epoxy to cure	Termination in approximately two minutes increases productivity; short heat and cool cycle; saves time
Single-step polish for multimode	Only one abrasive to buy; faster polishing (cost effective)
Extended adhesive shelf life	Reduces outdated epoxy inventory and stock rotation requirements
Pre-radiused PC ferrule	Designed to provide contact of fibers; consistent performance

3M Hot Melt Connector Specifications

Connector Type	Multimode				Singlemode		
	ST	FC	SC	LC	ST	SC	LC
Product Family	6100	6200	6300	6600	8100YS	8300	8600
Insertion loss (dB) Typical	0.2	0.2	0.2	0.2	0.2	0.2	0.2
Reflectance (dB) Typical	<-25	<-25	<-25	<-25	<-40	<-40	<-40
Operating temperature range	-10° to 60°C	-10° to 60°C	-10° to 60°C	-10° to 60°C	-10° to 60°C	-10° to 60°C	-10° to 60°C
Storage temperature	-10° to 60°C	-10° to 60°C	-10° to 60°C	-10° to 60°C	-10° to 60°C	-10° to 60°C	-10° to 60°C
Material							
Connector ferrule	Zirconia ceramic	Zirconia ceramic	Zirconia ceramic	Zirconia ceramic	Zirconia ceramic	Zirconia ceramic	Zirconia ceramic
Connector housing and body	Engineered resin	Engineered resin	Engineered resin	Engineered resin	Engineered resin	Engineered resin	Engineered resin
Boot	Thermoplastic elastomer	Thermoplastic elastomer	Thermoplastic elastomer	Thermoplastic elastomer	Thermoplastic elastomer	Thermoplastic elastomer	Thermoplastic elastomer
Field termination kit							
120 V	6366	6366	6366	+	6366	6366	+
220 V	6362	6362	6362		6362	6362	

+ LC hot melt connectors require the 6650-LC expansion kit plus either the 6366 or 6362

3M Hot Melt Connector Ordering Information

Product Number	Description	Packaging	Min. Order	3M ID
6100-B	MM Hot Melt ST ceramic, black boot	1/bag, 60/carton	60 each	80-6111-2754-1
6100-R	MM Hot Melt ST ceramic, red boot	1/bag, 60/carton	60 each	80-6111-2755-8
6100-W	MM Hot Melt ST ceramic, white boot	1/bag, 60/carton	60 each	80-6111-2753-3
6200	MM Hot Melt FC ceramic, white boot	1/bag, 60/carton	60 each	80-6111-2758-2
6300-W	MM Hot Melt SC ceramic, white boot	1/bag, 60/carton	60 each	80-6111-2757-4
6600-S	MM Hot Melt LC simplex 900 BTW white boot	1/bag, 60/carton	60 each	80-6113-1429-7
6602-S	MM Hot Melt LC simplex 1.6-2.0 cable white boot	1/bag, 60/carton	60 each	80-6113-1349-7
6603-S	MM Hot Melt LC simplex 2.4-3.0 cable white boot	1/bag, 60/carton	60 each	80-6113-1430-5
6601-D	MM Hot Melt LC duplex 900 buffer white/beige boots	1/bag, 60/carton	60 each	80-6113-1431-3
6602-D	MM Hot Melt LC duplex 1.6-2.0 cable white/beige boots	1/bag, 60/carton	60 each	80-6113-1350-5
6603-D	MM Hot Melt LC duplex 2.4-3.0 cable white/beige boots	1/bag, 60/carton	60 each	80-6113-1432-1
6604-D	MM Hot Melt LC duplex 900 buffer red/black boots	1/bag, 60/carton	60 each	80-6113-1433-9
6605-D	MM Hot Melt LC duplex 1.6-2.0 cable red/black boots	1/bag, 60/carton	60 each	80-6113-1434-7
6606-D	MM Hot Melt LC duplex 2.4-3.0 cable red/black boots	1/bag, 60/carton	60 each	80-6113-1435-4
8100-YS	SM Hot Melt ST ceramic, yellow boot	1/bag, 60/carton	60 each	80-6111-2762-4
8200-W	SM Hot Melt FC ceramic, white boot	1/bag, 60/carton	60 each	80-6111-7612-6
8300	SM Hot Melt SC ceramic, white boot	1/bag, 60/carton	60 each	80-6111-2765-7
8600-S	SM Hot Melt LC simplex 900 BTW white boot	1/bag, 60/carton	60 each	80-6113-1436-2
8602-S	SM Hot Melt LC simplex 1.6-2.0 cable white boot	1/bag, 60/carton	60 each	80-6113-1351-3
8603-S	SM Hot Melt LC simplex 2.4-3.0 cable white boot	1/bag, 60/carton	60 each	80-6113-1437-0
8601-D	SM Hot Melt LC duplex 900 buffer white/beige boots	1/bag, 60/carton	60 each	80-6113-1438-8
8602-D	SM Hot Melt LC duplex 1.6-2.0 cable white/beige boots	1/bag, 60/carton	60 each	80-6113-1352-1
8603-D	SM Hot Melt LC duplex 2.4-3.0 cable white/beige boots	1/bag, 60/carton	60 each	80-6113-1439-6

Note: MM – Multimode; SM – Singlemode

3M™ Crimplok™ Connectors

3M™ Crimplok™ Connectors need no adhesive, providing the speed of non-adhesive connectors with the optical performance of 3M™ Hot Melt Connectors.

By using proven malleable metal element fiber-gripping technology, these connectors are designed to be easily installed virtually anywhere without the need for electrical power.



3M™ Crimplok™ ST Connector

Features and Benefits

3M™ Crimplok™ Connectors	
Non-adhesive, non-splice design	Clean and simple terminations
No tool set-up required	Improved efficiency
No waiting for epoxy to cure	Termination in less than one minute with fully prepared fiber
No power or electricity required	Installation practically anywhere

3M Crimplok Connector Specifications

Connector Type	Multimode		Singlemode	
	SC	ST	SC	ST
Product Number	6900	6901	8900	8901
Connector identification				
Body color	Black	Black	Black	Black
Shell color	Beige	Beige	Blue	Beige
Boot color	Black	Beige	Black	Blue
Insertion loss (dB) Typical	0.2	0.2	0.2	0.2
Reflectance (dB) Typical	<-25	<-25	<-40	<-40
Operating temperature range	-10° to 60°C	-10° to 60°C	-10° to 60°C	-10° to 60°C
Storage temperature	-10° to 60°C	-10° to 60°C	-10° to 60°C	-10° to 60°C
Material				
Connector ferrule	Zirconia ceramic	Zirconia ceramic	Zirconia ceramic	Zirconia ceramic
Connector housing	Engineered resin	Thermoplastic polymer	Engineered resin	Thermoplastic polymer
Boot	Thermoplastic elastomer	Thermoplastic elastomer	Thermoplastic elastomer	Thermoplastic elastomer
Field termination kit No power needed	6955	6955	6955	6955

3M Crimplok Connector Ordering Information

Product Number	Connector Type	Package	Minimum Order	3M ID
6900	MM Crimplok SC Connector ceramic	60/carton	60 each	80-6108-4525-9
6901	MM Crimplok ST Connector ceramic	60/carton	60 each	80-6108-4523-4
8900	SM Crimplok SC Connector ceramic	60/carton	60 each	80-6110-1257-8
8901	SM Crimplok ST Connector ceramic	60/carton	60 each	80-6110-1259-4

Note: MM - Multimode; SM - Singlemode

3M™ Epoxy Connectors

3M Epoxy Connectors feature a pre-radiused, zirconia ceramic PC ferrule designed to provide contact of fibers for low reflection and low insertion loss. The 3M epoxy SC and FC connectors are intermateable within NTT specifications. These connectors are built to exacting ferrule length tolerances for maximum machine polish yield and bulk packaged to maximize factory cable assembly efficiency. 3M Epoxy Connectors can also be used with an anaerobic adhesive for fast-cure interconnect applications.



3M™ Epoxy SC Connector

Features and Benefits

3M™ Epoxy SC, ST and FC Connectors	
Pre-radiused PC ferrule	Fiber centered in radius; improved performance; designed to provide contact of fibers; low reflection; consistent performance; excellent transmission performance
Pull-proof (independent) ferrule	Designed to maintain optical contact (FC, SC)
High strength thermoplastic housing	Virtually eliminates flaking; resists corrosion (FC, SC)

3M™ Epoxy Connector Specifications

Connector Type	Multimode		Singlemode		
	SC	FC	SC	FC	SC & FC/APC
Product Number	6306	6202	8306	8203	8306 8206/APC
Insertion loss (dB) Typical	0.2	0.2	0.2	0.2	0.2
Reflectance (dB) Typical	<-25	<-25	<-40	<-40	<-65
Operating temperature range	-10° to 60°C	-10° to 60°C	-40° to 75°C	-40° to 75°C	-40° to 75°C
Storage temperature	-40° to 85°C	-40° to 85°C	-40° to 85°C	-40° to 85°C	-40° to 85°C
Material					
Connector ferrule	Zirconia ceramic	Zirconia ceramic	Zirconia ceramic	Zirconia ceramic	Zirconia ceramic
Connector housing and body	Engineered resin	Engineered resin	Engineered resin	Engineered resin	Engineered resin
Boot	Thermoplastic elastomer	Thermoplastic elastomer	Thermoplastic elastomer	Thermoplastic elastomer	Thermoplastic elastomer

See “Termination Kits” section for 3M Epoxy Connector termination tools.

3M Epoxy Connector Ordering Information

Product Number	Connector Type	Package	Min. Order	3M ID
6306-B	MM Epoxy SC Connector ceramic, black boot	1/bag, 60/carton	60 each	80-6109-9247-3
6306-BE	MM Epoxy SC Connector ceramic, beige boot	1/bag, 60/carton	60 each	80-6107-6501-0
6202	MM Epoxy FC/PC Connector ceramic	1/bag, 60/carton	60 each	80-6107-6540-8
8306	SM Epoxy SC Connector ceramic	1/bag, 60/carton	60 each	80-6107-6498-9
8306-SC/APC	SM Epoxy SC/APC Connector ceramic	1/bag, 60/carton	60 each	80-6111-6899-0
8203	SM Epoxy FC/PC Connector ceramic	1/bag, 60/carton	60 each	80-6107-6537-4
8206-FC/APC	SM Epoxy FC/APC Connector ceramic	1/bag, 60/carton	60 each	80-6111-6900-6

Note: MM - Multimode; SM - Singlemode

3M Termination Kits

For simple, all-in-one field solutions, look no further than 3M Termination Kits. These kits provide the tools and materials necessary to terminate 3M fiber optic connectors.

3M™ Crimplok™+ Connector Kits

3M™ Crimplok™+ Connector Kits 8765T-UPC/8765T-APC provide the tools needed to terminate 3M Crimplok+ Connectors 8700-UPC 6700 and 8700-APC series, respectively. Both kits contain the same fiber preparation tools including a high quality cleaver, a work surface and a case with an integrated hook for easy hanging. Each kit contains a specific 3M™ Crimplok™+ Activation Tool and 3M™ Crimplok™+ Nano Finishing Tool, depending upon the connector type. UPC tools provide a square finish while APC tools provide a 8° angled finish.



3M™ Crimplok™+ SC/UPC Connector Kit 8765T-UPC
for 3M™ Crimplok™+ Connectors 8700-UPC and 6700 Series



3M™ Crimplok™+ SC/APC Connector Kit 8765T-APC
for 3M™ Crimplok™+ Connectors 8700-APC

3M™ Crimplok™+ Connector Kit Ordering Information

Product Number	Description	Packaging	3M ID
8765T-UPC	Crimplok+ SC/UPC Connector Kit	1 kit	80-6116-2245-9
8765T-UPC/ 250-900-JKT	Crimplok+ SC/UPC Field Termination Kit for 250/900um and Jacketed connectors	1 kit	80-6116-2252-5
8765T-APC	Crimplok+ SC/APC Connector Kit	1 kit	80-6116-2214-5
8765T-APC/ 250-900-JKT	Crimplok+ SC/APC Field Termination Kit for 250/900um and Jacketed connectors	1 kit	80-6116-2251-7

Replacement Parts for 3M™ Crimplok™+ Connector Kits

Product Number	Description	Packaging	3M ID
8765-AT/UPC	Crimplok+ SC/UPC Activation Tool	1/package	80-6116-2199-8
8765-AT/APC	Crimplok+ SC/APC Activation Tool	1/package	80-6116-2190-7
8765-NF/UPC	Crimplok+ SC/UPC Nano Finishing Tool	1/package	80-6113-8075-1
8765-NF/APC	Crimplok+ SC/APC Nano Finishing Tool	1/package	80-6113-8096-7
2534	Fiber cleaver (flat cleave)	1/package	80-6113-2377-7
6362-TH	Tri-hole fiber stripping tool	1/package	80-6113-3936-9
6365-KS	Aramid yarn fiber snips	1/package	80-6113-0462-9
05-00017	Lint free cloths	100 sheets/pk	80-6104-4324-6
8765-CS	Crimplok+ cleaning swabs (100 count)	1/package	80-6113-8754-1

3M™ No Polish Connector Kits

3M™ No Polish Connector Kits provide the tools and materials needed to terminate singlemode and multimode SC, LC and ST flat splice no polish connectors. The 3M™ No Polish Connector Premium Kit with Cleaver 8865-C/PR has the tools of the regular 8865-C kit, but in a larger case with a work surface, fiber shard container, tweezers, brush and lint-free wipes in a tub.

The 3M™ Fiber Optic Angle Cleave Kit 2565 provides the tools necessary to terminate 3M™ No Polish LC/APC and SC/APC Angle Splice Connectors. The 3M™ Fibrlok™ Angle Splice Assembly Tool 2501-AS is also included to terminate 3M™ Fibrlok™ Angle Splices. Replacement parts are available.



3M™ Fiber Optic Angle Cleave Kit 2565



3M™ No Polish Connector Kit 8865-C



3M™ No Polish Connector Premium Kit with Cleaver 8865-C/PR

3M™ No Polish Connector Kit Ordering Information

Product Number	Description	Package	3M ID
8865-C	No Polish Connector Kit with cleaver	1 kit	80-6113-2379-3
8865	No Polish Connector Kit (no cleaver)	1 kit	80-6113-2378-5
8865-C/PR	No Polish Connector Premium Kit with cleaver	1 kit	80-6113-8783-0
8865/PR	No Polish Connector Premium Kit (no cleaver)	1 kit	80-6114-8296-1
2565	Fiber optic angle cleaver kit with angle cleaver	1 kit	80-6113-2508-7

Replacement Parts for 3M™ No Polish Connector Kit

Product Number	Description	Package	3M ID
2534	Fiber Optic Cleaver	1 each	80-6113-2377-7
2535	Fiber Optic Angle Cleaver	1 each	80-6113-2423-9
8835-AT	No Polish LC Connector Assembly Tool	1 each	80-6113-2797-6
8845-AT	No Polish ST Connector Assembly Tool	1 each	80-6113-9519-7
8865-AT	No Polish SC Connector Assembly Tool	1 each	80-6113-2630-9
6362-TH	Tri-hole fiber stripping tool	1 each	80-6113-3936-9
6365-KS	Aramid yarn fiber snips	1 each	80-6113-0462-9
05-00017	Lint free cloths	100 sheets/pk	80-6104-4324-6

3M™ Hot Melt Termination Kits

3M™ Hot Melt Termination Kits 6366 (120V oven) and 6362 (230V oven) contain the tools and materials necessary to terminate 3M™ Hot Melt SC, ST, and FC Connectors, both singlemode and multimode. The 3M™ LC Hot Melt Expansion Kit 6650-LC is used in addition to the 6366/6362 hot melt termination kits to terminate 3M™ Hot Melt LC Connectors.



3M™ Hot Melt Termination Kits 6366 and 6362-230V



3M™ Hot Melt LC Expansion Kit 6650-LC

Features and Benefits

3M™ Hot Melt Termination Kits	
Microscope with oblique and coaxial lighting	Better dual view of fiber end face inspection
Roll-up tool pouch	Tools are organized and accessible
Universal hot melt holders	Fewer parts to carry, holds cable more securely
Instruction CD	Organized into video segments for quick reference

3M Hot Melt Termination Kit Ordering Information

Product Number	Description	Packaging	3M ID
6366	Hot Melt Termination Kit for ST, FC, SC Hot Melt Connectors, 120V	1 each	80-6113-2599-6
6362-230V	Hot Melt Termination Kit for ST, FC, SC Hot Melt Connectors, 230V	1 each	80-6113-2598-8
6650-LC	Hot Melt LC Expansion Kit	1 each	80-6113-1353-9

3M Hot Melt Accessories Ordering Information

Product Number	Description	Packaging	3M ID
6365-CC	Hot Melt Consumable Kit for ST, SC, FC	1 each	80-6113-0452-0
	Lapping film, 2 µm (254X)	200 sheets	80-6104-4324-6 80-6110-0932-7
	Lapping film, (263X) final polish	50 sheets	
	Lint free cloth tub	200 sheets	
6191	8892 Universal Polishing Jig	1 each	80-6106-2569-3
6650-LS	Hot Melt Cooling Stand	1 each	80-6106-2569-3
	LC Lapping Film Singlemode Consumable Kit (polishes 400 connectors)	1 each	80-6113-1472-7
	Lapping film, 9 µm (461X)	20 sheets	80-6113-1473-5
	Lapping film, 2 µm (254X)	100 sheets	
6650-LM	Lapping film, 0.5 µm (661X)	40 sheets	
	Lapping film, final polish (863XW)	80 sheets	
	LC Lapping Film Multimode Consumable Kit (polishes 400 connectors)	1 each	80-6113-1473-5
	Lapping film, 9 µm (461X)	20 sheets	80-6113-1473-5
	Lapping film, 2 µm (254X)	100 sheets	

3M™ Hot Melt Termination Kit 6366/6362 Kit Components

Product Number	Description	Contents Qty.	Replacement MOQ	Package	3M ID
6312	120V 6-port oven with cooling plate (6366 Kit)	1	1	1	80-6111-6872-7
6323	230V 6-port oven with cooling plate (6362 Kit)	1	1 each	1	80-6111-6873-5
6365-HH	Universal connector holders, ST, SC, FC	6	1 pkg	4/pkg	80-6113-1476-8
6365-PP	Round polishing pad	2	1 each	1	80-6113-0456-1
6192-A	2 µm lapping film (pale green)	200	1 each	500/pkg	60-6500-2346-2
863XW-DISC	Final lapping film (frosted)	20	50	50/pkg	60-0200-0626-2
8892	Polishing jig	2	1	1	80-6110-0932-7
05-0002	Cable jacket stripper	1	1	1	80-6104-4314-7
6365-KS	Aramid fiber snips	1	1	1	80-6113-0462-9
6362-TH	Tri-hole fiber stripping tool	1	1	1	80-6113-3936-9
6365-CT	Crimp tool	1	1	1	80-6113-0454-6
6365-FS	Fiber scribe	1	1	1	80-6113-0458-7
6365-VS	View scope (200X)	1	1	1	80-6113-0459-5
6366-CW	Cleaning wipes with dispenser	100/pkg	12 pkgs	100/pkg	80-6113-2618-4



3M™ Hot Melt Oven 6312

3M™ Crimplok™ Termination Kit

The Crimplok Termination Kit and accessories provide the tools and materials necessary to terminate 3M™ Crimplok™ Fiber Optic Connectors. Replacement parts are available.



3M™ Crimplok™ Kit 6955
(components displayed)

3M Crimplok Termination Kit Ordering Information

Product Number	Description	Packaging	3M ID
6955	Crimplok termination kit	1 kit	80-6109-3664-5

3M Crimplok Accessories Ordering Information

Product Number	Product Description	Packaging	3M ID
6955-HSC	Scoring head, Crimplok SC	1 each	78-8073-7664-1
6955-HST	Scoring head, Crimplok ST	1 each	78-8073-7676-5
05-00251	Cleaning Wires, 12 pack	12/pkg	80-6104-4345-1



3M™ Crimplok™ Kit 6955
(components loaded in pouch)

3M Crimplok Termination Kit 6955 Kit Components

Product Number	Product Description	Contents Qty.	Replacement MOQ	Packaging	3M ID
SP-00503	Lapping film, Crimplok 2 µm (254x)	50	50	50 sheets	80-6108-4532-5
SM	Lapping film, Crimplok SM (263x)	50	50	50 sheets	80-6110-1312-1
6955-T	Activation tool, Crimplok with ST & SC scoring heads	1	1	1 each	80-6109-3662-9
6365-CT	Universal crimp tool	1	1	1 each	80-6113-0454-6
6955-P	Polishing tool, Crimplok	1	1	1 each	80-6109-3727-0
8892	Universal polishing jig	1	1	1 each	80-6110-0932-7
05-00002	Cable jacket stripper	1	1	1 each	80-6104-4314-7
6365-KS	Aramid fiber snips	1	1	1 each	80-6113-0462-9
05-00017	Lint free cloths	100/pkg	1 pkg	100 sheets/pk	80-6104-4324-6
6362-TH	Tri-hole fiber stripping tool	1	1	1 each	80-6113-3936-9

3M™ Epoxy Termination Tools

3M provides connectors with zirconia ceramic ferrules for use with two-part or anaerobic epoxy. These very high quality connectors are ideal for use in factory assembly applications or in field-mount restorations where a broad temperature range and stringent performance standards are required. The following 3M materials are available to use with common termination tools available on the market.

It is important to use the proper syringe dispensing tip to assure proper placement of adhesives inside the connector ferrule and avoid overflow.

3M™ Epoxy SC/APC and FC/APC Connectors require the angle polishing puck included in the APC conversion kits.

3M™ Epoxy Termination Tools Ordering Information

Necessary and required for 3M connector design

Product Number	Description	Packaging	Min. Order	3M ID
05-00255	Syringe, 3 cc	25	25	80-6104-4347-7
FO-25DT	Dispensing tips (green)	1 pkg of 25	1 pkg of 25	80-6107-7441-8
6365-CT	Universal crimp tool	1	1	80-6113-0454-6
8365-PP	Soft polishing pad	1	1	80-6113-0457-9
261X-5S	FO Polish film 5 µm AL OC 4.5×5.5" SHT	500	500	60-0700-0508-1
262X-1S	FO Polish film 1 µm AL OC 4.5×5.5" SHT	500	500	60-0700-0507-3
661X-1.5S	FO Polish film 1.5 µm diamond 4.5×5.5" SHT	25	25	60-0700-0514-9

Recommended and available for cable preparation and connector finish

Product Number	Description	Packaging	Min. Order	3M ID
8892	Universal polishing jig	1	1	80-6110-0932-7
6365-FS	Carbide fiber scribe	1	1	80-6113-0458-7
6365-KS	Fiber snips	1	1	80-6113-0462-9
6362-TH	Stripping tool	1	1	80-6113-3936-9
6365-VS	200x view scope	1	1	80-6113-0459-5
6366-CW	Cleaning wipes with dispenser	12	12	80-6113-2618-4
05-00017	Lint free cloths 100-pack	1	1	80-6104-4324-6

3M™ Fibrlok™ Optical Splice System

A leader in mechanical splicing solutions, the 3M™ Fibrlok™ Optical Splice is now specified in fiber-to-the-premises (FTTP) projects as a substitute for fusion splicing. Use it to splice single fibers without electrical power. The system is designed to minimize the need for lengthy training, specialized skills or experience. Whether your application is aerial, buried, underground or pedestal, outside plant or inside building, the Fibrlok splice system can provide an ideal solution.



3M™ Fibrlok™ II Universal Optical Fiber Splice 2529

The 2529 optical fiber splice has successfully spliced combinations of 250 μ m and 900 μ m singlemode or multimode fibers for over 15 years. Utilizing the rugged, low cost 3M™ Fibrlok™ Assembly Tool 2501, the 2529 splice can be installed in most indoor or outdoor applications.



3M™ Fibrlok™ II Splice/Holder 2539

The 2539 splice/holder integrates the 3M Fibrlok II splice 2529, actuation tool, and holder all in one package. It helps enable fast, on-site installation without a separate assembly tool or splice tray. 3M™ VHB™ Tape on the bottom of the splice/holder permanently holds it at the splice location.



3M™ Fibrlok™ 250 μ m Fiber Splice 2540G

The 2540G splice helps enable fast, easy splicing of 250 μ m singlemode and multimode fiber for most splice installations, including fiber-to-the-premises. The 2540G splice is the 3M Fibrlok II 2529, ideal for many 3M fiber closure splice trays. Smaller splice allows higher splice density. Using the small, rugged 3M™ Fibrlok™ Assembly Tool 2504G, it can be installed in almost any environment, whether it is an aerial application or inside a building.



3M™ Fibrlok™ II Angle Fiber Splice 2529-AS

The 2529-AS splice was designed for the splicing of combinations of 250 μ m and 900 μ m fibers. The Fibrlok angle splices help enable fast, on-site installation of fiber with <-60 dB optical reflection across temperature extremes for excellent analog video transmission performance.



3M™ Fibrlok™ 250 μ m Angle Fiber Splice 2540-AS

The 2540-AS splice specifically splices 250 μ m fiber with a smaller form factor. The 2540-AS angle fiber splice helps enable fast, on-site installation with <-60 dB optical reflection across temperature extremes for excellent analog video transmission performance.

Features and Benefits

3M™ Fibrlok™ Splices	
< 0.1 dB insertion loss	High performance
Minimum tooling requirements	Low capital cost
No epoxy or electricity required	Easy on-site installation
Simple, easy to use	Minimal training, lower installed cost
Keyed, angle cleave splice	Low reflectance, <-60dB across temperature extremes



3M™ Fibrlok™ Angle Splice Assembly Tool
2501-AS

3M™ Fibrlok™ Splices Specifications

Product Number	2529	2539	2540G
Dimensions	3.8 mm x 6.4 mm x 38.1 mm (0.15" x 0.25" x 1.50")	12.9 mm x 12.0 mm x 66.0 mm (0.51" x 0.47" x 2.60")	4 mm x 4 mm x 36 mm (0.16" x 0.16" x 1.42")
Fiber diameter	125 µm	125 µm	125 µm
Coating diameter	250 or 900 µm	250 or 900 µm Tight Buffer	250 µm
Insertion loss (dB)* Typical	< 0.1	< 0.1	< 0.1
Reflectance (dB)* Typical	<-55	<-55	<-55
Operating temperature range*	-40°C to 75°C	-40°C to 75°C	-40°C to 75°C
Storage temperature	-40°C to 75°C	-40°C to 75°C	-40°C to 75°C
Material	Engineering thermoplastic with aluminum alloy element & index matching gel	Engineering thermoplastic with aluminum alloy element, index matching gel & VHB tape	Engineering thermoplastic with aluminum alloy element & index matching gel

*Specification for singlemode 3M™ Fibrlok™ Splice

3M™ Fibrlok™ Angle Splices Specifications

Product Number	2529-AS	2540G-AS
Dimensions	3.8 mm x 6.4 mm x 38.1 mm (0.15" x 0.25" x 1.50")	4.0 mm x 4.0 mm x 40.00 mm (0.16 x 0.16 x 1.42 in")
Fiber diameter	125 µm	125 µm
Coating diameter	250 µm and 900 µm	250 µm
Insertion loss (db)* Typical	< 0.1	< 0.1
Reflectance (dB)* Typical	<-65	<-65
Operating temperature range*	-40 °C to 70 °C	-40 °C to 70 °C
Storage temperature	-40 °C to 70 °C	-40 °C to 70 °C
Material	Engineering thermoplastic with aluminum alloy element & index matching gel	Engineering thermoplastic with aluminum alloy element & index matching gel

*Specification for singlemode 3M™ Fibrlok™ Splice

3M™ Fibrlok™ Splices Ordering Information

Product Number	Description	Packaging	Min. Order	3M ID
Splices				
2529	Fibrlok II Universal Optical Fiber Splice for 250 and 900 µm fiber	6/pkg. 10 pkg/cs.	60 each	80-6107-5589-6
2529-K	Fibrlok II 2529 Splices with Assembly Tool (60 splices, one 2501 assembly tool)	1 kit/cs.	1 kit	80-6107-5830-4
2539	Fibrlok II Splice/Holder, integrated actuation tool, and holder with tape	1/pkg. 60 pkg/cs.	60 each	80-6113-2005-4
2540G	Fibrlok 250 µm Fiber Splice for 250 µm fiber	5/pkg. 12 pkg/cs.	60 each	JE-4200-9482-1
2529-AS	Fibrlok II Angle Fiber Splice	60/package	60 each	80-6113-2737-2
2540-AS	Fibrlok 250 µm Angle Fiber Splice	60/package	60 each	JE-4200-8435-0
Assembly Tools				
2501	Required for Fibrlok II splice 2529	1/cs.	1 each	80-6105-8187-0
2504G	Required for Fibrlok splice 250 µm 2540G	1/cs.	1 each	JE-4200-8318-8
2501-AS	Required for Fibrlok splices 2529-AS and 2540-AS	1/cs.	1 each	80-6113-2424-7

3M™ Fibrlok™ Splice Kits

The 3M Fibrlok Splice Kits for flat splices are available with (2559-C) and without (2559) and contain all the materials needed to terminate 3M™ Fibrlok™ Splices whether it be a singlemode or multimode splice. Detailed instructions are also provided. Included in the kits are the 3M™ Fibrlok™ II Assembly Tool 2501 and 3M™ Fibrlok™ 250 µm Assembly Tool 2504G, simple-to-use tools designed for fast and easy installation.

The 3M™ Fibrlok™ Splice Kit 2559-C contains:

- Fibrlok 2501 assembly tool for 3M Fibrlok II Splice 2529
- Fibrlok 2504G assembly tool for 3M Fibrlok 250 µm Splice 2540G
- 3M Fiber Cleaver 2534 (not included in 2559 kit)
- 3M Fiber Stripping Tool 6362-TH
- 3M Fiber Snips (scissors) 6365-KS
- Lint free cloths (100/pkg.)
- Cleaning alcohol bottle
- Fibrlok™ II splice 2529 (6 each)
- Fibrlok™ 250 µm 2540G (5 each)
- Fibrlok™ II Splice/Holder 2539 (2 each)

The 3M Fiber Optic Angle Cleaver Kit 2565 provides the tools to terminate the 3M Fibrlok Angle Splice 2529-AS and 2540-AS. Also included in the kits are the 3M No Polish Connector Assembly Tools 8865-AT and 8835-AT for terminating SC and LC angle splice connectors. Replacement parts are available.



3M™ Cleaver 2534



3M™ Fiber Optic Angle Cleaver Kit 2565 includes 3M™ Fiber Optic Angle Cleaver 2535, 3M™ Fibrlok™ Angle Splice Assembly Tool 2501-AS and all tools necessary for 3M™ Fibrlok™ Angle Splices.



3M™ Fibrlok™ Splice Kit with Cleaver 2559-C

3M Fibrlok Splice Kits and Accessories Ordering Information

Product Number	Description	Packaging	Minimum Order	3M ID
Kits				
2559-C	Fibrlok Splice Kit with fiber cleaver	1/cs.	1 each	80-6113-2376-9
2559	Fibrlok Splice Kit without fiber cleaver	1/cs.	1 each	80-6113-2375-1
2565	Fiber Optic Angle Cleave Kit with angle cleaver	1/cs.	1 each	80-6113-2508-7
Replacements for 3M Fibrlok Splice Kit				
2501	Assembly tool required for Fibrlok II splice 2529	1/cs.	1 each	80-6105-8187-0
2504G	Assembly tool required for Fibrlok 250 µm 2540G	1/cs.	1 each	JE-4200-8318-8
2534	Fiber cleaver	1/cs.	1 each	80-6113-2377-7
6362-TH	Tri-hole fiber stripping tool	1/cs.	1 each	80-6113-3936-9
6365-KS	Aramid yarn snips	1/cs.	1 each	80-6113-0462-9
05-00017	Lint free cloths	100/pkg.	1 pkg.	80-6104-4324-6
2535	Fiber optic angle cleaver	1/cs.	1 each	80-6113-2423-9
2501-AS	Fibrlok Angle Splice assembly tool	1/cs.	1 each	80-6113-2424-7

3M™ Multi-Fiber Splice Preparation Kits 2600

The Multi-Fiber Splice Preparation Kit 2600 provides the components required to assemble the multi-fiber splice. The 3M™ Ribbon Construction Tool 2670 provides organization and “ribbonizing” of individual 250 µm coated fibers prior to splicing. The tooling is designed to minimize the required tooling investment.




3M™ Multi-Fiber Splice Preparation Kit 2600

3M Multi-Fiber Splice Preparation Kit Ordering Information

Product Number	Description	Packaging	Min. Order	3M ID
2600	Multi-Fiber Optical Splice Prep Kit	1/cs	1 each	80-6106-1765-8
2670	Multi-fiber ribbon construction tool kit	1/cs	1 each	80-6106-1788-0
2671	Fiber optic ribbon construction tape	1000/pkg	1 pkg	80-6107-4395-9
05-00017	Lint free cloths	100/pkg	1 pkg	80-6104-4324-6

Grow with the speed of fiber.

Give your network a leading edge with 3M™ Fiber Interconnect Solutions to help increase speed, size and connectivity. Reach out to your sales representative to discuss a custom suite of solutions to help your network succeed today and tomorrow.



From the central office to your living room, 3M technology is helping make the world a smaller, more connected place.

Learn more at 3M.com/Telecom.

**We need these
pages added to print
correctly. Add content
if you have it.**

3M, Fibrlok and Crimplok are trademarks of 3M Company.

Note: Product specifications and descriptions in this document are subject to change.

All products contained herein are RoHS compliant. "RoHS 2011/65/EU" means that the product or part does not contain any of the substances in excess of the maximum concentration values ("MCVs") in EU RoHS Directive 2011/65/EU. The MCVs are by weight in homogeneous materials. This information represents 3M's knowledge and belief, which may be based in whole or in part on information provided by third party suppliers to 3M.

Important Notice

All statements, technical information, and recommendations related to 3M's products are based on information believed to be reliable, but the accuracy or completeness is not guaranteed. This information is intended for use by persons with the knowledge and technical skills to analyze, handle and use such information. Before using this product, you must evaluate it and determine if it is suitable for your intended application. You assume all risks and liability associated with such use. Any statements related to the product which are not contained in 3M's current publications, or any contrary statements contained on your purchase order shall have no force or effect unless expressly agreed upon, in writing, by an authorized officer of 3M.

Warranty; Limited Remedy; Limited Liability.

This product will be free from defects in material and manufacture for a period of 12 months from the time of purchase. **3M MAKES NO OTHER WARRANTIES INCLUDING, BUT NOT LIMITED TO, ANY IMPLIED WARRANTY OF MERCHANTABILITY OR FITNESS FOR A PARTICULAR PURPOSE.** If this product is defective within the warranty period stated above, your exclusive remedy shall be, at 3M's option, to replace or repair the 3M product or refund the purchase price of the 3M product. **Except where prohibited by law, 3M will not be liable for any loss or damage arising from this 3M product, whether direct, indirect, special, incidental or consequential regardless of the legal theory asserted.**



Communication Markets Division

6801 River Place Blvd.
Austin, TX 78726-9000 USA

Phone 1-800-426-8688
Fax 1-800-626-0329
Web 3M.com/Telecom

Please recycle. Printed in USA
© 3M 2018. All rights reserved.
80-6113-8674-1

Mouser Electronics

Authorized Distributor

Click to View Pricing, Inventory, Delivery & Lifecycle Information:

[Corning:](#)

[6366](#)