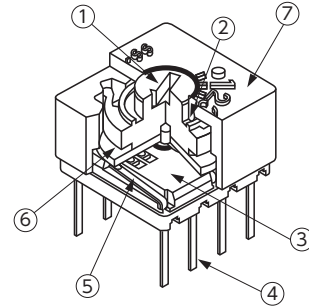


RoHS compliant

## FEATURES

- RoHS compliant
- Compact-size DIP pin configuration
- Protected against dust and washable after soldering
- Self-cleaning mechanism
- Resin material is UL Recognized 94HB

## INTERNAL STRUCTURE SS-10 series



Part name	Material
① Rotor	Polyoxymethylene
② "O" ring	Silicone rubber
③ Base	Polybutyleneterephthalate
④ Terminal pin	Copper alloy, Gold-plated
⑤ Contact	Copper alloy, Gold-plated
⑥ P.C.B.	Gold-plated epoxy board
⑦ Housing	Polybutyleneterephthalate

## PART NUMBER DESIGNATION

SS-10 - 1 6 S P - L - A E W

Series name

No. of poles

1 : 1 pole  
2 : 2 poles

No. of contacts

3 : 3 contacts (2 poles only)  
5 : 5 contacts (1 pole only)  
6 : 6 contacts (1 pole only)

Contact timing

N : Non-shorting (1pole 6 contacts with OFF, 2 poles 3 contacts)  
S : Shorting (1 pole 5 contacts, 1 pole 6 contacts without OFF)

Setting position

P : Top setting

Form of packaging

W : Tray packaging  
Blank : Plastic bag

Terminal pin

E : Au (Lead-free)

Schematic ※ 1

- A : Without OFF position  
Blank : With OFF position

Shape of rotor

- L : With knob (extended shaft)  
Blank : Without knob

※ 1 : The designation for schematic is only applicable to SS-10-16 □□.  
The other partnumbers (ex. SS-10-15SPEW) are without OFF position.

S - 2 0 5 0 W

Series name

Shape of rotor

0 : Without knob  
1 : With knob (extended shaft)

Form of packaging

W : Tray packaging  
Blank : Plastic bag

Setting position

0 : Top setting  
1 : Side setting

※ Please refer to the LIST OF PART NUMBERS when placing orders.

# SS-10/S-2050

## ROTARY SELECTOR SWITCHES

### LIST OF PART NUMBERS



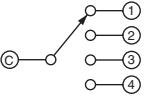
Circuit type	Shape		Form of packaging	Contact timing		Packaging quantity
				Non-shorting	Shorting	
1 pole 4 contacts	Top setting	Without knob	Tray packaging	S-2050W		50 pcs./tray
			Plastic bag	S-2050		25 pcs./pack
		With knob	Tray packaging	S-2150W		50 pcs./tray
			Plastic bag	S-2150		25 pcs./pack
	Side setting	Without knob	Tray packaging	S-2051W		50 pcs./tray
			Plastic bag	S-2051		25 pcs./pack
	With knob	Tray packaging	S-2151W		50 pcs./tray	
		Plastic bag	S-2151		25 pcs./pack	
1 pole 5 contacts	Top setting	Without knob	Tray packaging		SS-10-15SPEW	50 pcs./tray
			Plastic bag		SS-10-15SPE	25 pcs./pack
		With knob	Tray packaging		SS-10-15SP-LEW	50 pcs./tray
			Plastic bag		SS-10-15SP-LE	25 pcs./pack
1 pole 6 contacts	With OFF	Without knob	Tray packaging	SS-10-16NPEW		50 pcs./tray
			Plastic bag	SS-10-16NPE		25 pcs./pack
		With knob	Tray packaging	SS-10-16NP-LEW		50 pcs./tray
	Plastic bag		SS-10-16NP-LE		25 pcs./pack	
	Without OFF	Without knob	Tray packaging		SS-10-16SP-AEW	50 pcs./tray
			Plastic bag		SS-10-16SP-AE	25 pcs./pack
With knob		Tray packaging		SS-10-16SP-L-AEW	50 pcs./tray	
	Plastic bag		SS-10-16SP-L-AE	25 pcs./pack		
2 poles 3 contacts	Top setting	Without knob	Tray packaging	SS-10-23NPEW		50 pcs./tray
			Plastic bag	SS-10-23NPE		25 pcs./pack
		With knob	Tray packaging	SS-10-23NP-LEW		50 pcs./tray
			Plastic bag	SS-10-23NP-LE		25 pcs./pack

☐ : Not manufactured




※ Verify the above part numbers when placing orders.  
Tray version can be supplied only in tray nuts.

### SCHEMATIC DIAGRAMS



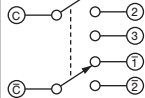
#### 1 pole 4 contacts

Series	Switching specifications	Schematic
S-2050 S-2051 S-2150 S-2151	  ON	



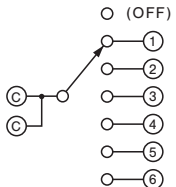
#### 1 pole 5 contacts

Series	Switching specifications	Schematic
SS-10-15SPE SS-10-15SP-LE	  ON	



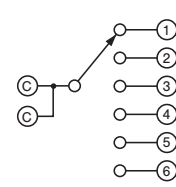
#### 2 poles 3 contacts

Series	Switching specifications	Schematic
SS-10-23NPE SS-10-23NP-LE	  ON	

#### 1 pole 6 contacts (With OFF)

Series	Switching specifications	Schematic
SS-10-16NPE SS-10-16NP-LE	  ON	

#### 1 pole 6 contacts (Without OFF)

Series	Switching specifications	Schematic
SS-10-16SP-AE SS-10-16SP-L-AE	  ON	

# SS-10/S-2050

## ROTARY SELECTOR SWITCHES

### ■ TERMINAL CONNECTION / P.C.B. THROUGH HOLE DIMENSIONS

(Unit: mm)

	SS-10-15	SS-10-16	SS-10-23	S-2050 S-2150	S-2051 S-2151	
<b>Terminal pin layout (Bottom view)</b>						
<b>P.C.B. dimensions (Bottom view)</b>	Dimension is common to SS-10-15, SS-10-16 and SS-10-23 series.					

### ■ STANDARD SPECIFICATIONS

Circuit type	1 pole 4 contacts 1 pole 5 contacts 1 pole 6 contacts 2 poles 3 contacts
Operating temperature range	-25 ~ 70 °C
Storage temperature range	
Sealing	Washable by "O" ring ※ Please refer to page 149, 150
Net weight	Approx. 0.84 g (without knob) Approx. 0.94 g (with knob)

### ■ ELECTRICAL CHARACTERISTICS

Contact rating Non-switching Switching Minimum	DC50 V 100 mA DC5 V 100 mA DC20 mV1µA
Contact timing	Shorting Non-shorting
Contact resistance	100 mΩ maximum
Insulation resistance	100 MΩ (DC100 V) minimum
Dielectric strength	AC300 V, 60 s

### ■ MECHANICAL CHARACTERISTICS

No. of positions	3, 4, 5, 6
Adjustment torque	40 mN·m {408 gf·cm} maximum
Stopper strength	50 mN·m {510 gf·cm} minimum
Stepping angle	36° (1 pole 4 contacts) 36° (2 poles 3 contacts) 30° (1 pole 5 contacts) 22.5° (1 pole 6 contacts, with OFF) 28° (1 pole 6 contacts, without OFF)
Terminal strength	15 N {1.53 kgf} minimum
Solderability	245 ± 3 °C, 2 ~ 3 s
Soldering heat	Flow soldering 260 ± 3 °C, 5 ~ 6 s, two times maximum Manual soldering 380 ± 10 °C, 3 ~ 4 s

### ■ ENVIRONMENTAL CHARACTERISTICS

Vibration	(Amplitude) 1.5 mm or (Acceleration) 98 m/s <sup>2</sup> , 10-500-10 Hz, 3 directions for 2 h each
Shock	490 m/s <sup>2</sup> , 11 ms 6 directions for 3 times each
Humidity (Steady state)	40 °C, Relative humidity 90~95%, 240 h
Load life	500 cycles minimum DC5 V, 100 mA
High temperature exposure	70 °C, 240 h
Low temperature exposure	-25 °C, 96 h
Thermal shock	-25 (0.5 h) ~ 70 °C (0.5 h), 5 cycles

{ } : Reference only

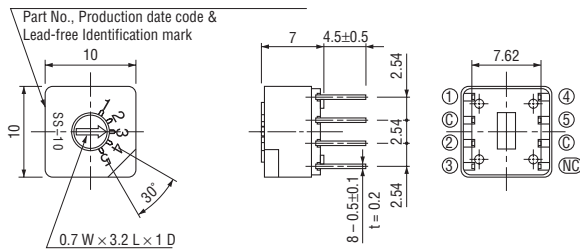
# SS-10/S-2050

## ROTARY SELECTOR SWITCHES

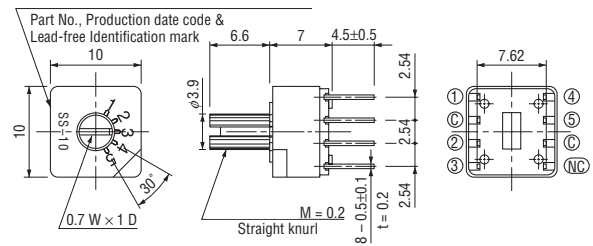
### OUTLINE DIMENSIONS

Unless otherwise specified, tolerance:  $\pm 0.3$  (Unit: mm)

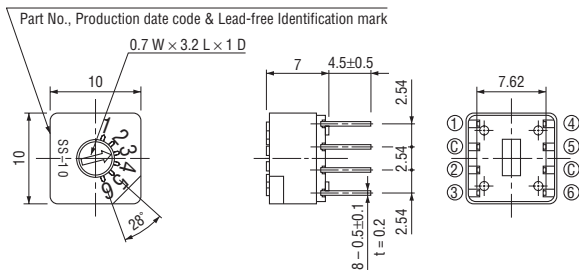
#### SS-10-15SPE



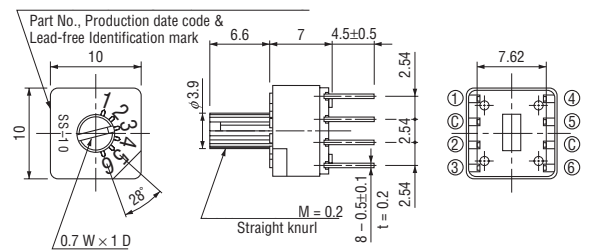
#### SS-10-15SP-LE



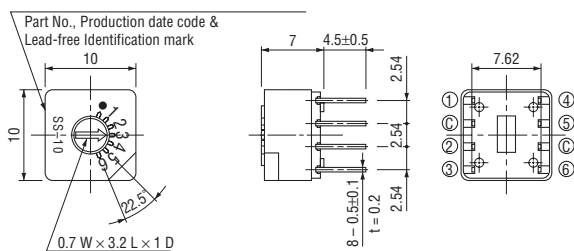
#### SS-10-16SP-AE



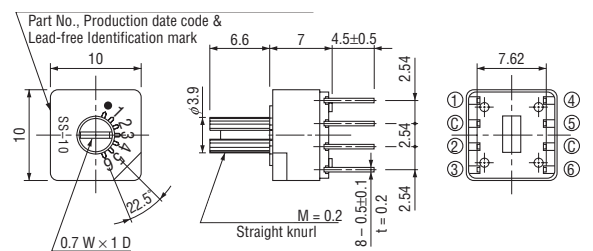
#### SS-10-16SP-L-AE



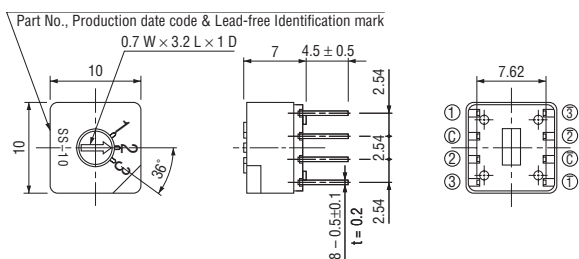
#### SS-10-16NPE



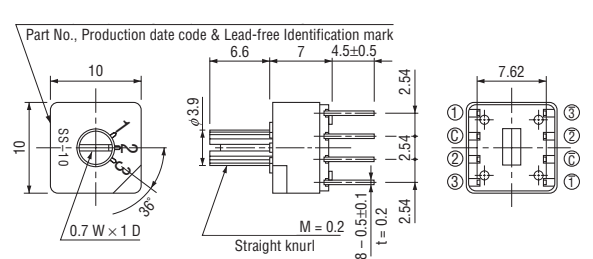
#### SS-10-16NP-LE



#### SS-10-23NPE



#### SS-10-23NP-LE



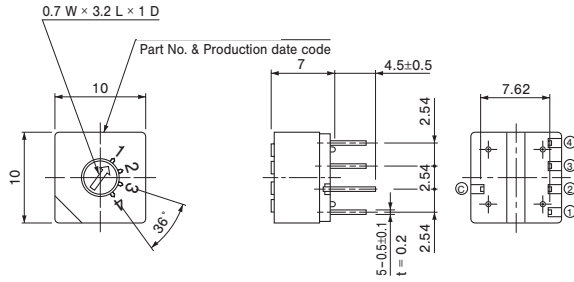
# SS-10/S-2050

## ROTARY SELECTOR SWITCHES

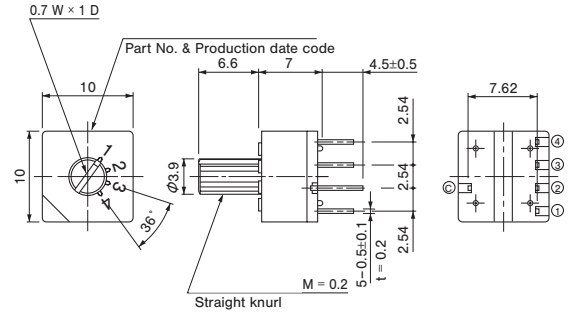
### OUTLINE DIMENSIONS

Unless otherwise specified, tolerance:  $\pm 0.3$  (Unit: mm)

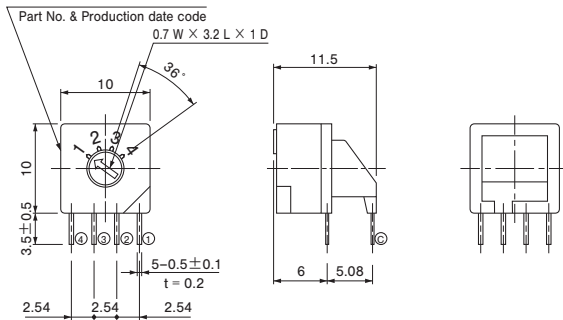
#### S-2050



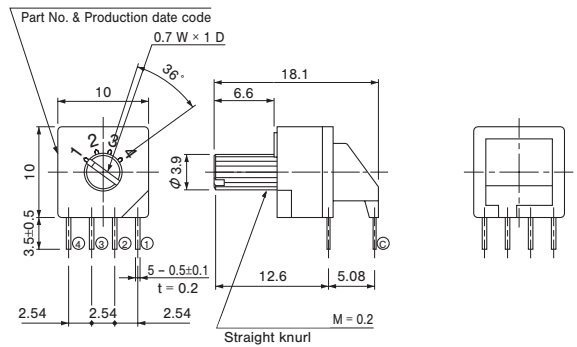
#### S-2150



#### S-2051



#### S-2151



### PACKAGING SPECIFICATIONS

#### <Tray packaging specifications>

- Tray version is packaged in 50 pcs. per tray. Orders will be accepted for units of 50 pcs., i. e., 50, 100, 150 pcs. etc.
- Tray version is boxed with 10 trays.

#### <Bulk pack specifications>

- The smallest unit of bulk pack in a plastic bag is 10 pcs. per pack.  
Orders will be accepted for unit of minimum 10 pcs., i.e., 10, 20, 30 pcs., etc.
- Boxing of bulk in a plastic bag is performed with 25 pcs. (standard 50 pcs.) per box.

# Mouser Electronics

Authorized Distributor

Click to View Pricing, Inventory, Delivery & Lifecycle Information:

[Nidec:](#)

[SS-10-23NPE](#) [SS-10-16NP-LE](#) [SS-10-16NPE](#) [SS-10-15SPE](#) [SS-10-23NP-LE](#) [SS-10-15SP-LE](#) [S-2050](#) [S-2151](#) [S-2051](#) [S-2150](#) [S-2050W](#) [S-2051W](#) [S-2150W](#) [S-2151W](#) [SS-10-15SPEW](#) [SS-10-15SP-LEW](#) [SS-10-23NPEW](#) [SS-10-23NP-LEW](#) [SS-10-16NPEW](#) [SS-10-16NP-LEW](#) [SS-10-16SP-AE](#) [SS-10-16SP-AEW](#) [SS-10-16SP-L-AE](#) [SS-10-16SP-L-AEW](#)