

E
D
C
B
A

1 2 3 4 5 6 7 8 9 10

B-FORMAT 2002	REVISIONS	0	RELEASED. DWG 4-29-2014 APR. 29, 2014
		1	ADDED CSA AND SWITCH FUNCTION TO DRAWING. DWG 6-25-14

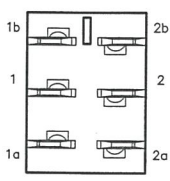
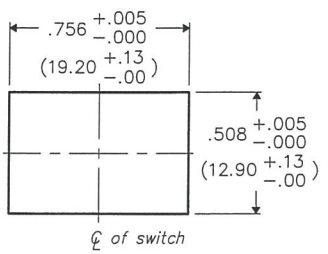
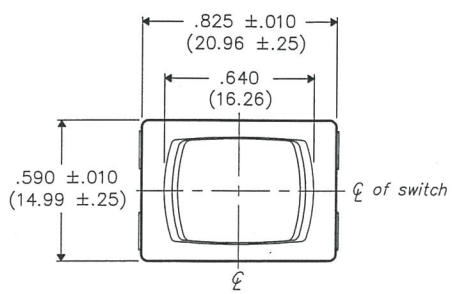
ATTENTION

THIS DRAWING AND ITS ATTACHMENTS, IF ANY, ARE PROPRIETARY TO CW INDUSTRIES AND DESCRIBE DESIGNS THAT ARE CONFIDENTIAL AND MUST NOT BE DISCLOSED UNLESS AUTHORIZED, IN WRITING, BY AN OFFICER OF CW INDUSTRIES.....

DIMENSIONS IN INCHES (MILLIMETERS)
DO NOT SCALE DRAWING

Dwg. No.
GRS-4023C-0009

PANEL PIERCING

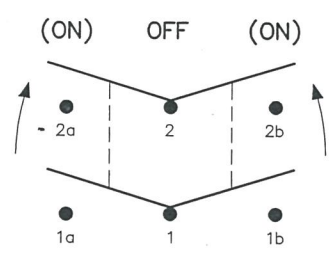


BOTTOM VIEW

MATERIAL:
ROCKER KNOB— Nylon 6/6, Color — Black
HOUSING— Nylon 6/6, Color — Black

ELECTRICAL RATING—
13A 125VAC 5A 14V T
10A 250VAC 1/2 H.P. 125-250VAC

LISTING AGENCIES—



PDF MADE	CW INDUSTRIES Southampton, Pa. 18966		Title: MINI ROCKER ASSEMBLY (POP IN) (MOM. ON)-OFF-(MOM. ON)
	TOLERANCES UNLESS OTHERWISE SPECIFIED		Division: SWITCH
	2 Place Decimal ±.010	METRIC	
	3 Place Decimal ±.005	1 Place Dec. ±.25mm	
	Angles ±1'	2 Place Dec. ±.13mm	
	Made for: CW IND.		
	Drawn by: DGW 4-29-2014		Dwg. No. GRS-4023C-0009
	Checked by: <i>G. GULD 6-25-14</i>		
Approval: <i>C. HARRIS 6-25-14</i>			

MASTER

Mouser Electronics

Authorized Distributor

Click to View Pricing, Inventory, Delivery & Lifecycle Information:

[CW Industries:](#)

[GRS-4023C-0009](#)