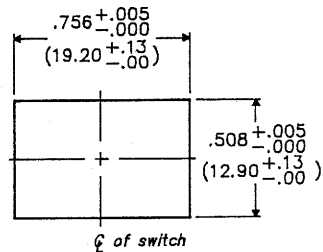
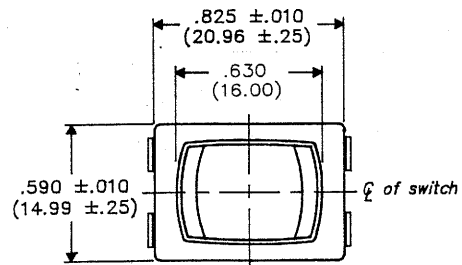
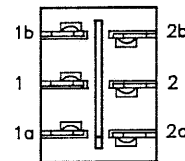


DIMENSIONS IN INCHES (MILLIMETERS)
DO NOT SCALE DRAWING...

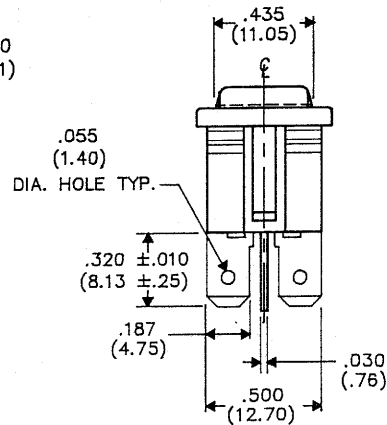
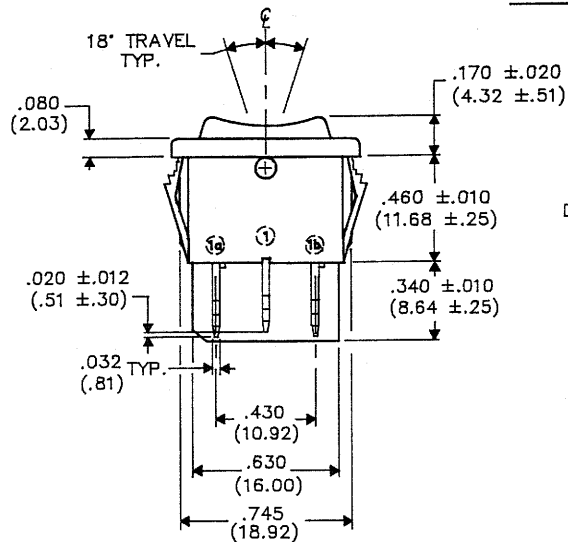
Drawing No.
GRS-4023A-0005



PANEL PIERCING



BOTTOM VIEW



MATERIAL SPECIFICATIONS:

HOUSING— VALOX 357 UL94-V2 MIN. OR BETTER.

ACTUATOR— NYLON 6/6 UL94-V2 MINIMUM.

TERMINAL— COPPER ALLOY

MOVING CONTACT— COPPER ALLOY

COIL SPRING— MUSIC WIRE

PLUNGER— BRASS

REVISIONS	
0	RELEASED
1	REVISED & REDRAWN.
2	ADDED MATERIAL SPEC'S
3	TO DWG..
4	NOV 20 1995

CW INDUSTRIES
Southampton, Pa. 18966

TOLERANCES UNLESS OTHERWISE SPECIFIED
2 Place decimal ±.010 METRIC *
3 Place decimal ±.005
Angles: ±.5° 2 Place dec. ±.13 MM

Made for: CW IND.
Drawn by: DGW 4-28-94
Checked by: G. GULD 4-28-94
Approval: G. GULD 4-28-94

Title
**ASSEMBLY
ROCKER SWITCH
D.P. - CENTER OFF
(ON - OFF - ON)**

Division
SWITCH
Drawing No.
GRS-4023A-0005

Mouser Electronics

Authorized Distributor

Click to View Pricing, Inventory, Delivery & Lifecycle Information:

[CW Industries:](#)

[GRS-4023A-0005](#)