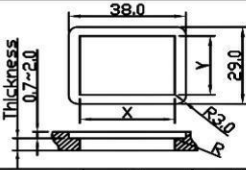
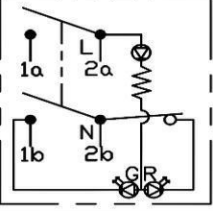
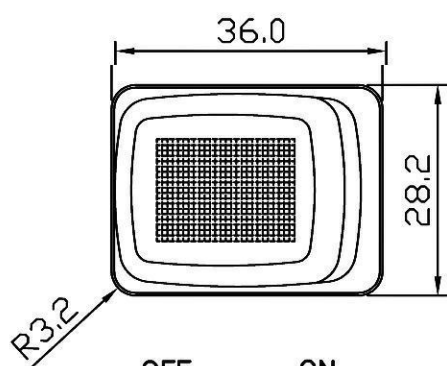
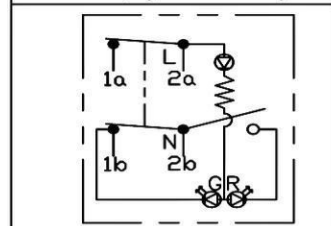
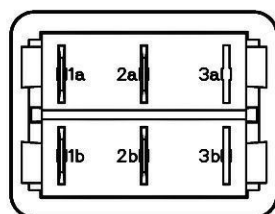
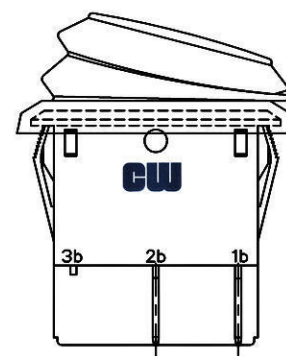
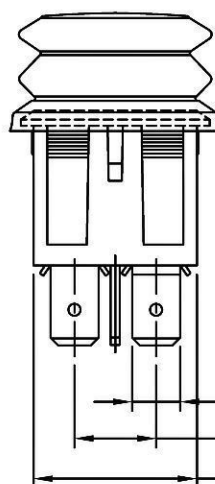
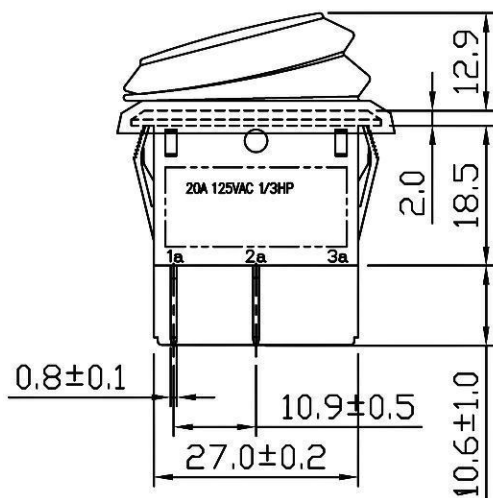


Rating	20A125V AC 1/3HP	Mounting Hole		Circuit Diagram
Contact Resistance	50m ohm Max.			Switch off, red LED lighten
Insulation Resistance	DC 500V 100M ohm Min.			
Dielectric Strength	AC 1500V 1 minute			
Operation Temperature	-25°C~85°C.			
Switch Function	4P DPST ON-OFF With LED	Thickness	X	Y
		0.75...1.25	30.2-0.1	22.2+0.1
		1.25...2	30.4-0.1	22.2+0.1
		2...4	30.8-0.1	22.2+0.1

Switch on, green LED lighten



OFF Red ON Green



***MATERIAL:**

Frame: Black, Nylon 66 (94-V2)

Actuator: Clear, PC (94-V2)

Terminals: Silver plated, Copper alloy

Waterproof Rubber: Silicone

***Waterproof: IP56**

Tolerance: ±0.3mm unless otherwise specified

RoHS Compliant

CW INDUSTRIES
Southampton, Pa. 18966
Tel 215.355.7080/www.cwind.com

Date Drawn: 9/19/08

Rev. 0

Unit: mm

Checked By: GG

Title: **ROCKER SWITCH**

CW P/N: **GRB285A8L101GR4**

Mouser Electronics

Authorized Distributor

Click to View Pricing, Inventory, Delivery & Lifecycle Information:

[CW Industries:](#)

[GRB285A8L101GR4](#)