

# Series 450G

## 24mm Guitar Potentiometer

- Robust Construction
- Proprietary Anti-Static Lube
- Brass Shaft & Bushing
- Smooth Rotational Feel
- Wide Selection of Tapers
- Reduced Shaft Wobble
- Solderable Rear Cover
- Low Noise Output



### Description

The Series 450G Guitar Potentiometer is the same robust high-quality guitar potentiometer that has become the industry standard for top guitar manufacturers. Featuring reduced shaft wobble, low noise output, and smooth rotational feel, the Series 450G is supplied with standard tin-plated rear cover and solder lug terminals. Options include various shaft and bushing lengths, shaft trim options, and a wide variety of standard resistance values and tapers to suit guitar design requirements.

### Ordering Information

Series	Terminal Style	Bushing Length	Shaft Length	Shaft Trim	Resistance Code	Resistance Tolerance	Taper	Torque																																																																														
450G	T	2	4	K	504	B	4	S																																																																														
<table><tr><th>Code</th><th>Spec.</th></tr><tr><td>T</td><td>Solder lug</td></tr></table>		Code	Spec.	T	Solder lug	<table><tr><th>Code</th><th>Spec.</th></tr><tr><td>2</td><td>.250" (6.35mm)</td></tr><tr><td>3</td><td>.375" (9.53mm)</td></tr><tr><td>4</td><td>.500" (12.7mm)</td></tr><tr><td>5</td><td>.625" (15.9mm)</td></tr><tr><td>6</td><td>.750" (19.1mm)</td></tr><tr><td colspan="2">Diameter: 3/8"- 32UNEF-2A</td></tr></table>	Code	Spec.	2	.250" (6.35mm)	3	.375" (9.53mm)	4	.500" (12.7mm)	5	.625" (15.9mm)	6	.750" (19.1mm)	Diameter: 3/8"- 32UNEF-2A		<table><tr><th>Code</th><th>Spec.</th></tr><tr><td>R</td><td>Round</td></tr><tr><td>F</td><td>Flat</td></tr><tr><td>K</td><td>Split Knurl</td></tr></table>	Code	Spec.	R	Round	F	Flat	K	Split Knurl	<table><tr><th>Code</th><th>Resistance</th></tr><tr><td>253</td><td>25 kΩ</td></tr><tr><td>503</td><td>50 kΩ</td></tr><tr><td>104</td><td>100 kΩ</td></tr><tr><td>254</td><td>250 kΩ</td></tr><tr><td>504</td><td>500 kΩ</td></tr><tr><td>105</td><td>1 MΩ</td></tr></table>	Code	Resistance	253	25 kΩ	503	50 kΩ	104	100 kΩ	254	250 kΩ	504	500 kΩ	105	1 MΩ	<table><tr><th>Code</th><th>Spec.</th></tr><tr><td>A</td><td>±10%</td></tr><tr><td>B</td><td>±20%</td></tr></table>	Code	Spec.	A	±10%	B	±20%	<table><tr><th>Code</th><th>Spec.</th><th>Curve</th></tr><tr><td>1</td><td>Linear</td><td>Std. D</td></tr><tr><td>2</td><td>10% Audio</td><td>A</td></tr><tr><td>3</td><td>Linear</td><td>Spl. D</td></tr><tr><td>4</td><td>15% Audio</td><td>B</td></tr><tr><td>5</td><td>5% Audio</td><td>C</td></tr><tr><td>6</td><td>20% Audio</td><td>BD</td></tr><tr><td>7</td><td>25% Audio</td><td>H</td></tr><tr><td>8</td><td>30% Audio</td><td>J</td></tr></table>	Code	Spec.	Curve	1	Linear	Std. D	2	10% Audio	A	3	Linear	Spl. D	4	15% Audio	B	5	5% Audio	C	6	20% Audio	BD	7	25% Audio	H	8	30% Audio	J	<table><tr><th>Code</th><th>Spec.</th></tr><tr><td>S</td><td>Standard</td></tr><tr><td>L</td><td>Low Torque</td></tr></table>	Code	Spec.	S	Standard	L	Low Torque
Code	Spec.																																																																																					
T	Solder lug																																																																																					
Code	Spec.																																																																																					
2	.250" (6.35mm)																																																																																					
3	.375" (9.53mm)																																																																																					
4	.500" (12.7mm)																																																																																					
5	.625" (15.9mm)																																																																																					
6	.750" (19.1mm)																																																																																					
Diameter: 3/8"- 32UNEF-2A																																																																																						
Code	Spec.																																																																																					
R	Round																																																																																					
F	Flat																																																																																					
K	Split Knurl																																																																																					
Code	Resistance																																																																																					
253	25 kΩ																																																																																					
503	50 kΩ																																																																																					
104	100 kΩ																																																																																					
254	250 kΩ																																																																																					
504	500 kΩ																																																																																					
105	1 MΩ																																																																																					
Code	Spec.																																																																																					
A	±10%																																																																																					
B	±20%																																																																																					
Code	Spec.	Curve																																																																																				
1	Linear	Std. D																																																																																				
2	10% Audio	A																																																																																				
3	Linear	Spl. D																																																																																				
4	15% Audio	B																																																																																				
5	5% Audio	C																																																																																				
6	20% Audio	BD																																																																																				
7	25% Audio	H																																																																																				
8	30% Audio	J																																																																																				
Code	Spec.																																																																																					
S	Standard																																																																																					
L	Low Torque																																																																																					
		<table><tr><th>Code</th><th>Spec.</th></tr><tr><td>4</td><td>.500" (12.7mm)</td></tr><tr><td>5</td><td>.625" (15.9mm)</td></tr><tr><td>6</td><td>.750" (19.1mm)</td></tr><tr><td>7</td><td>.875" (22.2mm)</td></tr><tr><td>8</td><td>1.000" (25.4mm)</td></tr><tr><td>9</td><td>1.125" (28.6mm)</td></tr><tr><td colspan="2">Diameter: .250"</td></tr></table>	Code	Spec.	4	.500" (12.7mm)	5	.625" (15.9mm)	6	.750" (19.1mm)	7	.875" (22.2mm)	8	1.000" (25.4mm)	9	1.125" (28.6mm)	Diameter: .250"																																																																					
Code	Spec.																																																																																					
4	.500" (12.7mm)																																																																																					
5	.625" (15.9mm)																																																																																					
6	.750" (19.1mm)																																																																																					
7	.875" (22.2mm)																																																																																					
8	1.000" (25.4mm)																																																																																					
9	1.125" (28.6mm)																																																																																					
Diameter: .250"																																																																																						

## Electrical Specifications

Parameter	Conditions & Remarks	Min.	Max.	Unit
Resistance Range	Linear and Audio	25k	1 Meg	$\Omega$
Resistance Tolerance	Standard	-20	+20	%
	Special	-10	+10	%
Power Rating	@ 55°C		0.25	watt
Resistance Tapers	See resistance tapers chart			

## Mechanical and Environmental

Parameter	Conditions & Remarks	Min.	Max.	Unit
Operating Temperature Range		-10	+80	°C
Rotational Life	Standard	10,000		cycles
	Special	100,000		cycles
Rotational Torque	Standard	0.75	6.0	in-oz
	Low	0.50	2.0	in-oz
Mechanical Angle			300	°
Stop Strength		9		in-lb
Push-Pull Strength of Shaft:	30 lb for 10 seconds			
Soldering Condition:	Maximum temperature of 260°C for 5 seconds			
Packaging:	Standard cardboard box packaging			

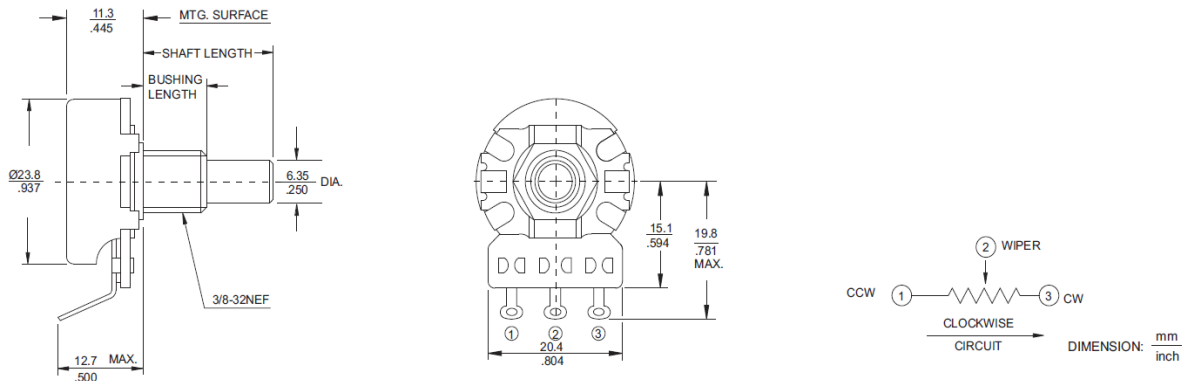
All testing is performed at room ambient conditions except as noted. Users should verify device actual performance in their specific applications.

This product is compliant to RoHS3 Directive 2015/863 Amendments of Annex II on 31 March 2015, and REACH SVHC Directive EC 1907/2006 Amendments of Annex XIV & Annex XVII on 15 January 2018.

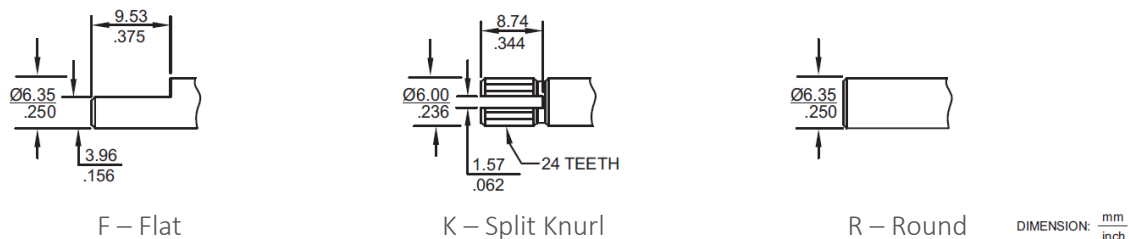
Custom and value-added options available on request. Please contact your sales representative for additional information.

## Electrical and Mechanical Specifications

### Series 450G Metal Shaft, Bushing Mount, Solder Lug Terminals

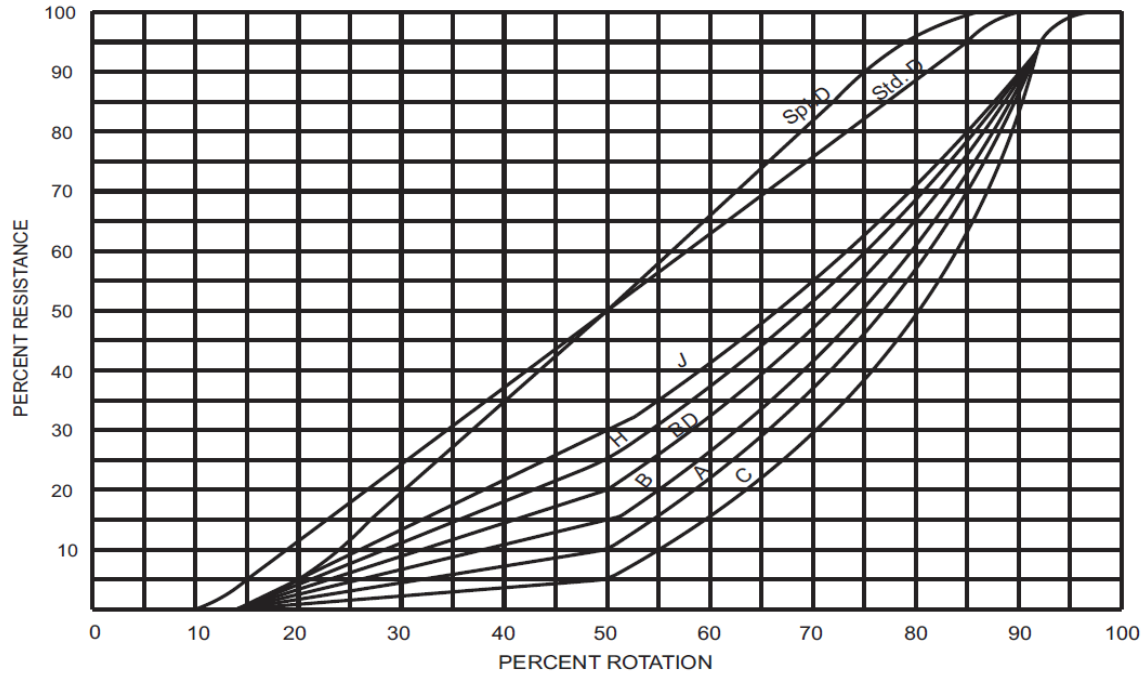


### Shaft Diameter and Trim Options



## Electrical and Mechanical Specifications

### Resistance Taper Options



#### Standard Linear and Tapered Curves (no taps)

CTS Curve No.	% Resistance @ 50% Rotation
Std. D	50%
Spl. D (EIA "S" Curve)	50%
C	5%
A	10%
B	15%
BD	20%
H	25%
J	30%

# Mouser Electronics

Authorized Distributor

Click to View Pricing, Inventory, Delivery & Lifecycle Information:

CTS:

[450GT25K254A2L](#) [450GT25R254A2L](#)