



Series 225F

7.2 x 7.2mm IP67 Rated Tactile Switch

- Surface mount gull-wing terminal configurations
- Compatible with IR reflow, and manual soldering
- IP67 protection
- Excellent tactile feel



Ordering Information

Series	Terminal Type	Actuating Direction	Actuator Height "L"	Actuation Force	Packaging																				
225F	M	V	A	A	R																				
<div><div><table><tr><th>Code</th><th>Spec.</th></tr><tr><td>M</td><td>Surface mount gull wing</td></tr></table></div><div><table><tr><th>Code</th><th>Spec.</th></tr><tr><td>V</td><td>Vertical</td></tr></table></div><div><table><tr><th>Code</th><th>Spec.</th></tr><tr><td>A</td><td>4.3mm</td></tr></table></div><div><table><tr><th>Code</th><th>Spec.</th></tr><tr><td>A</td><td>110 gf, gray</td></tr></table></div><div><table><tr><th>Code</th><th>Spec.</th></tr><tr><td>R</td><td>Tape & reel packaging</td></tr></table></div></div>						Code	Spec.	M	Surface mount gull wing	Code	Spec.	V	Vertical	Code	Spec.	A	4.3mm	Code	Spec.	A	110 gf, gray	Code	Spec.	R	Tape & reel packaging
Code	Spec.																								
M	Surface mount gull wing																								
Code	Spec.																								
V	Vertical																								
Code	Spec.																								
A	4.3mm																								
Code	Spec.																								
A	110 gf, gray																								
Code	Spec.																								
R	Tape & reel packaging																								

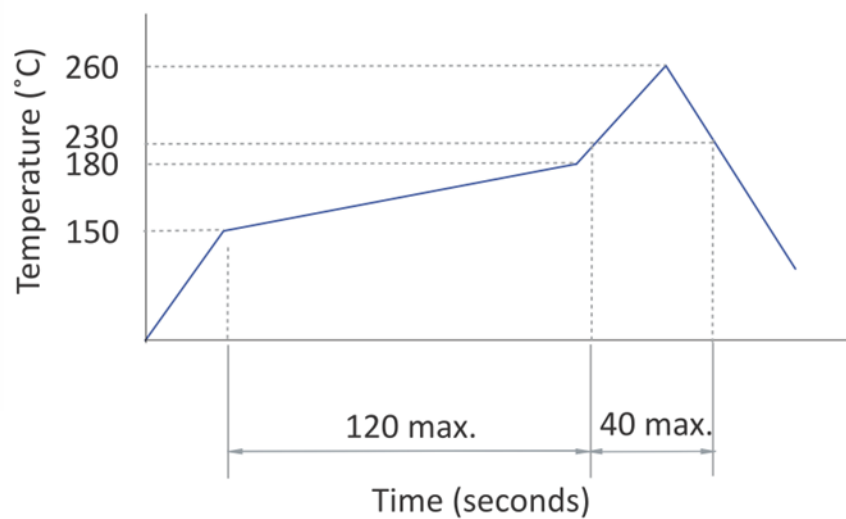
Electrical Specifications

Parameter	Conditions & Remarks	Min	Max	Unit
Contact Resistance			50	milliohms
Insulation Resistance	Between insulated terminals	100		megohms
Dielectric Strength	250 VAC between adjacent switches		1	minute
Nonswitching Rating			50 or 12	mA or VDC

Mechanical and Environmental

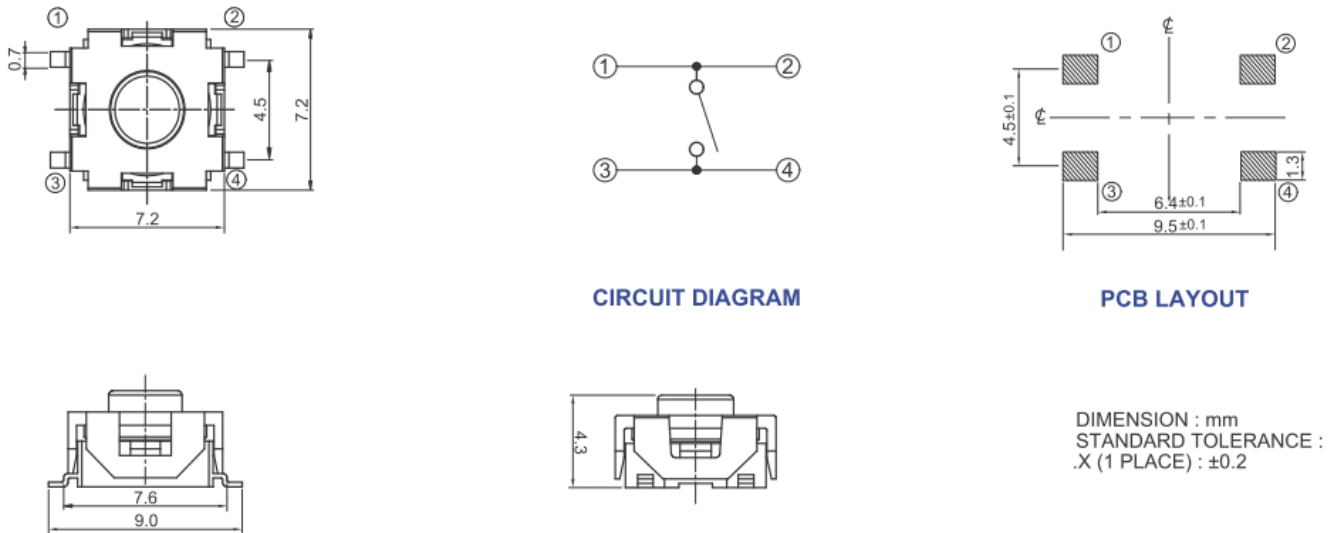
Soldering	Maximum reflow temperature, 260°C for 5 seconds Maximum manual temperature, 350°C for 3 seconds
RoHS	Lead-Free. Fully compliant to RoHS Directive 2011/65/EU
Operating Force	110±36 gf
Actuation Life	100,000 cycles
Actuator Strength	2 Kgf maximum
Travel	0.25±0.1mm
Packaging	Standard tape and reel packaging
Operating Temperature Range	-40°C to +85°C
Storage Temperature Range	-40°C to +85°C
Ingress Protection	IP67

Soldering Profile



Mechanical Specifications

Figure 1 – 225FMV, Standard Though Hole, Actuator Height 4.3mm

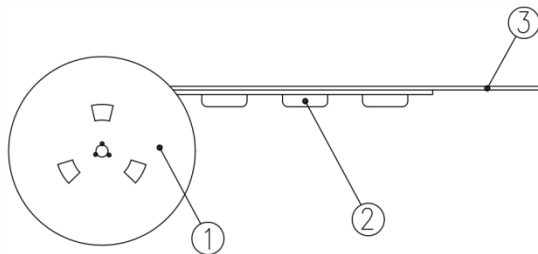


Packing: Tape and Reel

Surface Mount Gull Wing, Actuator Height 4.3mm

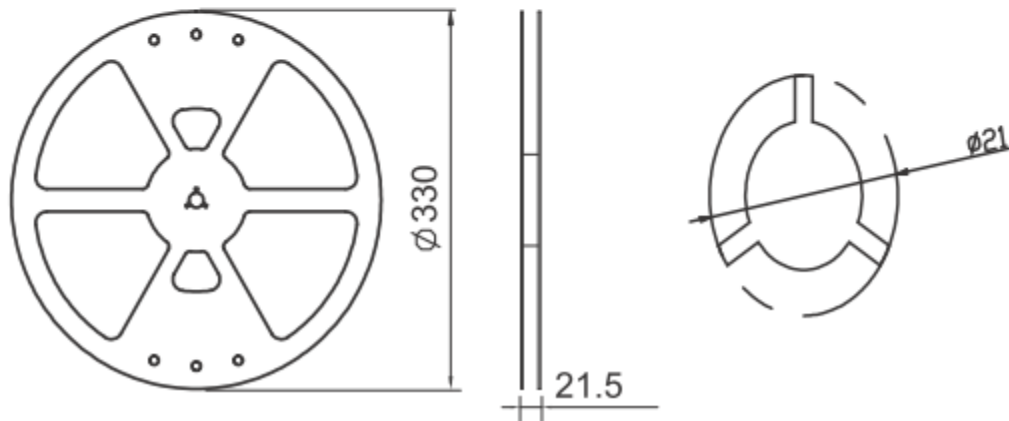
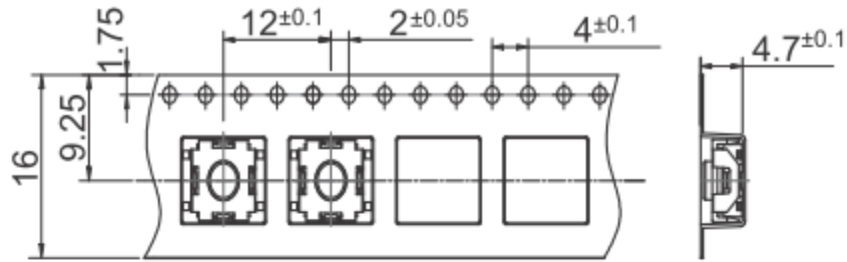
The packing specifications:

1. Structure and materials:



No	PART NAME	MATERIAL
①	REEL	POLYSTYRENE
②	CARRIER TAPE	POLYSTYRENE
③	COVER TAPE	POLYESTER

2. Packing quantity: 1,000 pcs/reel
3. More than 10 empty pockets should remain at each end of the carrier tape for each reel.
4. Shortage of less than 10 pcs a reel is acceptable but no more than 3 consecutive empty pockets are allowed.
5. Stripping strength of cover tape is between 10 gf to 130 gf and stripping angle should be within 165°~180°.
6. The product in the pocket of carrier tape should be placed in a specified correct position.
7. Tape and reel per EIA-481.
8. Dimensions:



Mouser Electronics

Authorized Distributor

Click to View Pricing, Inventory, Delivery & Lifecycle Information:

CTS:

[225FMVAAR](#)