

Series 222L

6.2 x 6.2mm IP67 Rated Tactile Switch

- Surface mount gull wing and J-bend terminal configurations
- Compatible with IR reflow, and manual soldering
- Variety of operating force & actuator height options
- IP67 protection
- Silicone rubber actuator
- Long life
- Excellent tactile feel



Ordering Information

Series	Terminal Type	Actuating Direction	Actuator Height “L”	Actuation Force	Packaging																						
222L	M	V	A	A	R																						
<div><div><div><table><tr><th>Code</th><th>Spec.</th></tr><tr><td>M</td><td>Surface mount gull wing</td></tr><tr><td>J</td><td>Surface mount J bend</td></tr></table></div><div><table><tr><th>Code</th><th>Spec.</th></tr><tr><td>V</td><td>Vertical</td></tr></table></div><div><table><tr><th>Code</th><th>Spec.</th></tr><tr><td>A</td><td>4.3mm</td></tr></table></div><div><table><tr><th>Code</th><th>Spec.</th></tr><tr><td>A</td><td>225 gf, blue</td></tr></table></div><div><table><tr><th>Code</th><th>Spec.</th></tr><tr><td>R</td><td>Tape & reel packaging</td></tr></table></div></div></div>						Code	Spec.	M	Surface mount gull wing	J	Surface mount J bend	Code	Spec.	V	Vertical	Code	Spec.	A	4.3mm	Code	Spec.	A	225 gf, blue	Code	Spec.	R	Tape & reel packaging
Code	Spec.																										
M	Surface mount gull wing																										
J	Surface mount J bend																										
Code	Spec.																										
V	Vertical																										
Code	Spec.																										
A	4.3mm																										
Code	Spec.																										
A	225 gf, blue																										
Code	Spec.																										
R	Tape & reel packaging																										

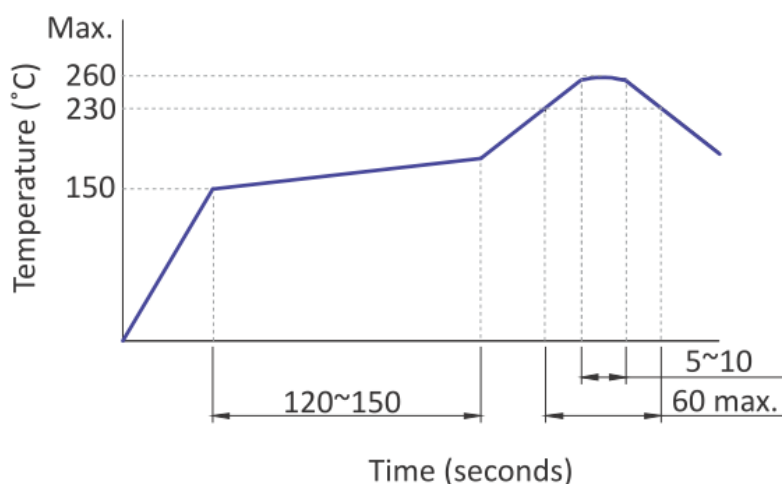
Electrical Specifications

Parameter	Conditions & Remarks	Min	Max	Unit
Contact Resistance			100	milliohms
Insulation Resistance	Between insulated terminals	1000		megohms
Dielectric Strength	250 VAC between adjacent switches		1	minute
Nonswitching Rating			50 or 32	mA or VDC

Mechanical and Environmental

Soldering	Maximum reflow temperature, 260°C for 5 seconds Maximum manual temperature, 350°C for 3 seconds
RoHS	Lead-Free. Fully compliant to RoHS Directive 2011/65/EU
Operating Force	225±75 gf
Actuation Life	300,000 cycles
Actuator Strength	3 Kgf maximum
Travel	0.3±0.2mm
Packaging	Standard tape and reel packaging
Operating Temperature Range	-40°C to +85°C
Storage Temperature Range	-40°C to +85°C
Waterproof Grade	IP67

Soldering Profile



Mechanical Specifications

Figure 1 – 222LMV, Surface Mount Gull Wing, Actuator Height 4.3mm

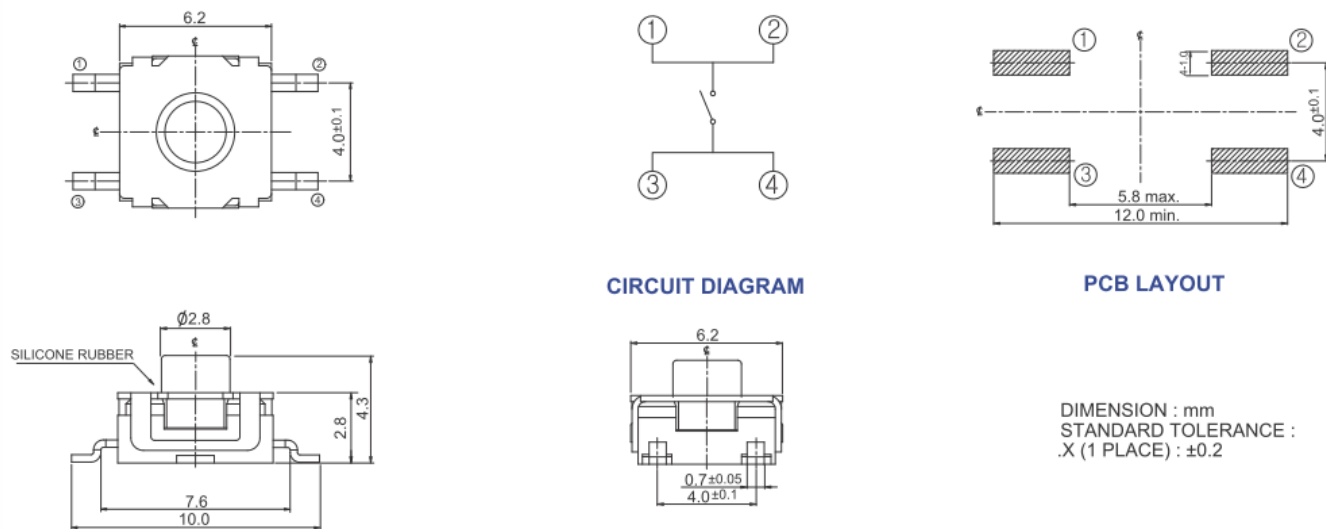
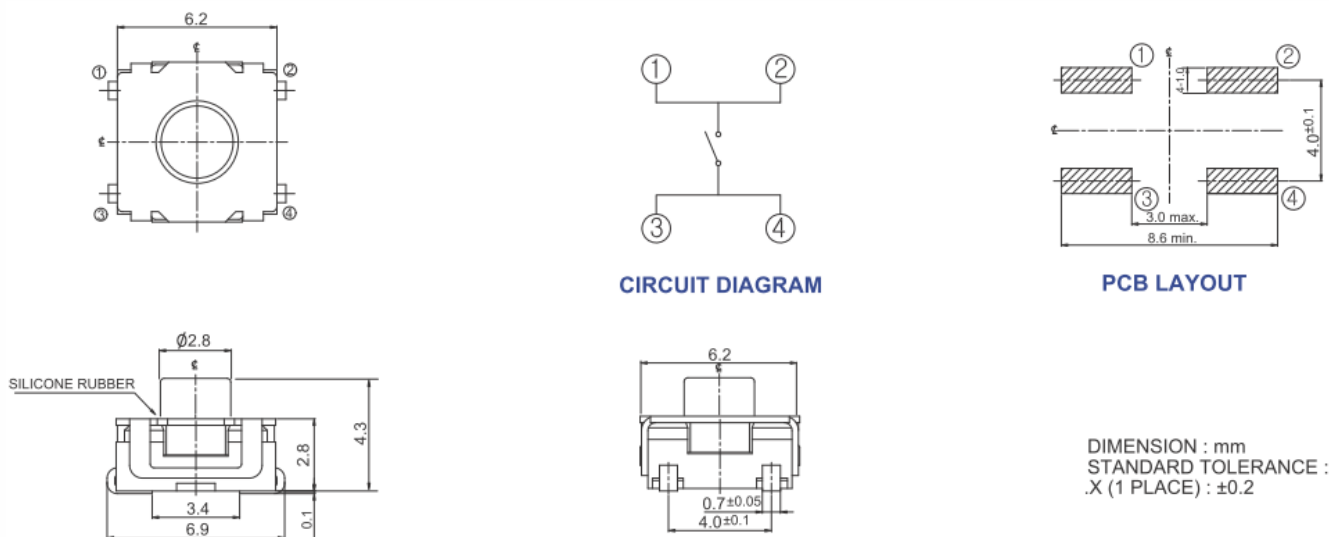


Figure 2 – 222LJV, Surface Mount J Bend, Actuator Height 4.3mm

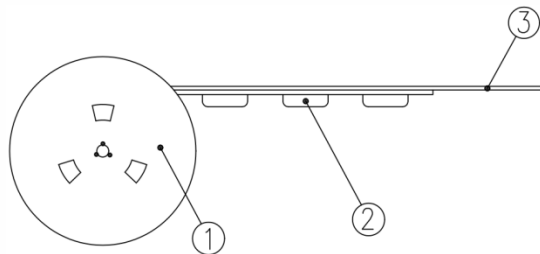


Packing: Tape and Reel

Surface Mount Gull Wing/J-Bend, Actuator Height 4.3mm

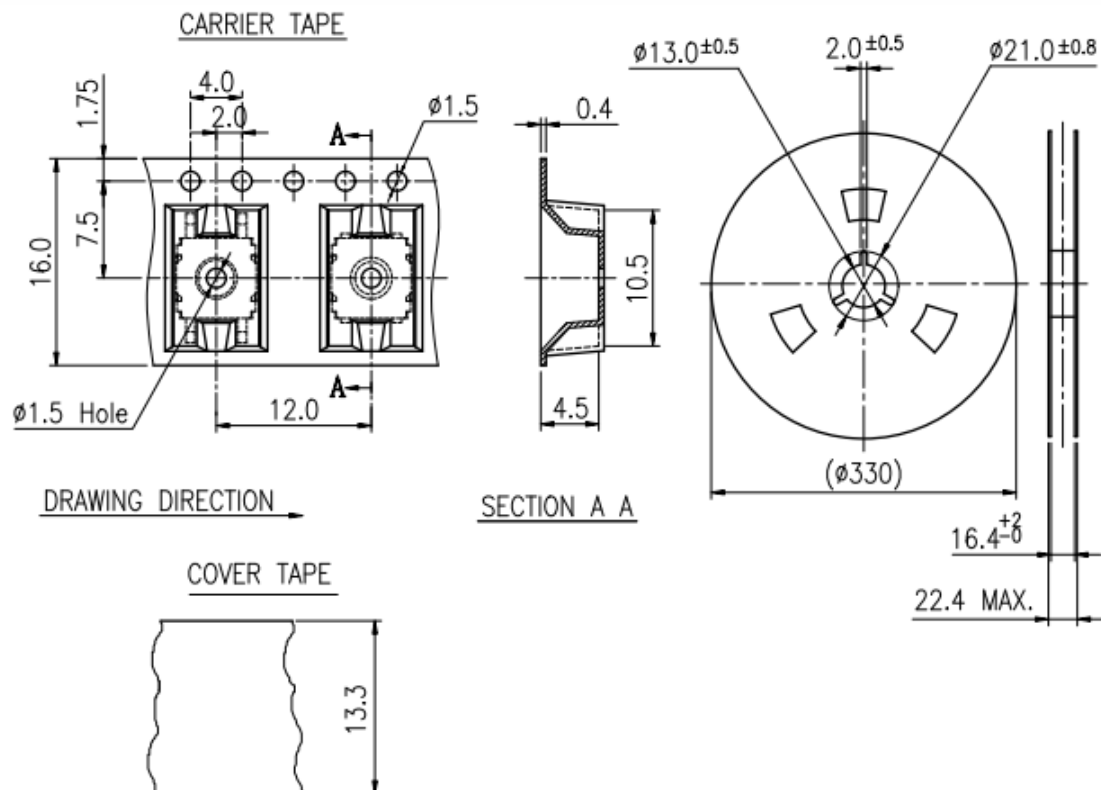
The packing specifications:

1. Structure and materials:



No	PART NAME	MATERIAL
①	REEL	POLYSTYRENE
②	CARRIER TAPE	POLYSTYRENE
③	COVER TAPE	POLYESTER

- Packing quantity: 1,000 pcs/reel
- More than 10 empty pockets should remain at each end of the carrier tape for each reel.
- Shortage of less than 10 pcs a reel is acceptable but no more than 3 consecutive empty pockets are allowed.
- Stripping strength of cover tape is between 10 gf to 130 gf and stripping angle should be within 165°~180°.
- The product in the pocket of carrier tape should be placed in a specified correct position.
- Tape and reel per EIA-481.
- Dimensions:



Mouser Electronics

Authorized Distributor

Click to View Pricing, Inventory, Delivery & Lifecycle Information:

CTS:

[222LMVAAR](#) [222LJVAAR](#)