

Series 222J

6.2 x 6.2mm IP67 Rated Tactile Switch

- Surface mount gull wing and J-bend terminal configurations
- Compatible with IR reflow, and manual soldering
- Variety of operating force & actuator height options
- IP67 protection
- Silicone rubber actuator
- Long life
- Excellent tactile feel



Ordering Information

Series	Terminal Type	Actuating Direction	Actuator Height "L"	Actuation Force	Packaging	Contact and Terminal Plating																																
222J	M	V	A	A	R	D																																
<div>↓</div> <table><tr><th>Code</th><th>Spec.</th></tr><tr><td>M</td><td>Surface mount gull wing</td></tr><tr><td>J</td><td>Surface mount J-bend</td></tr></table>		Code	Spec.	M	Surface mount gull wing	J	Surface mount J-bend	<div>↓</div> <table><tr><th>Code</th><th>Spec.</th></tr><tr><td>V</td><td>Vertical</td></tr></table>	Code	Spec.	V	Vertical	<div>↓</div> <table><tr><th>Code</th><th>Spec.</th></tr><tr><td>A</td><td>3.5mm</td></tr></table>	Code	Spec.	A	3.5mm	<div>↓</div> <table><tr><th>Code</th><th>Spec.</th></tr><tr><td>A</td><td>200 gf, white</td></tr><tr><td>B</td><td>350 gf, white</td></tr><tr><td>C</td><td>160 gf, black</td></tr></table>	Code	Spec.	A	200 gf, white	B	350 gf, white	C	160 gf, black	<div>↓</div> <table><tr><th>Code</th><th>Spec.</th></tr><tr><td>R</td><td>Tape & reel packaging</td></tr></table>	Code	Spec.	R	Tape & reel packaging	<div>↓</div> <table><tr><th>Code</th><th>Spec.</th></tr><tr><td>Blank</td><td>Silver</td></tr><tr><td>D</td><td>Gold (not available for 160gf option)</td></tr></table>	Code	Spec.	Blank	Silver	D	Gold (not available for 160gf option)
Code	Spec.																																					
M	Surface mount gull wing																																					
J	Surface mount J-bend																																					
Code	Spec.																																					
V	Vertical																																					
Code	Spec.																																					
A	3.5mm																																					
Code	Spec.																																					
A	200 gf, white																																					
B	350 gf, white																																					
C	160 gf, black																																					
Code	Spec.																																					
R	Tape & reel packaging																																					
Code	Spec.																																					
Blank	Silver																																					
D	Gold (not available for 160gf option)																																					

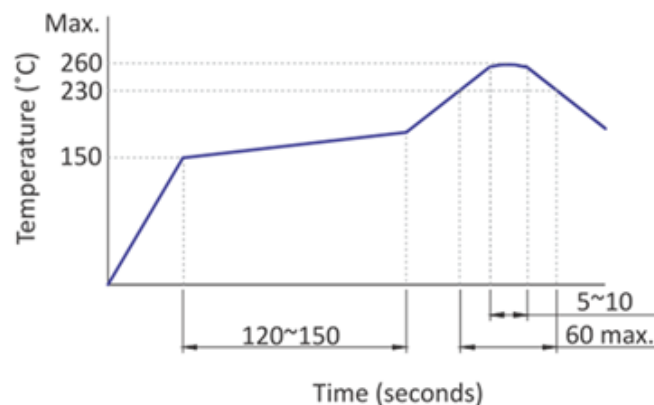
Electrical Specifications

Parameter	Conditions & Remarks	Min	Max	Unit
Contact Resistance			100	milliohms
Insulation Resistance	Between insulated terminals	1000		megohms
Dielectric Strength	250 VAC between adjacent switches		1	minute
Nonswitching Rating (Silver)			50 or 32	mA or VDC
Nonswitching Rating (Gold)			10 or 32	mA or VDC

Mechanical and Environmental

Soldering	Maximum reflow temperature, 260°C for 5 seconds Maximum manual temperature, 350°C for 3 seconds
RoHS	Lead-Free. Fully compliant to RoHS Directive 2011/65/EU
Operating Force	160±50 gf 200±50 gf 350±90 gf
Actuation Life	160 gf: 1,000,000 cycles 200 gf: 500,000 cycles 350 gf: 300,000 cycles
Actuator Strength	3 Kgf maximum
Travel	0.35±0.2mm (160 gf) 0.35 ^{+0.3} _{-0.1} mm (200gf) 0.5±0.2mm (350 gf)
Packaging	Standard tape and reel packaging
Operating Temperature Range (Silver)	-40°C to +85°C
Operating Temperature Range (Gold)	-40°C to +125°C
Storage Temperature Range (Silver)	-40°C to +85°C
Storage Temperature Range (Gold)	-55°C to +125°C
Waterproof Grade	IP67

Soldering Profile



Mechanical Specifications

Figure 1 – 222JMV, Surface Mount Gull Wing, Actuator Height 3.5mm

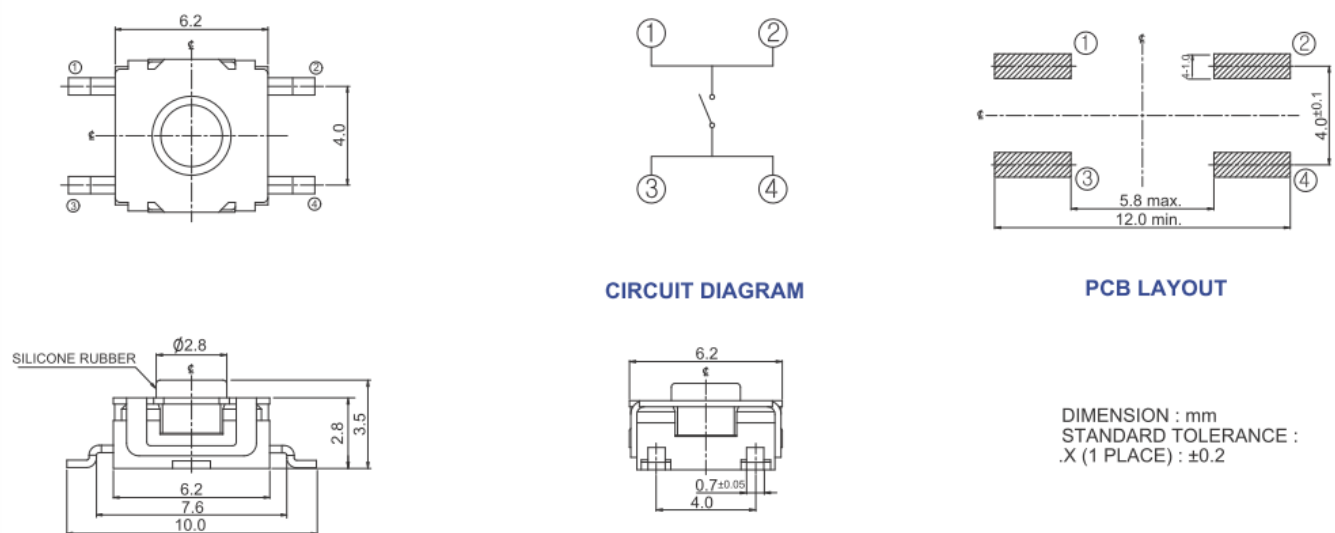
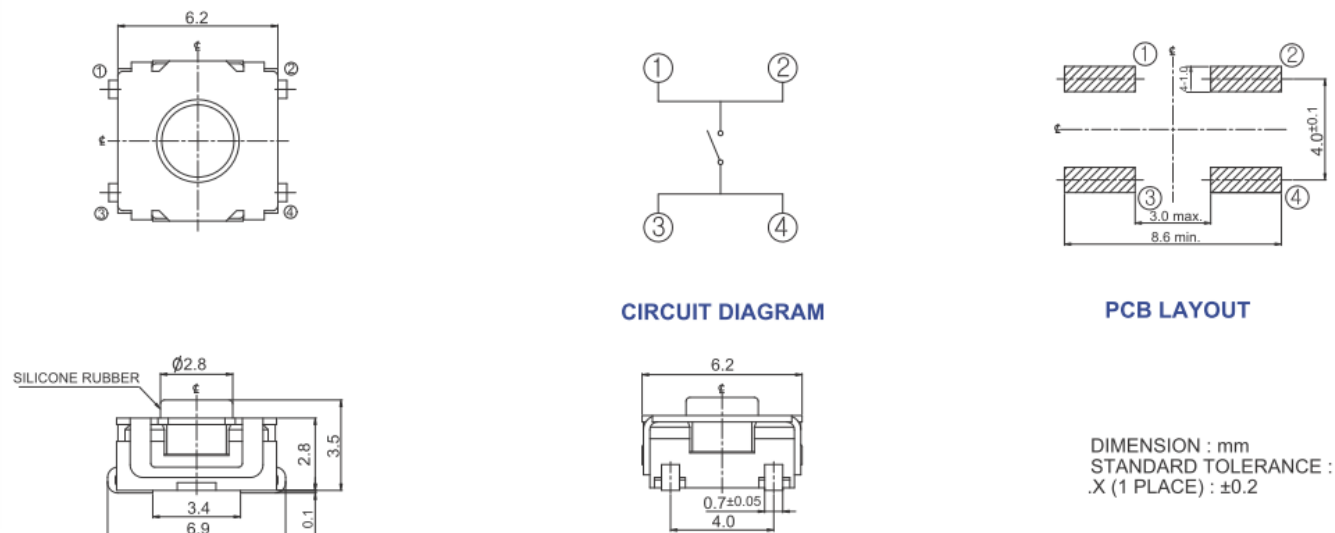


Figure 2 – 222JJV, Surface Mount J-Bend Terminal, Actuator Height 3.5mm

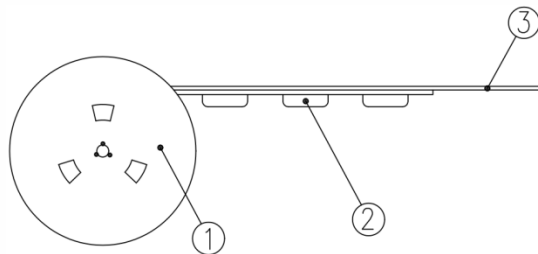


Packing: Tape and Reel

Surface Mount Gull Wing/J-Bend, Actuator Height 3.5mm

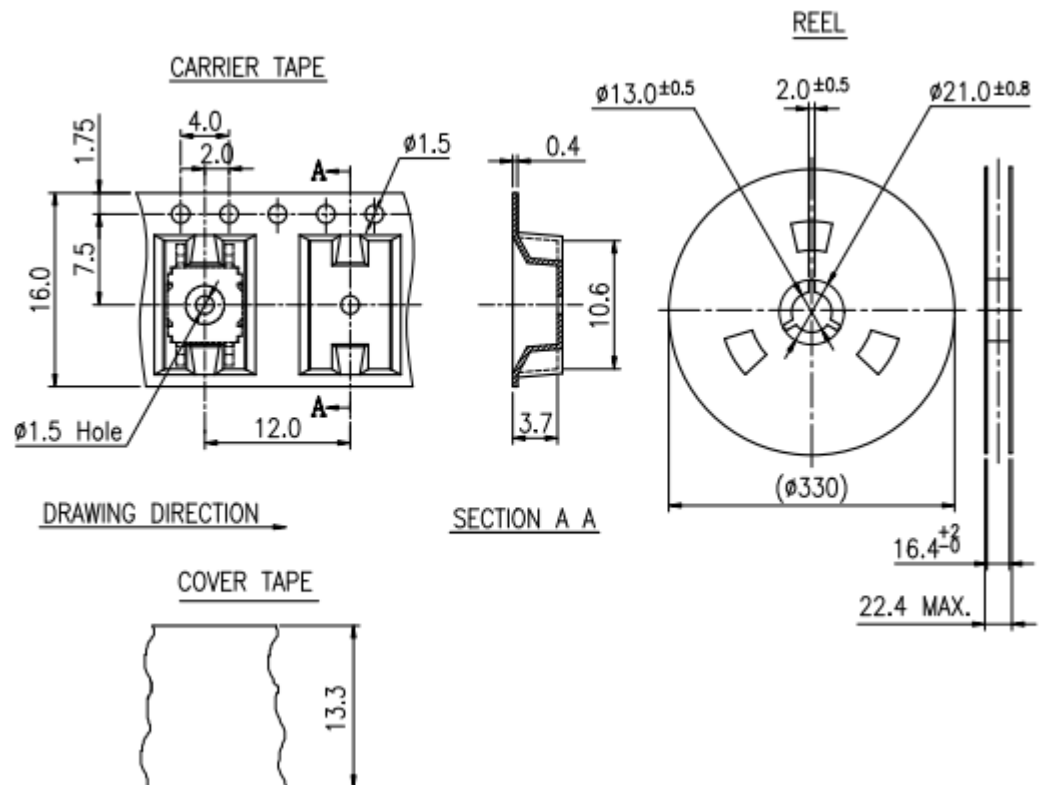
The packing specifications:

1. Structure and materials:



No	PART NAME	MATERIAL
①	REEL	POLYSTYRENE
②	CARRIER TAPE	POLYSTYRENE
③	COVER TAPE	POLYESTER

- Packing quantity: 1,500 pcs/reel
- More than 10 empty pockets should remain at each end of the carrier tape for each reel.
- Shortage of less than 10 pcs a reel is acceptable but no more than 3 consecutive empty pockets are allowed.
- Stripping strength of cover tape is between 10 gf to 130 gf and stripping angle should be within 165°~180°.
- The product in the pocket of carrier tape should be placed in a specified correct position.
- Tape and reel per EIA-481.
- Dimensions:



Mouser Electronics

Authorized Distributor

Click to View Pricing, Inventory, Delivery & Lifecycle Information:

CTS:

[222JJVAAR](#) [222JMVABR](#) [222JJVABR](#) [222JJVACR](#) [222JMVAAR](#) [222JMVACR](#) [222JJVAARD](#) [222JJVABRD](#)