



Series 222C

6.2 x 6.2mm Compact Tactile Switch

- Surface mount gull wing and J-bend terminal configurations
- Compatible with IR reflow and manual soldering
- Variety of operating force & actuator height options



Ordering Information

Series	Terminal Type	Actuating Direction	Actuator Height "L"	Actuation Force	Packaging																												
222C	M	V	A	A	R																												
<div><div><div>↓</div><table><thead><tr><th>Code</th><th>Spec.</th></tr></thead><tbody><tr><td>M</td><td>Surface mount gullwing</td></tr><tr><td>J</td><td>Surface mount J-bend</td></tr></tbody></table></div><div><div>↓</div><table><thead><tr><th>Code</th><th>Spec.</th></tr></thead><tbody><tr><td>V</td><td>Vertical</td></tr></tbody></table></div><div><div>↓</div><table><thead><tr><th>Code</th><th>Spec.</th></tr></thead><tbody><tr><td>A</td><td>2.5mm</td></tr><tr><td>B</td><td>3.4mm</td></tr><tr><td>C</td><td>3.1mm</td></tr></tbody></table></div><div><div>↓</div><table><thead><tr><th>Code</th><th>Spec.</th></tr></thead><tbody><tr><td>A</td><td>160 gf, black</td></tr><tr><td>B</td><td>260 gf, white</td></tr></tbody></table></div><div><div>↓</div><table><thead><tr><th>Code</th><th>Spec.</th></tr></thead><tbody><tr><td>R</td><td>Tape & reel packaging</td></tr></tbody></table></div></div>						Code	Spec.	M	Surface mount gullwing	J	Surface mount J-bend	Code	Spec.	V	Vertical	Code	Spec.	A	2.5mm	B	3.4mm	C	3.1mm	Code	Spec.	A	160 gf, black	B	260 gf, white	Code	Spec.	R	Tape & reel packaging
Code	Spec.																																
M	Surface mount gullwing																																
J	Surface mount J-bend																																
Code	Spec.																																
V	Vertical																																
Code	Spec.																																
A	2.5mm																																
B	3.4mm																																
C	3.1mm																																
Code	Spec.																																
A	160 gf, black																																
B	260 gf, white																																
Code	Spec.																																
R	Tape & reel packaging																																

Notes: Contact CTS for other common features not listed.

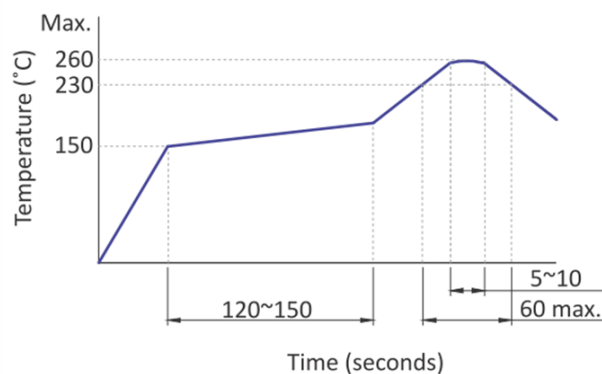
Electrical Specifications

Parameter	Conditions & Remarks	Min	Max	Unit
Contact Resistance			100	milliohms
Insulation Resistance	Between insulated terminals	100		Megohms
Dielectric Strength	1 minute between adjacent switches		250	VAC
Nonswitching Rating			50 or 12	mA or VDC

Mechanical and Environmental

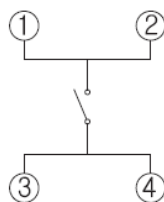
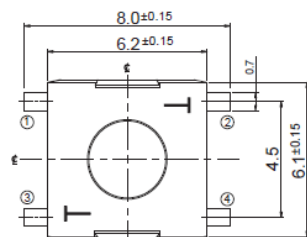
Soldering	Maximum reflow temperature, 260°C for 5 seconds Maximum manual temperature, 350°C for 3 seconds
RoHS	Lead-Free. Fully compliant to RoHS Directive 2011/65/EU
Operating Force	160±50 gf 260±50 gf
Actuation Life	160 gf: 1,000,000 cycles 260 gf: 500,000 cycles
Actuator Strength	3 Kgf maximum
Travel	0.25 ^{+0.2} _{-0.1} mm
Packaging	Standard tape and reel packaging
Operating Temperature Range	-40°C to +85°C
Storage Temperature Range	-40°C to +85°C

Soldering Profile

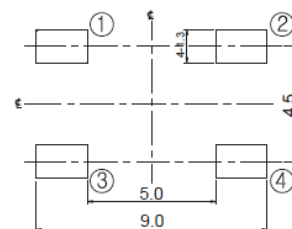


Mechanical Specifications

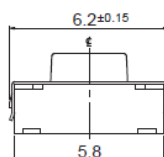
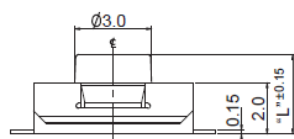
Figure 1 – 222CM, Surface Mount Gull Wing



CIRCUIT DIAGRAM

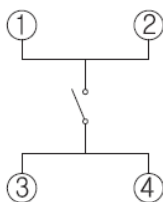
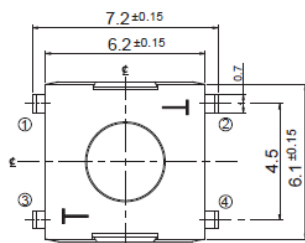


PCB LAYOUT

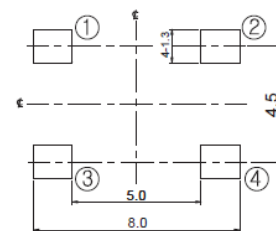


DIMENSION : mm
STANDARD TOLERANCE :
.X (1 PLACE) : ±0.10

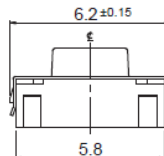
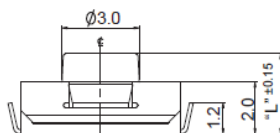
Figure 2 – 222CJ, Surface Mount J-Bend



CIRCUIT DIAGRAM



PCB LAYOUT



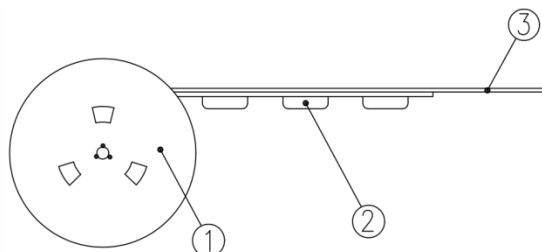
DIMENSION : mm
STANDARD TOLERANCE :
.X (1 PLACE) : ±0.10

Packing: Tape and Reel

Surface Mount Gull Wing/J Bend, 2.5mm Actuator Height

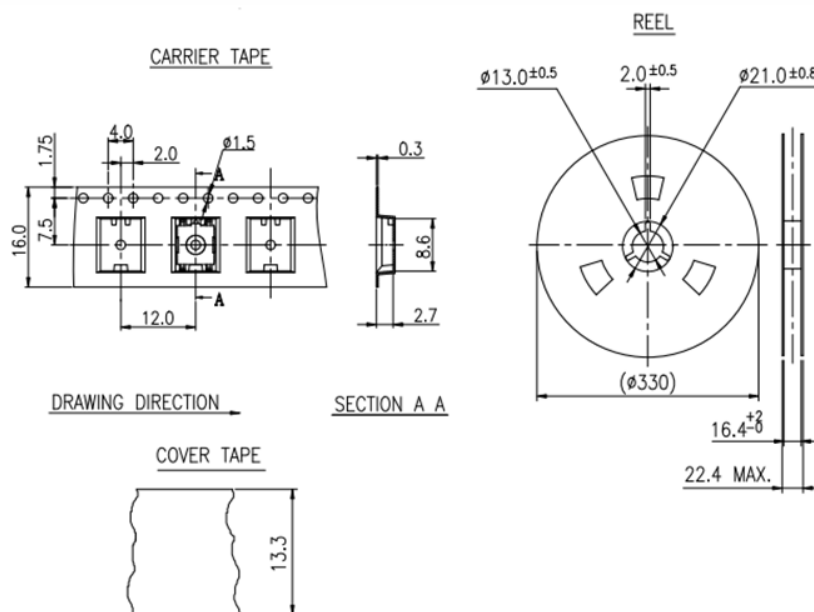
The packing specifications:

Structure and materials:



No	PART NAME	MATERIAL
①	REEL	POLYSTYRENE
②	CARRIER TAPE	POLYSTYRENE
③	COVER TAPE	POLYESTER

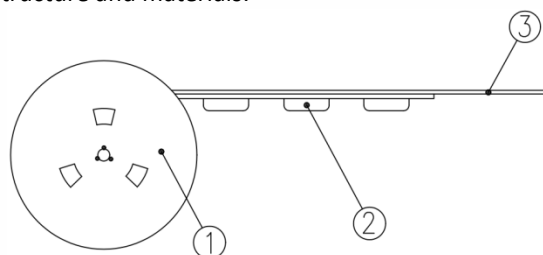
1. Packing quantity: 2,000 pcs/reel
2. More than 10 empty pockets should remain at each end of the carrier tape for each reel.
3. Shortage of less than 10 pcs a reel is acceptable but no more than 3 consecutive empty pockets are not allowed.
4. Stripping strength of cover tape is between 10 gf to 70 gf and stripping angle should be within 165°~180°.
5. The product in the pocket of carrier tape should be placed in a specified correct position.
6. Tape and reel per EIA-481.
7. Dimensions:



Surface Mount Gull Wing/J Bend, 3.1/3.4mm Actuator Height

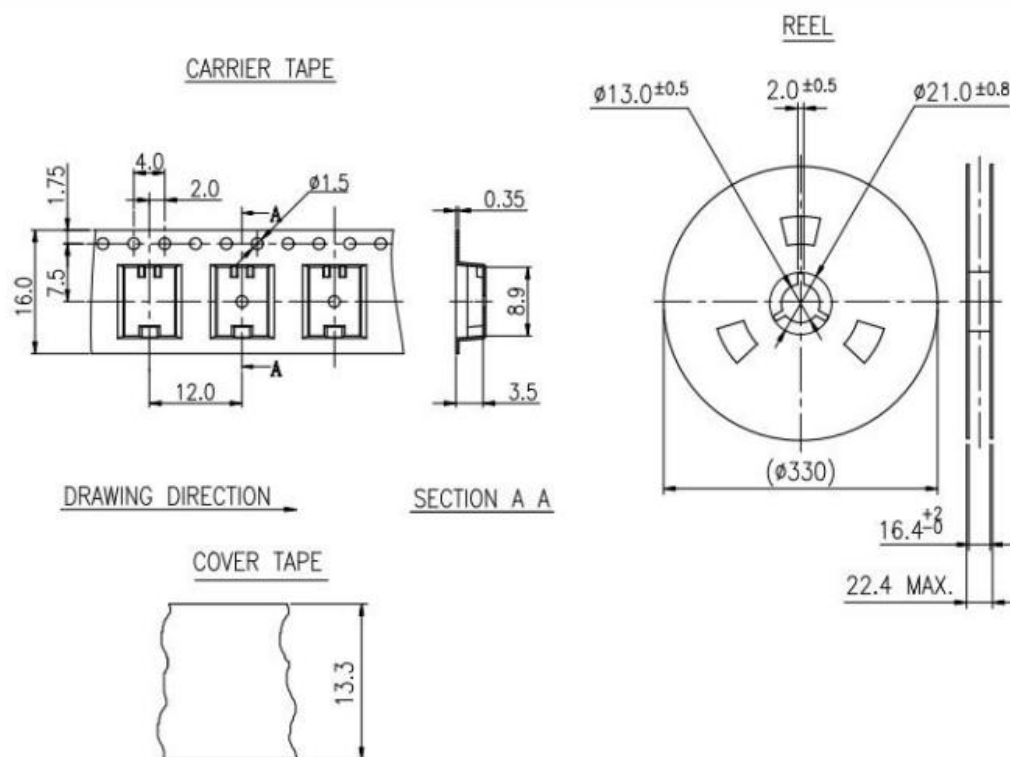
The packing specifications:

Structure and materials:



No	PART NAME	MATERIAL
①	REEL	POLYSTYRENE
②	CARRIER TAPE	POLYSTYRENE
③	COVER TAPE	POLYESTER

1. Packing quantity : 1,300 pcs/reel
2. More than 10 empty pockets should remain at each end of the carrier tape for each reel.
3. Shortage of less than 10 pcs a reel is acceptable but no more than 3 consecutive empty pockets are allowed.
4. Stripping strength of cover tape is between 10 gf to 70 gf and stripping angle should be within 165°~180°.
5. The product in the pocket of carrier tape should be placed in a specified correct position.
6. Tape and reel per EIA-481.
7. Dimensions:



Mouser Electronics

Authorized Distributor

Click to View Pricing, Inventory, Delivery & Lifecycle Information:

CTS:

[222CJVBAR](#) [222CJVAAR](#) [222CMVABR](#) [222CMVAAR](#) [222CJVBBR](#) [222CMVBRR](#) [222CJVABR](#) [222CMVBAR](#)
[222CJVCBR](#) [222CMVCAR](#) [222CMVCBR](#) [222CJVCAR](#) [223CMVAAR](#) [223CMVBAR](#) [223CMVCAR](#)