

Wireless Differential Pressure Sensors

General Description

The ALTA wireless differential pressure sensor measures the pressure difference between two input ports and transmits the measurement to iMonnit.

- Measurement range: -500 Pa to 500 Pa
- Calibrated and temperature compensated

Principle of Operation

The differential pressure sensor measures the pressure difference between two ports. When viewing the sensor from the top, the right inlet port is the positive or high side pressure input. When the pressure on this port is greater than the left port the sensor produces a negative pressure reading. When the pressure is greater on the left port the sensor produces a positive pressure reading.

Example Applications


- Building/Room Pressure
- Air Flow
- Variable Air Volume Filter Status
- Duct Pressure
- Clean Rooms
- Hospitals
- Fume Hoods
- Computer Rooms
- Many additional applications

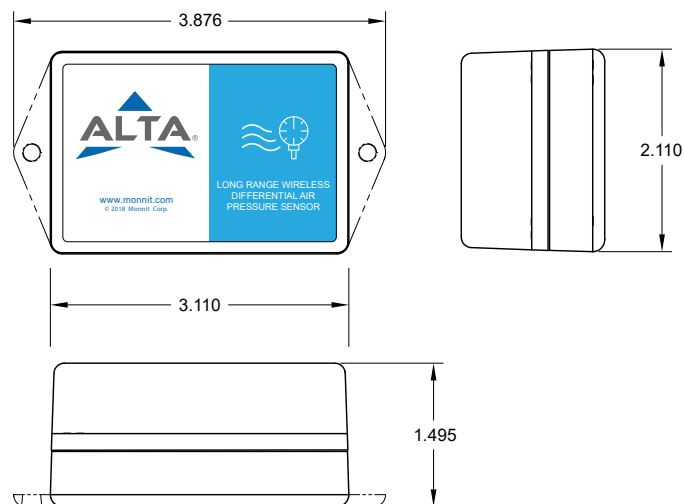
Features of Monnit ALTA Sensors

- Wireless range of 1,200+ feet through 12+ walls *
- Frequency-Hopping Spread Spectrum (FHSS)
- Improved interference immunity
- Improved power management for longer battery life ** (~8+ years on AA batteries)
- Encrypt-RF® Security (Diffie-Hellman Key Exchange + AES-128 CBC for sensor data messages)
- All ALTA sensors now have up to 3200 readings:
 - 10-minute heartbeats = 22 days
 - 2-hour heartbeats = 266 days
- Over-the-air updates (future proof)
- Free iMonnit basic online wireless sensor monitoring and notification system to configure sensors, view data and set alerts via SMS text and email

- * Actual range may vary depending on environment.
- ** Battery life is determined by sensor reporting frequency and other variables. Other power options are also available.

Wireless Range Comparison





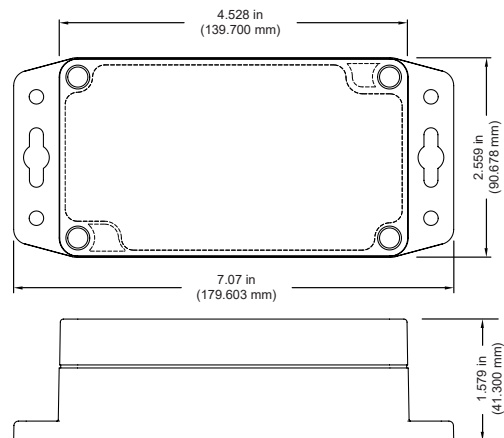
ALTA Differential Pressure Sensor | Technical Specifications

| | |
|---|--|
| Supply voltage | 2.7–3.8 VDC (3.0–3.8 VDC using power supply) * |
| Current consumption | 0.2 μ A (sleep mode), 0.7 μ A (RTC sleep), 570 μ A (MCU idle), 2.5 mA (MCU active), 5.5 mA (radio RX mode), 22.6 mA (radio TX mode) |
| Operating temperature range (commercial version) ** | -18°C to 55°C (0°F to 130°F) with Alkaline Batteries -40°C to 85°C (-40°F to 185°F) with Lithium Battery |
| Power | Line Power with Battery Backup & Switch |
| Pressure range | -500 Pa to 500 Pa |
| Allowable overpressure | 100 kPa |
| Rated burst pressure | 500 kPa |
| Max humidity for long-term exposure | 40°C dew point |
| Accuracy | 3% of reading +/- 0.1 Pa |
| Span repeatability | 0.5% of reading |
| Span shift due to temperature variation | < 0.5% of reading per 10°C |
| Offset stability | < 0.05 Pa/year |
| Calibrated for | Air, N2 |
| Media compatibility | Air, N2, O2, non-condensing |
| Temperature measurement range | -40°C to 85°C (-40°F to +185°F) |
| Calibrated temperature measurement range | -20°C to 85°C (-4°F to +185°F) |
| Temperature resolution | 0.1°C |
| Temperature accuracy | +/- 2°C (-10°C to +60°C) +/- 3°C (-40°C to +85°C) |
| Temperature repeatability | +/- 0.1°C |
| Integrated memory | Up to 3200 sensor messages |
| Wireless range | 1,200+ ft non-line-of-sight |
| Wireless operation | 900 MHz—Frequency-Hopping Spread Spectrum 868 MHz and 433 MHz—Frequency-Agile Wireless |
| Security | Encrypt-RF® (256-bit key exchange and AES-128 CTR) |
| Weight | 3.7 ounces |
| Certifications | 900 MHz product; FCC ID: ZTL-G2SC1 and IC: 9794A-G2SC1. 868 and 433 MHz product tested and found to comply with: EN 300 220-2 V3.1.1 (2017-02), EN 300 220-2 V3.1.1 (2017-02) and EN 60950 |






* Hardware cannot withstand negative voltage. Please take care when connecting a power device.

** At temperatures above 100°C, it is possible for the board circuitry to lose programmed memory.



ALTA Industrial Wireless Differential Pressure Sensor | Technical Specifications

| | | |
|---|-------------------------------|---|
| Supply voltage | | 2.7–3.8 VDC (3.0–3.8 VDC using power supply) * |
| Current consumption | | 0.2 μ A (sleep mode), 0.7 μ A (RTC sleep), 570 μ A (MCU idle), 2.5 mA (MCU active), 5.5 mA (radio RX mode), 22.6 mA (radio TX mode) |
| Operating temperature range (board circuitry and battery) | | -40°C to +85°C (-40°F to +185°F) ** |
| Included battery | Max temperature range | -40° to +85°C (-40° to +185°F) |
| | Capacity | 1500 mAh |
| Optional solar feature | Solar panel | 5VDC/30mA (53mm x 30mm) |
| | Charging temperature range | 0° to 45°C (32° to 113°F) |
| | Max temperature range | -20° to 60°C (-4° to 140°F) |
| | Included rechargeable battery | 600 mAh/>2000 charge cycles (80% of initial capacity) |
| | Solar efficiency | Optimized for high and low-light operation *** |
| Pressure range | | -500 Pa to 500 Pa |
| Allowable overpressure | | 100 kPa |
| Rated burst pressure | | 500 kPa |
| Max humidity for long-term exposure | | 40°C dew point |
| Accuracy | | 3% of reading +/- 0.1 Pa |
| Span repeatability | | 0.5% of reading |
| Span shift due to temperature variation | | < 0.5% of reading per 10°C |
| Offset stability | | < 0.05 Pa/year |
| Calibrated for | | Air, N2 |
| Media compatibility | | Air, N2, O2, non-condensing |
| Temperature measurement range | | -40°C to 85°C (-40°F to +185°F) |
| Calibrated temperature measurement range | | 0.1°C |
| Temperature resolution | | 0.1°C |
| Temperature accuracy | | +/- 2°C (-10°C to +60°C) +/- 3°C (-40°C to +85°C) |
| Temperature repeatability | | +/- 0.1°C |
| Integrated memory | | Up to 3200 sensor messages |
| Wireless range | | 1,200+ ft non-line-of-sight |
| Security | | Encrypt-RF® (256-bit key exchange and AES-128 CTR) |
| Weight | | 4.7 ounces |
| Enclosure rating | | NEMA 1, 2, 4, 4x, 12 and 13 rated, sealed and weather proof |
| UL rating | | UL Listed to UL508-4x specifications (File E194432) |
| Certifications | | <div>    Industry Canada </div> 900 MHz product; FCC ID: ZTL-G2SC1 and IC: 9794A-G2SC1. 868 and 433 MHz product tested and found to comply with: EN 300 220-2 V3.1.1 (2017-02), EN 300 220-2 V3.1.1 (2017-02) and EN 60950 |

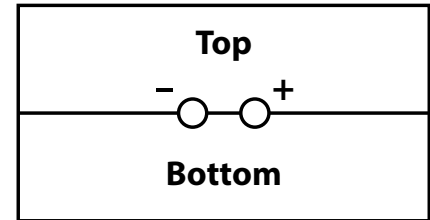
* Hardware cannot withstand negative voltage. Please take care when connecting a power device.

** At temperatures above 100°C, it is possible for the board circuitry to lose programmed memory.

Note

Do not connect any tubing to the pressure ports without the sensor lid securely installed. The lid helps keep the sensor in place and stabilizes and supports the pressure ports.

Pressurizing the positive side will produce a positive reading. Pressurizing the negative side will produce a negative reading.



Commercial Grade Sensors

Monnit commercial grade sensors are designed for applications in ordinary environments (normal room temperature, humidity and atmospheric pressure). Do not use these sensors under the following conditions as these factors can deteriorate the product characteristics and cause failures and burn-out.

- Corrosive gas or deoxidizing gas: chlorine gas, hydrogen sulfide gas, ammonia gas, sulfuric acid gas, nitric oxides gas, etc.
- Volatile or flammable gas
- Dusty conditions
- Low-pressure or high-pressure environments
- Wet or excessively humid locations
- Places with salt water, oils chemical liquids or organic solvents
- Where there are excessively strong vibrations
- Other places where similar hazardous conditions exist

Use these products within the specified temperature range. Higher temperature may cause deterioration of the characteristics or the material quality.

Industrial Grade Sensors | Type 1, 2, 4, 4X, 12 and 13 NEMA Rated Enclosure

Monnit's Industrial sensors are enclosed in reliable, weatherproof NEMA-rated enclosures. Our NEMA-rated enclosures are constructed for both indoor or outdoor use and protect the sensor circuitry against the ingress of solid foreign objects like dust as well as the damaging effects of water (rain, sleet, snow, splashing water, and hose-directed water).

- Safe from falling dirt
- Protects against wind-blown dust
- Protects against rain, sleet, snow, splashing water, and hose-directed water
- Increased level of corrosion resistance
- Will remain undamaged by ice formation on the enclosure



For more information about our products or to place an order, please contact our sales department at 801-561-5555.

Visit us on the web at www.monnit.com.

Monnit Corporation
3400 South West Temple
Salt Lake City, UT 84115
801-561-5555
www.monnit.com

Mouser Electronics

Authorized Distributor

Click to View Pricing, Inventory, Delivery & Lifecycle Information:

Monnit:

[MNS2-9-IN-PS-DP](#) [MNS2-9-W2-PS-DP](#) [MNS2-8-IN-PS-DP](#) [MNS2-8-W2-PS-DP](#) [MNS2-4-W2-PS-DP](#) [MNS2-4-IN-PS-DP](#) [MNS2-9-W2-PS-DP-LPO](#)