

Wireless 150 Amp AC Current Meters

General Description

The ALTA wireless AC Current Meter measures the RMS current of an alternating current (AC) system using a current transformer (CT) that wraps around the "hot" wire of a two wire (hot, common, ground(optional)) power system. The sensor reports Minimum RMS current, maximum RMS current, average RMS current, and amp hours to the iMonnit system. The iMonnit system is capable of generating watt hour or kilowatt hour readings as well.

- Measures amp hours, max RMS current, min RMS current, and average RMS current
- Two different current transducers available:
 - Low Current: 0-20 amp
 - High Current: 0-150 amp
- Capable of generating watt hour or kilowatt hour readings using iMonnit
- Data logging for accumulated amp hour readings
- Can notify based on current levels or changes in current levels
- Simple and safe installation of current/power measurement hardware, no rewiring required

Principle of Operation

To measure current, clip the CT around only a single wire of the AC system (clipping around a hot and neutral wire at the same time will result in 0 current readings). After the sensor powers on and connects to the gateway it will begin taking measurements based on the averaging interval (5 seconds default). It will report data to iMonnit every heartbeat or if the current goes outside of the aware thresholds set in iMonnit. The sensor reports amp hours, max RMS current, min RMS current, and average RMS current. iMonnit can also generate watt hour or kilowatt hour readings if a default RMS voltage is set in iMonnit.

Example Interfacing

- Current monitoring
- Amperage monitoring
- Current usage
- Amp hour meter


Features of Monnit ALTA Sensors

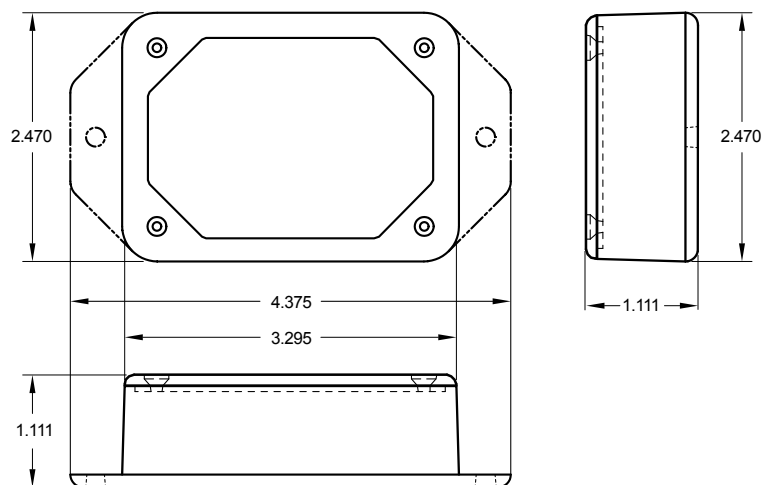
- Wireless range of 1,200+ feet through 12+ walls *
- Frequency-Hopping Spread Spectrum (FHSS)
- Improved interference immunity
- Improved power management for longer battery life ** (12+ years on AA batteries)
- Encrypt-RF® Security (Diffie-Hellman Key Exchange + AES-128 CBC for sensor data messages)
- All ALTA sensors now have up to 3200 readings:
 - 10-minute heartbeats = 22 days
 - 2-hour heartbeats = 266 days
- Over-the-air updates (future proof)
- Free iMonnit basic online wireless sensor monitoring and notification system to configure sensors, view data and set alerts via SMS text and email

* Actual range may vary depending on environment.



** Battery life is determined by sensor reporting frequency and other variables. Other power options are also available.

Wireless Range Comparison





ALTA Commercial AA Wireless AC Current Meter | Technical Specifications

| | |
|---|---|
| Supply voltage | 2.0–3.8 VDC (3.0–3.8 VDC using power supply) * |
| Current consumption | 0.2 μ A (sleep mode), 0.7 μ A (RTC sleep), 570 μ A (MCU idle), 2.5 mA (MCU active), 5.5 mA (radio RX mode), 22.6 mA (radio TX mode) |
| Operating temperature range (board circuitry and batteries) | -18°C to 55°C (0°F to 130°F) using alkaline -40°C to 85°C (-40°F to 185°F) using lithium ** |
| Optimal battery temperature range (AA) | +10°C to +50°C (+50°F to +122°F) |
| Integrated memory | Up to 3200 sensor messages |
| Wireless range | 1,200+ ft non-line-of-sight |
| Security | Encrypt-RF® (256-bit key exchange and AES-128 CTR) |
| Weight | 3.7 ounces |
| Certifications | <div>   Industry Canada </div> 900 MHz product; FCC ID: ZTL-G2SC1 and IC: 9794A-G2SC1. 868 and 433 MHz product tested and found to comply with: EN 300 220-2 V3.1.1 (2017-02), EN 300 220-2 V3.1.1 (2017-02) and EN 60950 |

* Hardware cannot withstand negative voltage. Please take care when connecting a power device.

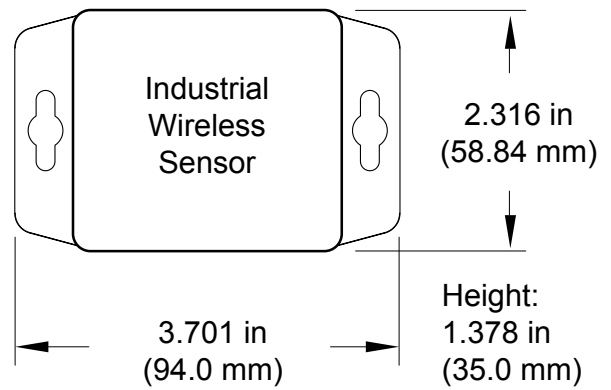
** At temperatures above 100°C, it is possible for the board circuitry to lose programmed memory.

Power Options



The standard version of this sensor is powered by two replaceable 1.5 V AA sized batteries (included with purchase).

This sensor is also available with a line power option. The line powered version of this sensor has a barrel power connector allowing it to be powered by a standard 3.0–3.6 V power supply. The line powered version also uses two standard 1.5 V AA batteries as backup for uninterrupted operation in the event of line power outage.

Power options must be selected at time of purchase, as the internal hardware of the sensor must be changed to support the selected power requirements.



ALTA Industrial Wireless AC Current Meter | Technical Specifications

| | | |
|---|-------------------------------|--|
| Supply voltage | | 2.0–3.8 VDC (3.0–3.8 VDC using power supply) * |
| Current consumption | | 0.2 μ A (sleep mode), 0.7 μ A (RTC sleep), 570 μ A (MCU idle), 2.5 mA (MCU active), 5.5 mA (radio RX mode), 22.6 mA (radio TX mode) |
| Operating temperature range (board circuitry and battery) | | -40°C to +85°C (-40°F to +185°F) ** |
| Included battery | Max temperature range | -40° to +85°C (-40° to +185°F) |
| | Capacity | 1500 mAh |
| Optional solar feature | Solar panel | 5VDC/30mA (53mm x 30mm) |
| | Charging temperature range | 0° to 45°C (32° to 113°F) |
| | Max temperature range | -20° to 60°C (-4° to 140°F) |
| | Included rechargeable battery | 600 mAh/>2000 charge cycles (80% of initial capacity) |
| | Solar efficiency | Optimized for high and low-light operation *** |
| Integrated memory | | Up to 3200 sensor messages |
| Wireless range | | 1,200+ ft non-line-of-sight |
| Security | | Encrypt-RF® (256-bit key exchange and AES-128 CTR) |
| Weight | | 4.7 ounces |
| Enclosure rating | | NEMA 1, 2, 4, 4x, 12 and 13 rated, sealed and weather proof |
| UL rating | | UL Listed to UL508-4x specifications (File E194432) |
| Certifications | | <div>   Industry Canada </div> 900 MHz product; FCC ID: ZTL-G2SC1 and IC: 9794A-G2SC1. 868 and 433 MHz product tested and found to comply with: EN 300 220-2 V3.1.1 (2017-02), EN 300 220-2 V3.1.1 (2017-02) and EN 60950 |

* Hardware cannot withstand negative voltage. Please take care when connecting a power device.

** At temperatures above 100°C, it is possible for the board circuitry to lose programmed memory.
Light present 25% of day yields 125% of operating power to support 10-minute heartbeats.

0-20 Amp CT Specifications

| | |
|---|---|
| Absolute max CT current | 50 Amps RMS (A rms) |
| Maximum accurate CT current | 20 A rms |
| Frequency range | 50–100 Hz |
| Accuracy | +/- (2% +.07 A rms)** |
| Calibrated accuracy with appropriate offset | +/- (1% + .035 A rms)** |
| Offset limits | -1.27 to + 1.27 A rms (default set to +0.1 A rms) *** |
| Measurement resolution | ~.01 A rms |
| Typical Deadband | ~0.1 A rms *** |
| Current transducer dimensions | 40 mm x 25 mm x 26 mm (10 mm inner diameter) |
| Weight | 2.10 ounces |
| Lead Length | 3 feet |

0-150 Amp CT Specifications

| | |
|---|--|
| Absolute max CT current | 200 Amps RMS (A rms) |
| Maximum accurate CT current | 150 A rms |
| Frequency range | 50–100 Hz |
| Accuracy | +/- (2% + .4 A rms)** |
| Calibrated accuracy with appropriate offset | +/- (1% + .2 A rms) ** |
| Offset limits | -1.27 to + 1.27 A rms (default set to + 0.3 A rms) *** |
| Measurement resolution | ~0.1 A rms |
| Typical Deadband | ~0.3 A rms*** |
| Current transducer dimensions | 67 mm x 49 mm x 42 mm (24 mm inner diameter) |
| Weight | 7.27 ounces |
| Lead Length | 3 feet |

* CTs are inherently less accurate at or below 10% of max range. For best calibration results calibrate at a current between 30% and 90% of max accurate range.

** Offset is used to overcome a diode voltage drop inherent to the hardware. To accurately account for this drop a default offset is used. To best identify the optimal value of this offset make a series of measurements at 0.2 to 2 Arms and find the current (Arms) difference between your measurement standard and the Monnit sensor.

Commercial Grade Sensors

Monnit commercial grade sensors are designed for applications in ordinary environments (normal room temperature, humidity and atmospheric pressure). Do not use these sensors under the following conditions as these factors can deteriorate the product characteristics and cause failures and burnout. Corrosive gas or deoxidizing gas: chlorine gas, hydrogen sulfide gas, ammonia gas, sulfuric acid gas, nitric oxides gas, etc. Volatile or flammable gas. Dusty conditions. Low-pressure or high-pressure environments. Wet or excessively humid locations. Places with salt water, oils chemical liquids or organic solvents. Where there are excessively strong vibrations. Other places where similar hazardous conditions exist.

Use these products within the specified temperature range. Higher temperature may cause deterioration of the characteristics or the material quality.

Industrial Grade Sensors | Type 1, 2, 4, 4X, 12 and 13 NEMA Rated Enclosure

Monnit's Industrial sensors are enclosed in reliable, weatherproof NEMA-rated enclosures. Our NEMA-rated enclosures are constructed for both indoor or outdoor use and protect the sensor circuitry against the ingress of solid foreign objects like dust as well as the damaging effects of water (rain, sleet, snow, splashing water, and hose-directed water).

- Safe from falling dirt
- Protects against wind-blown dust
- Protects against rain, sleet, snow, splashing water, and hose-directed water
- Increased level of corrosion resistance
- Will remain undamaged by ice formation on the enclosure



For more information about our products or to place an order, please contact our sales department at 801-561-5555.

Visit us on the web at www.monnit.com.

Monnit Corporation
3400 South West Temple
Salt Lake City, UT 84115
801-561-5555
www.monnit.com

Mouser Electronics

Authorized Distributor

Click to View Pricing, Inventory, Delivery & Lifecycle Information:

Monnit:

[MNS2-9-W2-CM-150](#) [MNS2-9-IN-CM-020](#) [MNS2-9-IN-CM-020-SOL](#) [MNS2-9-IN-CM-150](#) [MNS2-9-IN-CM-150-SOL](#)
[MNS2-9-W2-CM-020](#) [MNS2-8-IN-CM-020](#) [MNS2-8-IN-CM-020-SOL](#) [MNS2-8-IN-CM-150](#) [MNS2-8-IN-CM-150-SOL](#)
[MNS2-8-W2-CM-020](#) [MNS2-8-W2-CM-150](#) [MNS2-4-W2-CM-020](#) [MNS2-4-IN-CM-020](#) [MNS2-4-IN-CM-020-SOL](#)
[MNS2-4-IN-CM-150](#) [MNS2-4-IN-CM-150-SOL](#) [MNS2-4-W2-CM-150](#) [MNS2-9-IN-CM-500](#) [MNS2-9-W2-CM-500](#)