


Temperature Compensated Crystal Oscillator Voltage Trim



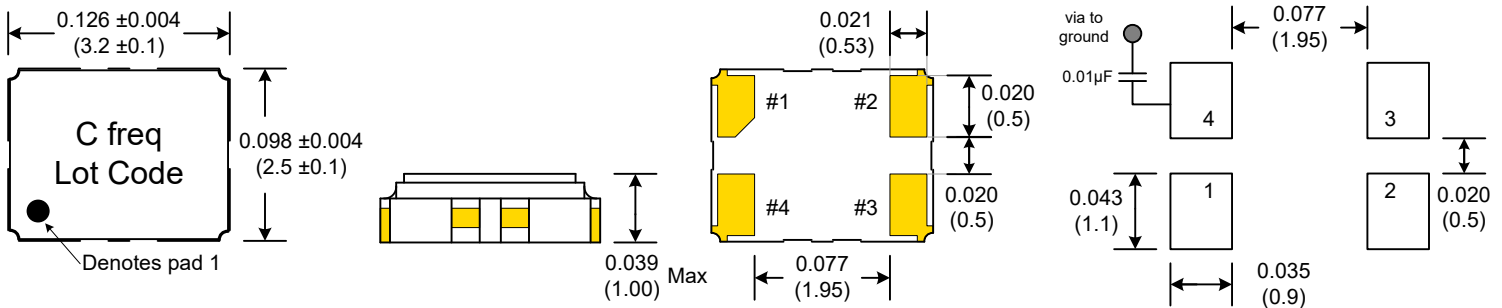
CVT25 Model 2.5×3.2 mm SMD, 3V, TCXO

Available Frequencies:	13.0, 19.2, 26.0, 38.4, 40.0 (MHz)
Frequency Stability:	±2.5ppm Max
Temperature Range:	-30°C to 75°C
Storage:	-40°C to 90°C
Input Voltage:	3.0V ±5%
Input Current:	1.2mA Typical, 2mA Max
Output:	0.8Vp-p Min
Waveform:	Clipped Sinewave
Load:	10kΩ // 10pF Typical
Voltage Control:	1.5V ±1.0V
Vcont Trim:	±8ppm Min
Harmonics:	-9dBc Max
Phase Noise:	100Hz Offset -110 dBc/Hz Max
1kHz Offset	-130 dBc/Hz Max
Aging:	<1ppm per year
Ordering Information:	CVT25-Frequency
Example:	CVT25-19.200
Packaging:	2,000pcs Tape/Reel

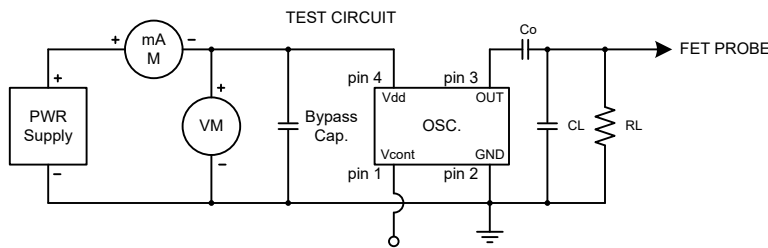
Model CVT25 is a Clipped Sinewave TCXO operating at 3.0 Volts. The oscillator utilizes digital temperature compensation to provide stable frequency output over temperature. No Sub-Harmonics are present in the Output Signal.

Applications:
GSM
GPRS
3G
CDMA
W-CDMA

Dimensions inches (mm)
All dimensions are Max unless otherwise specified.

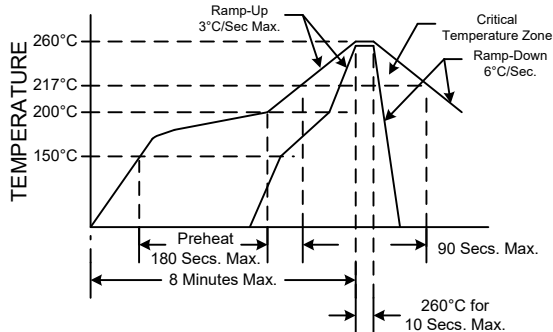


SUGGESTED PAD LAYOUT



PIN	Function
1	Volt Cont.
2	GND
3	OUT
4	Vcc

RECOMMENDED REFLOW SOLDERING PROFILE



NOTE: Reflow Profile with 240°C peak also acceptable.

Mechanical:

Shock:	MIL-STD-883, Method 2002, Condition B
Solderability:	MIL-STD-883, Method 2003
Vibration:	MIL-STD-883, Method 2007, Condition A
Solvent Resistance:	MIL-STD-202, Method 215
Resistance to Soldering Heat:	MIL-STD-202, Method 210, Condition I or J

Environmental:

Thermal Shock:	MIL-STD-883, Method 1011, Condition A
Moisture Resistance:	MIL-STD-883, Method 1004

Specifications subject to change without notice.

Rev: L
Date: 09-Aug-2018
Page 1 of 1

Mouser Electronics

Authorized Distributor

Click to View Pricing, Inventory, Delivery & Lifecycle Information:

[Crystek:](#)

[CVT25-13.000](#) [CVT25-19.200](#) [CVT25-26.000](#) [CVT25-38.400](#)