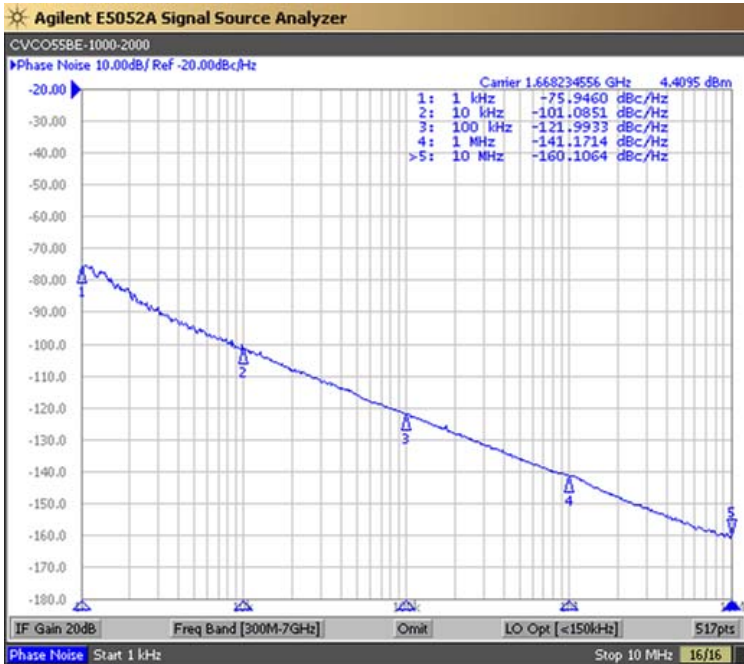


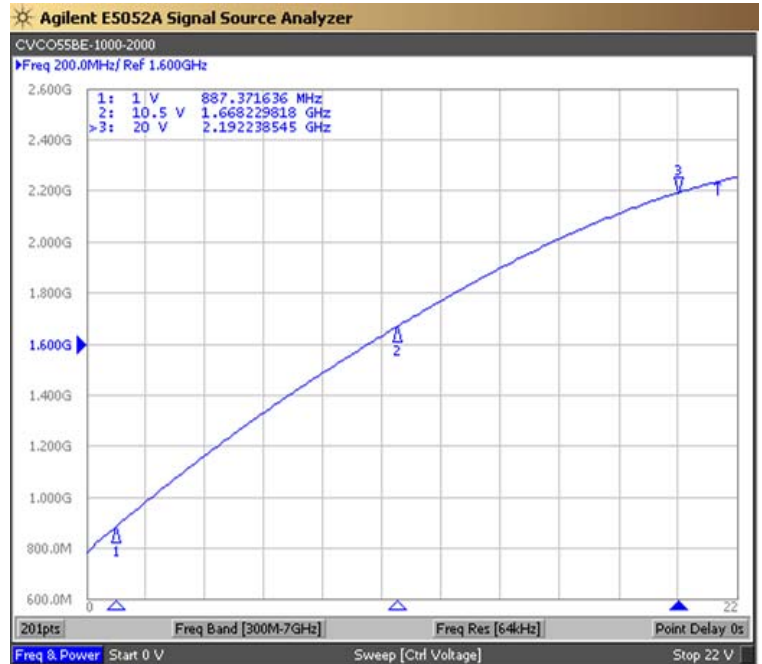


PERFORMANCE SPECIFICATION	MIN	TYP	MAX	UNITS
Lower Frequency:			1000	MHz
Upper Frequency:	2000			MHz
Tuning Voltage:	1.0		20.0	VDC
Supply Voltage:	9.75	10.0	10.25	VDC
Output Power:	+6.0	+9.0	+12.0	dBm
Supply Current:		15	25	mA
Harmonic Suppression (2 <sup>nd</sup> Harmonic):		-10	-5	dBc
Pushing:		2.5	5.0	MHz/V
Pulling, all Phases:		7.5	15.0	MHz pk-pk
Tuning Sensitivity:		53		MHz/V
Phase Noise @ 10kHz offset:		-95		dBc/Hz
Phase Noise @ 100kHz offset:		-115		dBc/Hz
Load Impedance:		50		$\Omega$
Input Capacitance:			33	pF
Operating Temperature Range:	-40		+85	$^{\circ}$ C
Storage Temperature Range:	-45		+90	$^{\circ}$ C

Phase Noise (1 Hz BW, Typical)



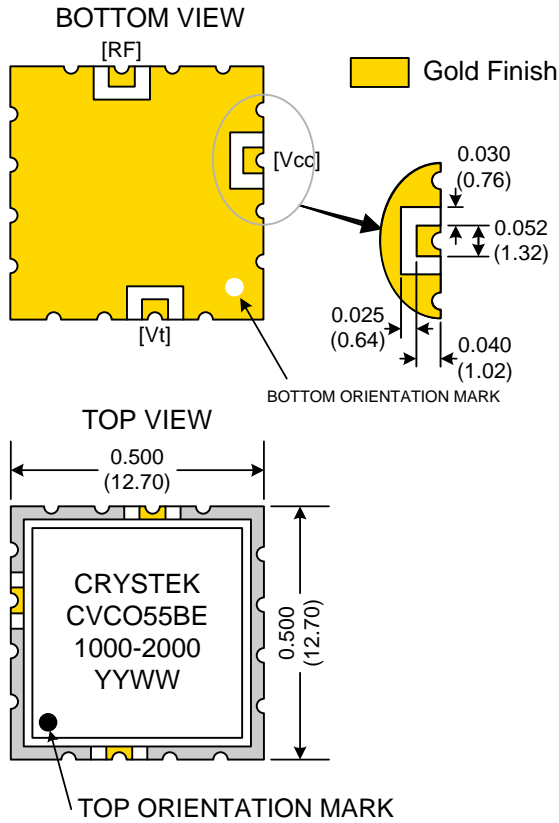
Tuning Curve (Typical)



**Product Control:**

Crystek Part Number:	CVCO55BE-1000-2000	Release Date:	29-Feb-2016
Revision Level:	L	Responsible:	C. Vales





Pad	Connection
2	Vt
10	RF-OUTPUT
14	Vcc
Others	GROUND

- Unless otherwise specified, Dimensions are in:  $\frac{IN}{(mm)}$
- Pad Location Dimensions are in: Inches

**TAPE AND REEL**



Drawing not to scale

**Product Control:**

Crystek Part Number:	CVCO55BE-1000-2000	Release Date:	29-Feb-2016
Revision Level:	L	Responsible:	C. Vales

Specification is subject to change without notice

# Mouser Electronics

Authorized Distributor

Click to View Pricing, Inventory, Delivery & Lifecycle Information:

[Crystek:](#)

[CVCO55BE-1000-2000](#)