

# Protected

## → 83 118

- High repeat accuracy
- Reduced actuation force
- Very short differential travel
- Choice of actuators



### Main specifications

		Standard 83 118 0	Reduced force 83 118 S1
		83 118 007	83 118 018
<b>Function</b>	<b>Connections</b>		
I (changeover)	W1		
I (changeover)	W2 - W3		
<b>Electrical characteristics</b>			
Rating nominal / 250 V AC (A)		5	5
Rating thermal / 250 V AC (A)		17	17
<b>Mechanical characteristics</b>			
Maximum operating force (N)		2.7	1.5
Min. Release force (N)		0.75	0.5
Tripping point (mm)		16 <sup>±0.3</sup>	16 <sup>±0.4</sup>
Min. overtravel (mm)		0.2	0.3
Mechanical life (operations)		5x10 <sup>6</sup>	5x10 <sup>6</sup>
Maximum total travel force (N)		4	3
Max. permitted overtravel force (N)		30	30
Rest position max. (mm)		16.7	16.6
differential travel (mm)		0.03 → 0.09	0.03 → 0.09
Ambient operating temperature (°C)		- 40 → +125	- 40 → +125
Contact gap (mm)		0.5	0.5
Weight (g)		21	21

### Additional specifications

#### Components

#### Material

- Case : thermoset UL94V0
- Contacts : pure silver

#### Levers

- Flexible stainless steel

#### Other levers

- Passivated mild steel (zinc) , self-retaining screws

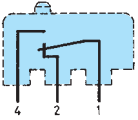
### Product adaptations



- Special levers
- Special connections, temperatures
- Approvals : UL - cUL

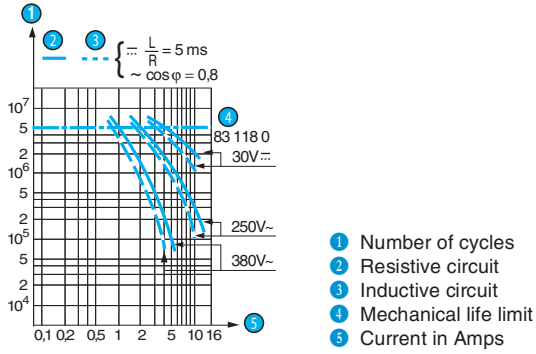
## Principles

Single break changeover snap-action switch



## Curves

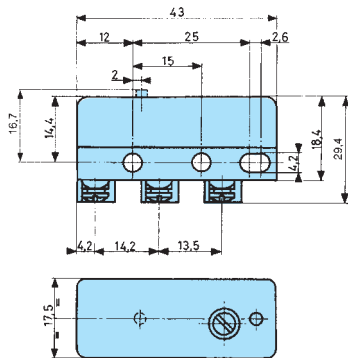
Operating curve for types 83 118 0 - 83 118 S1



## Dimensions

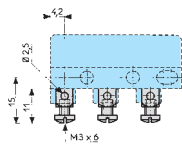
### → Product

83 118 0/83 118 S1

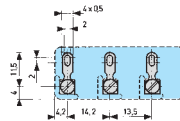


### → Connections

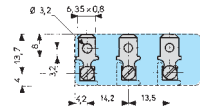
W1 screw



W2 solder

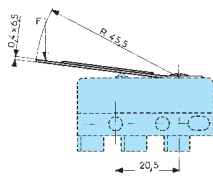


W3 for 6.35 mm clips

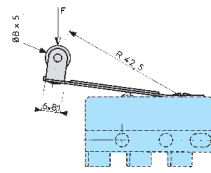


→ Actuators

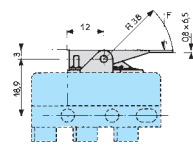
52A



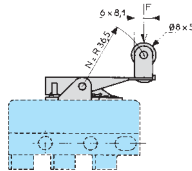
52B



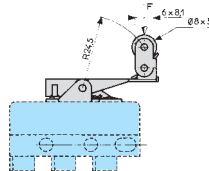
52M





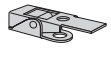
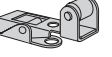
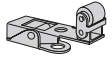
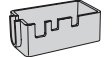
52N



52V



Actuators and mounting accessories

	70 520 100	70 520 670	70 520 186	70 520 196	70 520 669	70 520 029
Flexible direct-acting actuators: 52A - 52B	<b>52A</b>	<b>52B</b>	<b>52M</b>	<b>52N</b>	<b>52V</b>	Terminal cover
Hinged reverse-action actuators: 52M - 52N - 52V	R45.5	R42.5	F38	F36.5	F24.5	
						
Operating force - max.	N	83 118 0 / 83 118 S1	83 118 0 / 83 118 S1	83 118 0 / 83 118 S1	83 118 0 / 83 118 S1	
Release force - min.	N	2.5 / 1.4	0.85 / 1.5	0.27 / 0.4	1.4 / 2.5	
Pre-travel - max.	mm	4.5	2	1.5	0.6	
Differential travel	mm	0.45 ±0.25	0.3 ±0.15	0.16 ±0.09		
Total travel max.	mm	7	10	5		

Other information

Mounting - Operation

See basic technical concepts

Warning:

The product information contained in this catalogue is given purely as information and does not constitute a representation, warranty or any form of contractual commitment. Crouzet Automatismes SAS and its subsidiaries reserve the right to modify their products without notice. It is imperative that we should be consulted over any particular use or application of our products and it is the responsibility of the buyer to establish, particularly through all the appropriate tests, that the product is suitable for the use or application. Under no circumstances will our warranty apply, nor shall we be held responsible for any application (such as any modification, addition, deletion, use in conjunction with other electrical or electronic components, circuits or assemblies, or any other unsuitable material or substance) which has not been expressly agreed by us prior to the sale of our products.

# Mouser Electronics

Authorized Distributor

Click to View Pricing, Inventory, Delivery & Lifecycle Information:

[Crouzet:](#)

[83118066](#) [83118047](#) [83118015](#) [83118018](#) [83118009](#) [83118061](#) [83118060](#) [83118013](#)