





Cree® XLamp® XQ-A LEDs



PRODUCT DESCRIPTION

The XLamp® XQ-A LED brings a mid-power, cost-effective option to the proven, compact ceramic XQ package, enabling lighting manufacturers to quickly and easily expand their product portfolio by leveraging a common XQ design. Unlike plastic mid-power LEDs, the ceramic-based XQ-A LEDs are designed to deliver the long-term calculated lifetimes of Cree's other high-power LEDs. The XQ-A LED's combination of optical symmetry and consistency across all colors improves color mixing and simplifies the production process for lighting manufacturers. Available in both white and color configurations, the XQ-A LED family opens up new design possibilities for a wide spectrum of lighting applications, such as portable, directional and architectural lighting.

FEATURES

- Cree's smallest lighting class LED: 1.6 X 1.6 mm
- Available in 70-, 80- & 90-CRI white, and blue, PC blue, green, PC amber, red-orange & red
- Maximum drive current: white: 300 mA, color: 250 mA
- Wide viewing angle: white: 100°, blue, PC blue, PC amber: 105°, green, red-orange, red: 110°
- Reflow solderable - JEDEC J-STD-020C compatible
- Unlimited floor life at $\leq 30^{\circ}\text{C}/85\%\text{RH}$
- RoHS and REACH compliant
- UL® recognized component (E349212)

TABLE OF CONTENTS

Characteristics	2
Flux Characteristics - White.....	3
Flux Characteristics - Color	4
Relative Spectral Power Distribution	6
Relative Flux vs. Junction Temperature.....	7
Electrical Characteristics.....	8
Relative Flux vs. Current	9
Relative Chromaticity vs. Current and Temperature	10
Typical Spatial Distribution.....	11
Thermal Design	12
Reflow Soldering Characteristics.....	13
Notes	14
Mechanical Dimensions	16
Tape and Reel.....	17
Packaging.....	18



CHARACTERISTICS

Characteristics	Unit	Minimum	Typical	Maximum
Thermal resistance, junction to solder point - white	°C/W		20	
Thermal resistance, junction to solder point - blue, PC blue	°C/W		17	
Thermal resistance, junction to solder point - green	°C/W		30	
Thermal resistance, junction to solder point - PC amber	°C/W		20	
Thermal resistance, junction to solder point - red-orange, red	°C/W		18	
Viewing angle (FWHM) - white	degrees		100	
Viewing angle (FWHM) - blue, PC blue, PC amber	degrees		105	
Viewing angle (FWHM) - green, red-orange, red	degrees		110	
Temperature coefficient of voltage - white	mV/°C		-2.8	
Temperature coefficient of voltage - blue, PC blue	mV/°C		-4	
Temperature coefficient of voltage - green	mV/°C		-4.3	
Temperature coefficient of voltage - PC amber	mV/°C		-4.2	
Temperature coefficient of voltage - red-orange, red	mV/°C		-2.0	
ESD withstand voltage (HBM per Mil-Std-883D) - white, blue, PC blue, green, red-orange, red			Class 3A	
ESD classification (HBM per Mil-Std-883D) - PC amber			Class 2	
DC forward current-white	mA			300
DC forward current - color	mA			250
Reverse voltage	V			5
Forward voltage (@ 175 mA, 85 °C) - white	V		3.0	3.3
Forward voltage (@ 175 mA, 25 °C) - blue, PC blue	V		3.25	3.6
Forward voltage (@ 175 mA, 25 °C) - green	V		3.4	3.6
Forward voltage (@ 175 mA, 25 °C) - PC amber	V		3.4	3.7
Forward voltage (@ 175 mA, 25 °C) - red-orange, red	V		2.2	2.6
LED junction temperature	°C			150

FLUX CHARACTERISTICS - WHITE ($T_j = 85\text{ }^{\circ}\text{C}$)

The following table provides several base order codes for XLamp XQ-A white LEDs. It is important to note that the base order codes listed here are a subset of the total available order codes for the product family. For more order codes, as well as a complete description of the order-code nomenclature, please consult the XLamp XQ Family LEDs Binning and Labeling document.

Color	CCT Range		Minimum Luminous Flux @ 175 mA			Calculated Minimum Luminous Flux (lm) @ 85 °C**	Order Code
	Minimum	Maximum	Group	Flux (lm) @ 85 °C	Flux (lm) @ 25 °C*	300 mA	
Cool White	5000 K	8300 K	M3	45.7	52.6	65.6	XQAAWT-00-0000-00000L3E2
			N2	51.7	59.5	74.2	XQAAWT-00-0000-00000L4E2
			N3	56.8	65.3	81.6	XQAAWT-00-0000-00000L5E2
70-CRI Minimum White	3700 K	8300 K	M3	45.7	52.6	65.6	XQAAWT-00-0000-00000B3E2
			N2	51.7	59.5	74.2	XQAAWT-00-0000-00000B4E2
			N3	56.8	65.3	81.6	XQAAWT-00-0000-00000B5E2
Neutral White	3700 K	5300 K	M2	39.8	45.8	57.1	XQAAWT-00-0000-00000L2E4
			M3	45.7	52.6	65.6	XQAAWT-00-0000-00000L3E4
Warm White	2700 K	3500 K	K3	35.2	40.5	50.5	XQAAWT-00-0000-00000LZE7
			M2	39.8	45.8	57.1	XQAAWT-00-0000-00000L2E7
80-CRI Minimum White	2700 K	3500 K	K3	35.2	40.5	50.5	XQAAWT-00-0000-00000HZE7
			M2	39.8	45.8	57.1	XQAAWT-00-0000-00000H2E7
90-CRI Minimum White	2850 K	3000 K	K2	30.6	35.2	43.9	XQAAWT-00-0000-00000UYE7
			K3	35.2	40.5	50.5	XQAAWT-00-0000-00000UZE7

Notes:

- Cree maintains a tolerance of $\pm 7\%$ on flux and power measurements, ± 0.005 on chromaticity (CCx, CCy) measurements and ± 2 on CRI measurements. See the Measurements section (page 14).
- Typical CRI for Cool White (5000 K – 8300 K CCT) is 70.
- Typical CRI for Neutral White (3700 K – 5300 K CCT) is 75.
- Typical CRI for Warm White (2600 K – 3700 K CCT) is 80.
- Minimum CRI for 70-CRI Minimum White is 70.
- Minimum CRI for 80-CRI Minimum White is 80.
- Minimum CRI for 90-CRI Minimum White is 90.
- * Flux values @ 25 °C are calculated and for reference only.
- ** Calculated flux values at 350 mA are for reference only.

FLUX CHARACTERISTICS - COLOR ($T_j = 25\text{ }^{\circ}\text{C}$)

The following table provides several base order codes for XLamp XQ-A color LEDs. It is important to note that the base order codes listed here are a subset of the total available order codes for the product family. For more order codes, as well as a complete description of the order-code nomenclature, please consult the XLamp XQ Family LEDs Binning and Labeling document.

Color	Dominant Wavelength Range				Minimum Luminous Flux @ 175 mA		Order Code
	Minimim		Maximum				
	Group	DWL (nm)	Group	DWL (nm)	Group	Flux (lm)	
Blue	B3	465	B6	485	F2	10.7	XQABLU-00-0000-000000T01
					G2	13.9	XQABLU-00-0000-000000U01

Color	Color Bin	Minimum Luminous Flux @ 175 mA		Order Code
		Group	Flux (lm)	
PC Blue	N4B & N5B	H0	18.1	XQAAPB-00-0000-000000V01

Color	Dominant Wavelength Range				Minimum Luminous Flux @ 175 mA		Calculated Minimum PPF (μmol/s)*	Order Code
	Minimum		Maximum					
	Group	DWL (nm)	Group	DWL (nm)	Group	Flux (lm)		
Green	G2	520	G4	535	K2	30.6	0.28	XQAGRN-00-0000-000000Y01
					K3	35.2	0.32	XQAGRN-00-0000-000000Z01
					M2	39.8	0.36	XQAGRN-00-0000-000000201

Color	Color Bin	Minimum Luminous Flux @ 175 mA		Order Code
		Group	Flux (lm)	
PC Amber	Y2	J3	26.8	XQAAPA-00-0000-000000X01
		K2	30.6	XQAAPA-00-0000-000000Y01
		K3	35.2	XQAAPA-00-0000-000000Z01

Color	Dominant Wavelength Range				Minimum Luminous Flux @ 175 mA		Order Code
	Minimum		Maximum				
	Group	DWL (nm)	Group	DWL (nm)	Group	Flux (lm)	
Red-Orange	O3	610	O4	620	K2	30.6	XQARDO-00-0000-000000Y01
					K3	35.2	XQARDO-00-0000-000000Z01
					M2	39.8	XQARDO-00-0000-000000201

Note

- Cree maintains a tolerance of $\pm 7\%$ on flux and power measurements, ± 0.005 on chromaticity (CCx, CCy) measurements and a tolerance of ± 2 on CRI measurements. See the Measurements section (page 14).
- * Photosynthetic Photon Flux (PPF) values are calculated and for reference only.

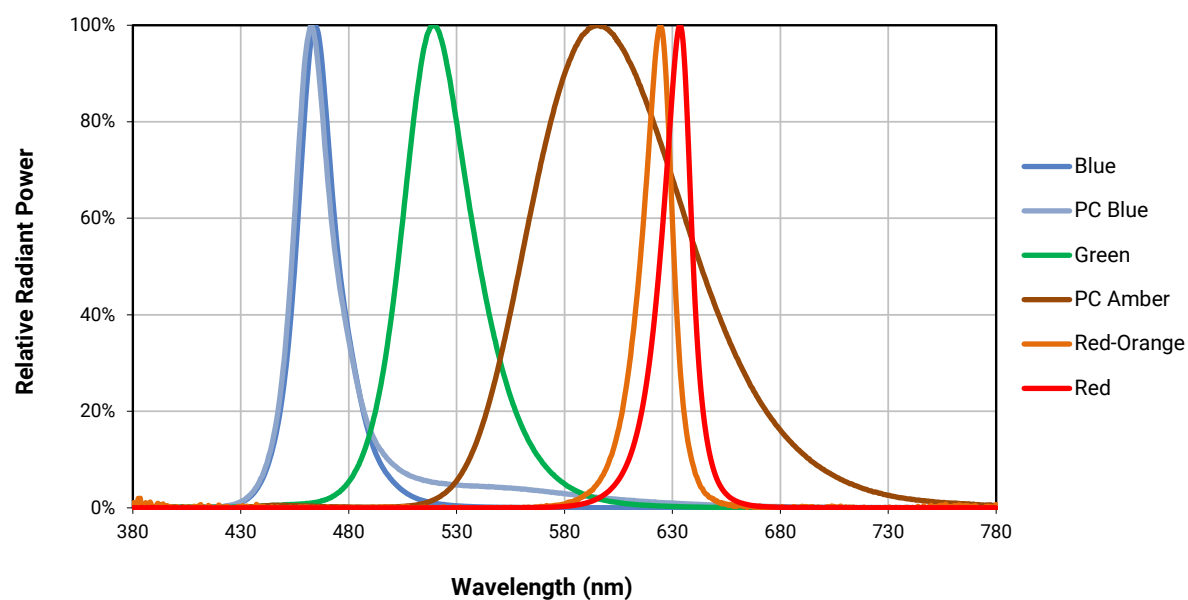
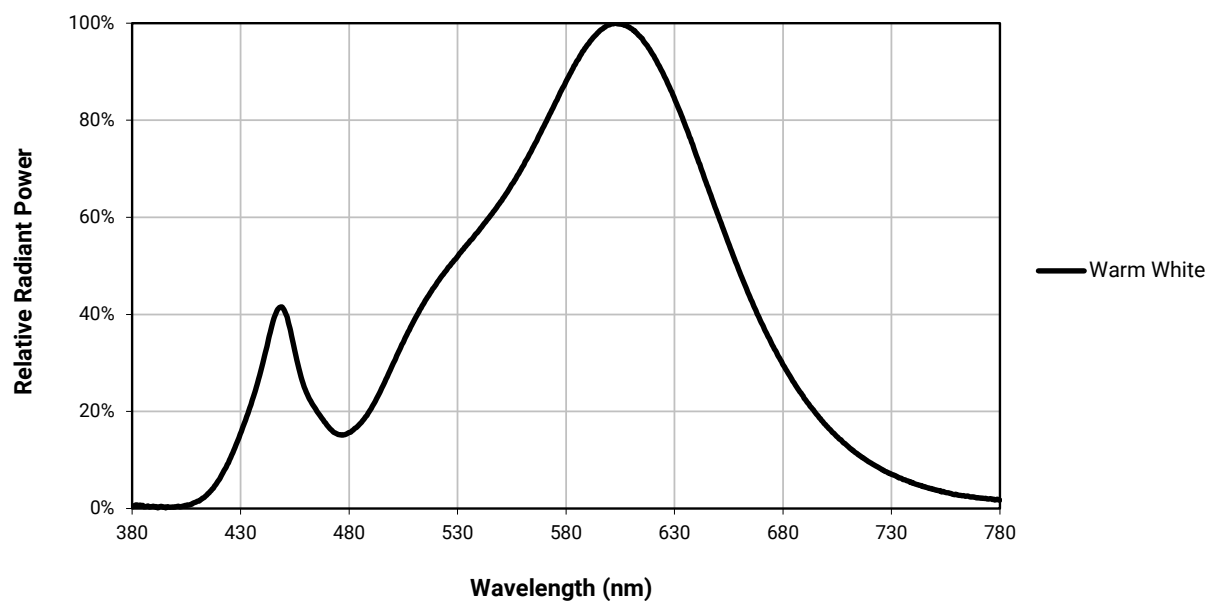
FLUX CHARACTERISTICS - COLOR ($T_j = 25\text{ }^{\circ}\text{C}$) - CONTINUED

Color	Dominant Wavelength Range				Minimum Luminous Flux @ 175 mA		Calculated Minimum PPF (μmol/s)*	Order Code
	Minimum		Maximum					
	Group	DWL (nm)	Group	DWL (nm)	Group	Flux (lm)		
Red	R2	620	R3	630	J2	23.5	0.61	XQARED-00-0000-000000W01
					J3	26.8	0.70	XQARED-00-0000-000000X01
					K2	30.6	0.80	XQARED-00-0000-000000Y01

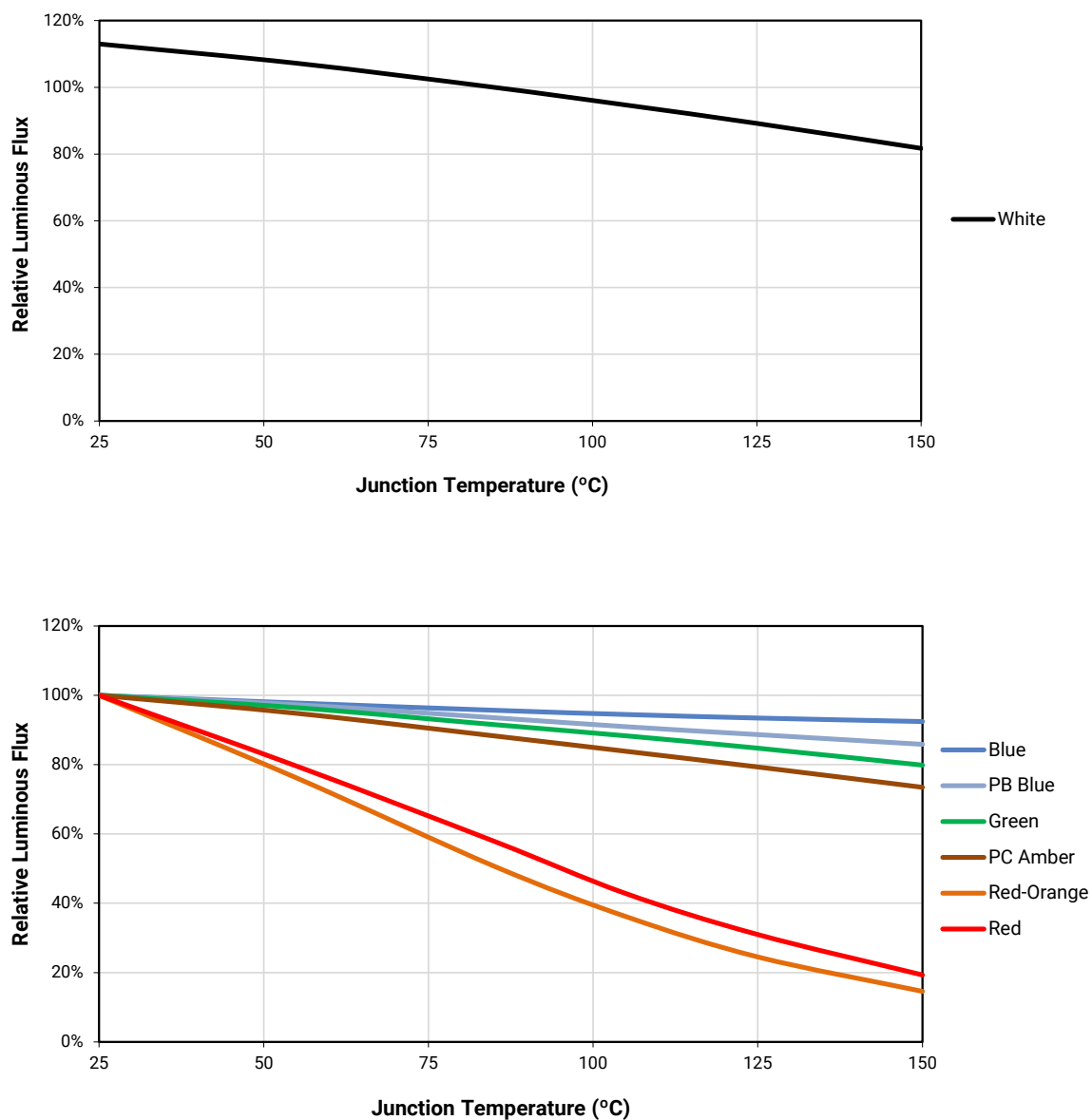
Note

- Cree maintains a tolerance of $\pm 7\%$ on flux and power measurements, ± 0.005 on chromaticity (CCx, CCy) measurements and a tolerance of ± 2 on CRI measurements. See the Measurements section (page 14).
- * Photosynthetic Photon Flux (PPF) values are calculated and for reference only.

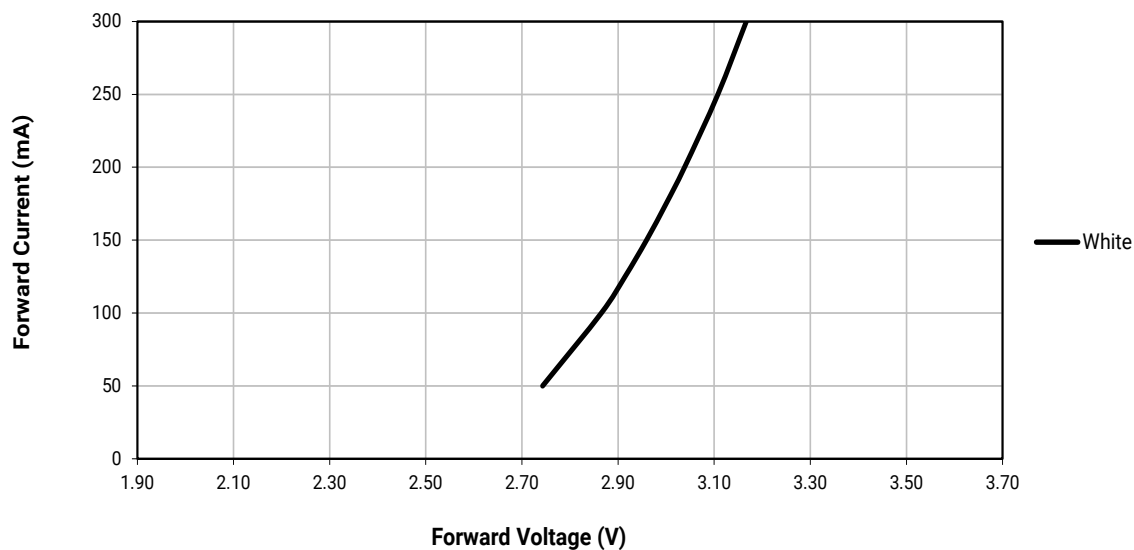
RELATIVE SPECTRAL POWER DISTRIBUTION



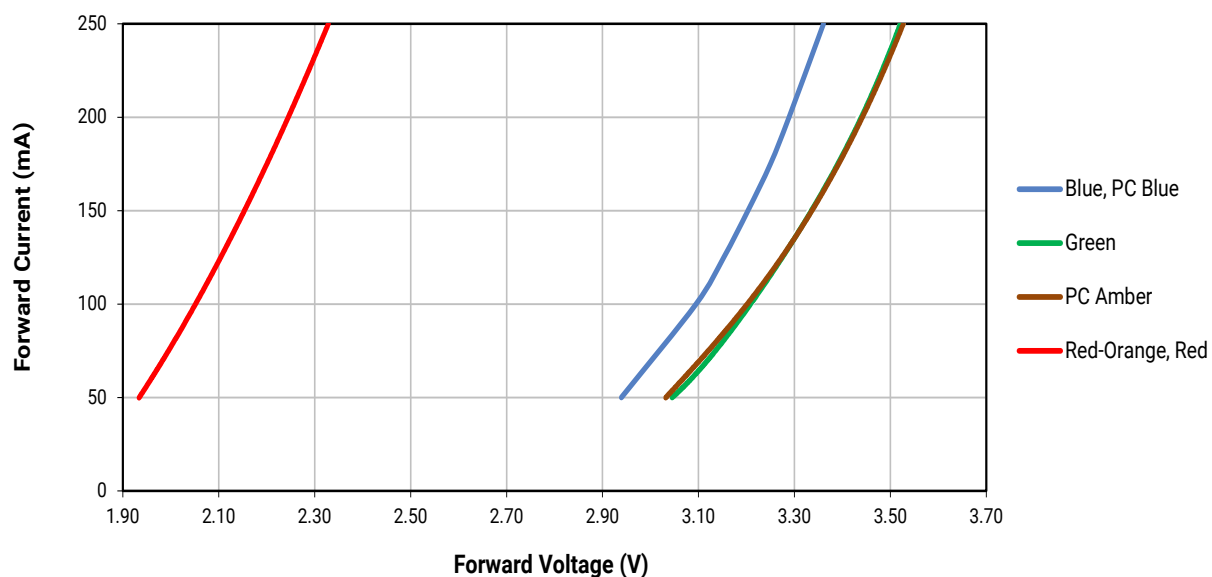
RELATIVE FLUX VS. JUNCTION TEMPERATURE ($I_F = 175$ mA)



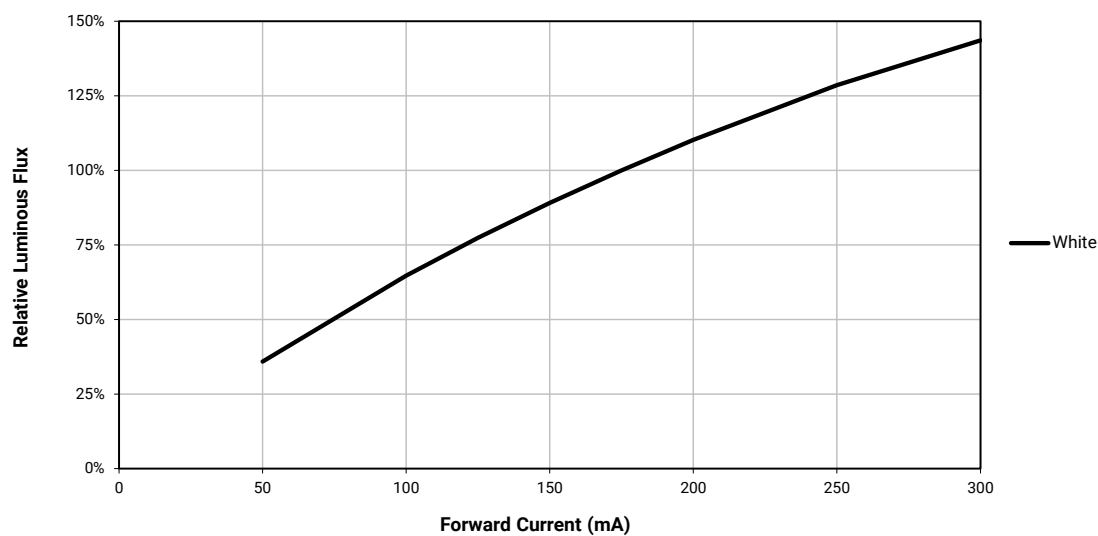
ELECTRICAL CHARACTERISTICS ($T_j = 85\text{ }^{\circ}\text{C}$)



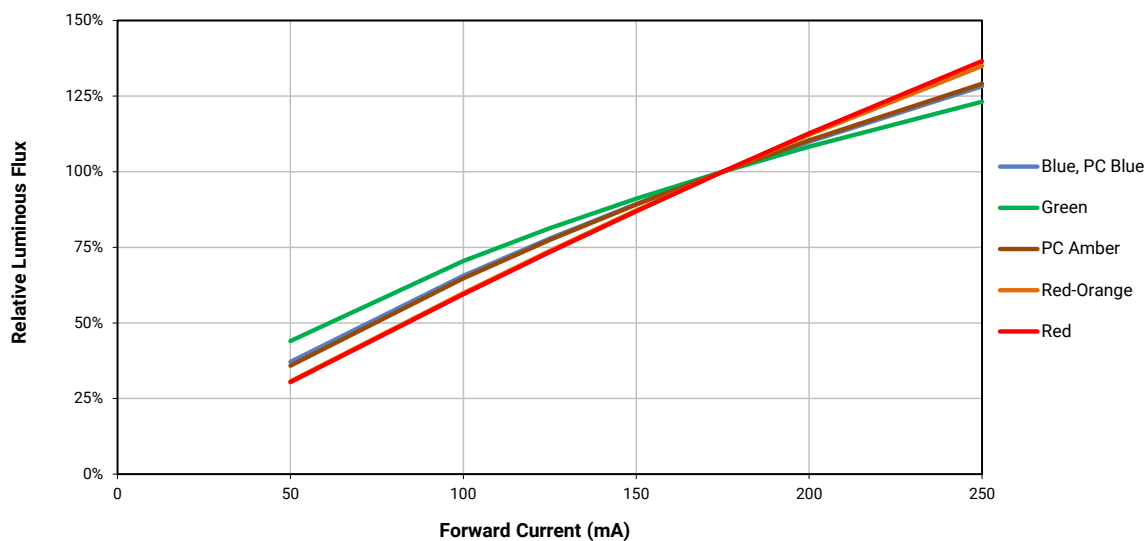
ELECTRICAL CHARACTERISTICS ($T_j = 25\text{ }^{\circ}\text{C}$)



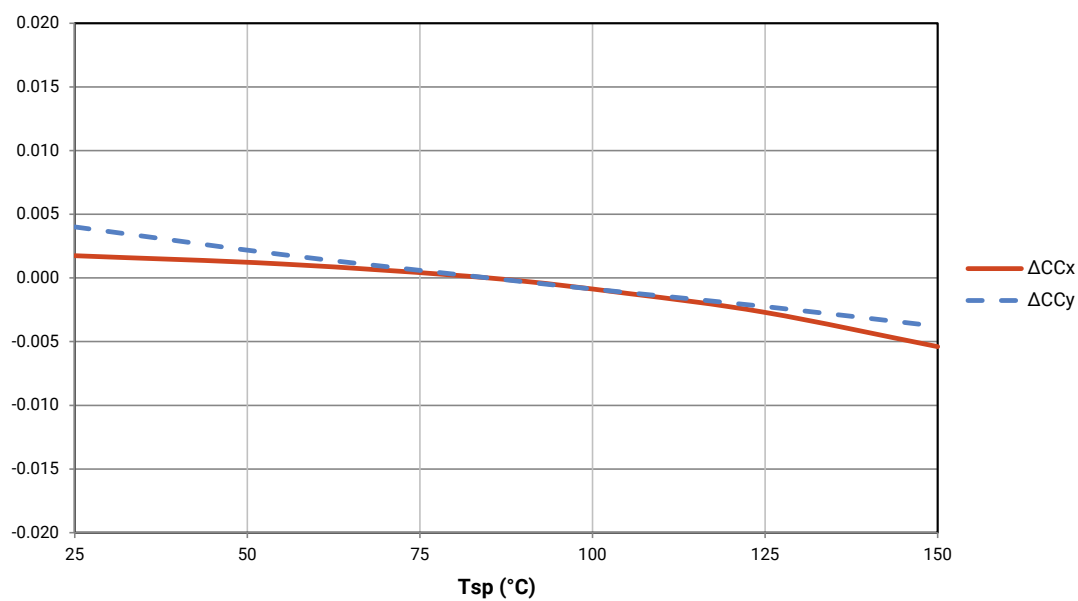
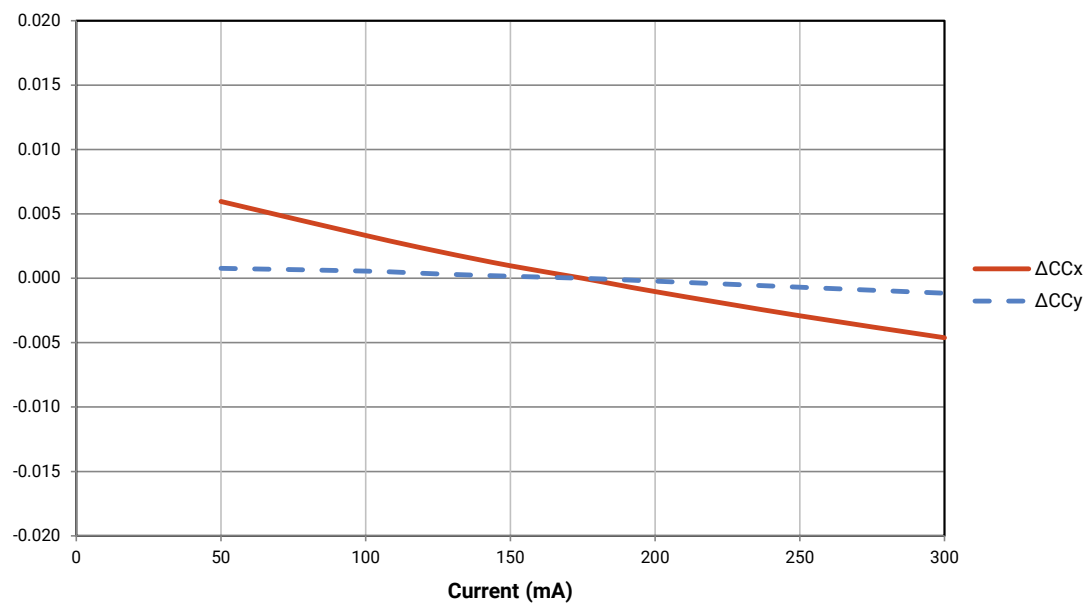
RELATIVE FLUX VS. CURRENT ($T_j = 85\text{ }^{\circ}\text{C}$)



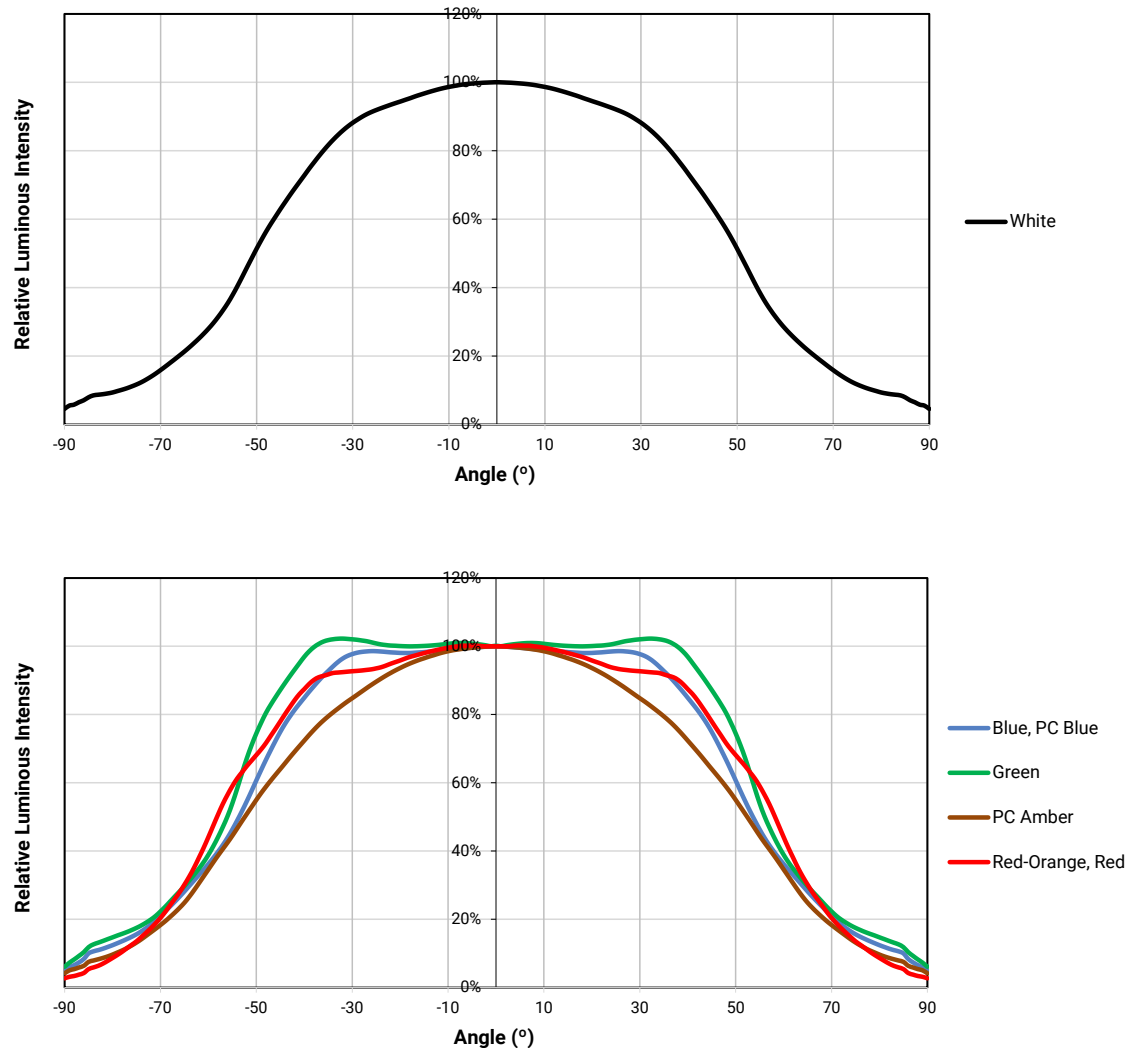
RELATIVE FLUX VS. CURRENT ($T_j = 25\text{ }^{\circ}\text{C}$)



RELATIVE CHROMATICITY VS. CURRENT AND TEMPERATURE (WARM WHITE)



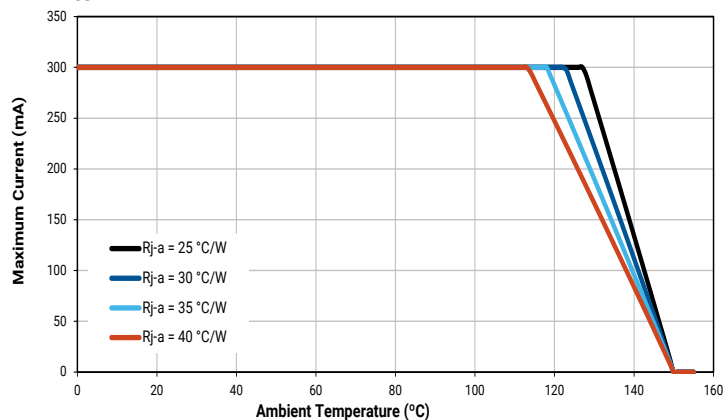
TYPICAL SPATIAL DISTRIBUTION



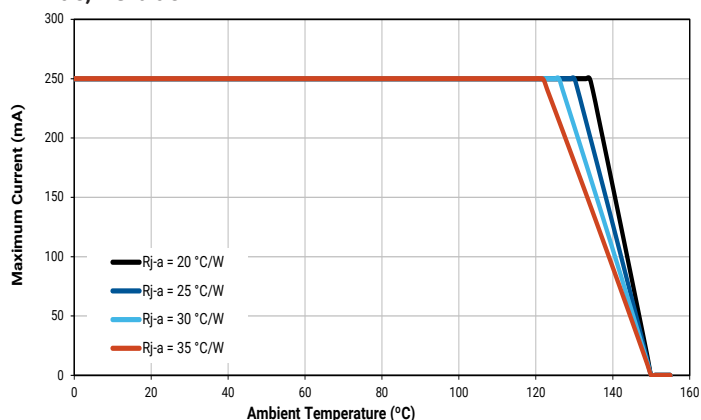
THERMAL DESIGN

The maximum forward current is determined by the thermal resistance between the LED junction and ambient. It is crucial for the end product to be designed in a manner that minimizes the thermal resistance from the solder point to ambient in order to optimize lamp life and optical characteristics.

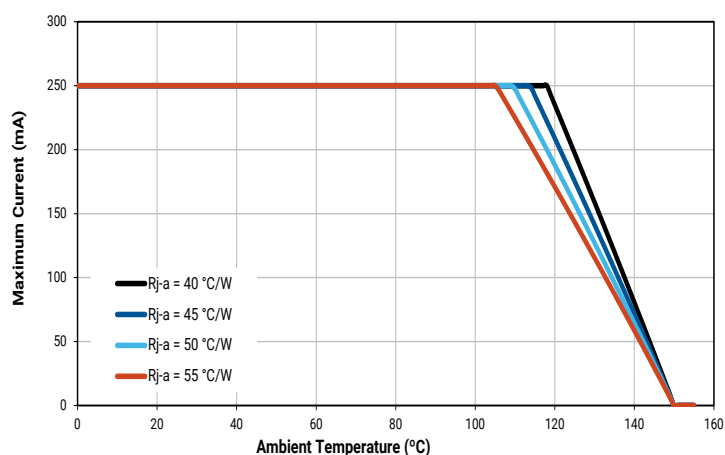
White



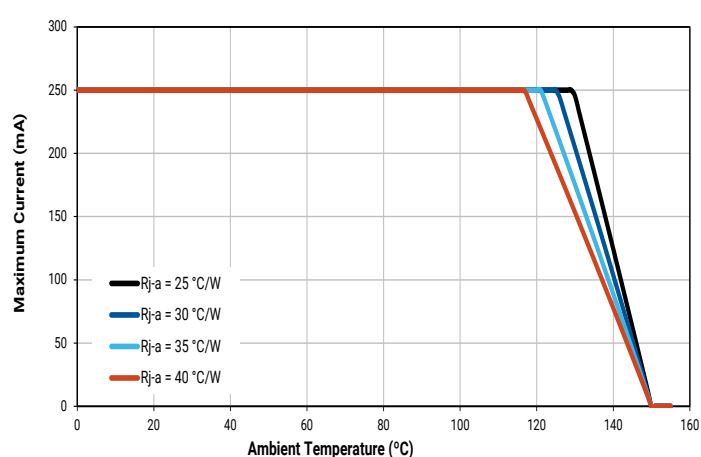
Blue, PC blue



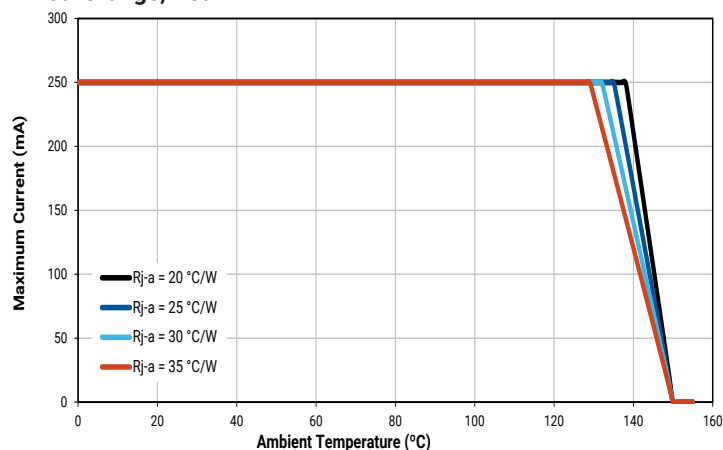
Green



PC Amber



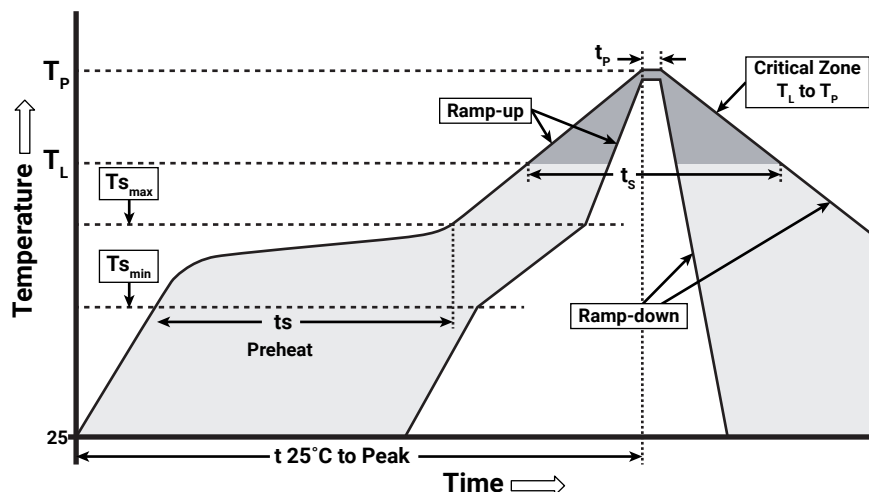
Red-Orange, Red



REFLOW SOLDERING CHARACTERISTICS

In testing, Cree has found XLamp XQ-A LEDs to be compatible with JEDEC J-STD-020C, using the parameters listed below. As a general guideline, Cree recommends that users follow the recommended soldering profile provided by the manufacturer of the solder paste used, and therefore it is the lamp or luminaire manufacturer's responsibility to determine applicable soldering requirements.

Note that this general guideline may not apply to all PCB designs and configurations of reflow soldering equipment.



IPC/JEDEC J-STD-020C

Profile Feature	Lead-Free Solder
Average Ramp-Up Rate (T_{s_max} to T_p)	1.2 °C/second
Preheat: Temperature Min (T_{s_min})	120 °C
Preheat: Temperature Max (T_{s_max})	170 °C
Preheat: Time (t_{s_min} to t_{s_max})	65-150 seconds
Time Maintained Above: Temperature (T_l)	217 °C
Time Maintained Above: Time (t_l)	45-90 seconds
Peak/Classification Temperature (T_p)	235 - 245 °C
Time Within 5 °C of Actual Peak Temperature (t_p)	20-40 seconds
Ramp-Down Rate	1 - 6 °C/second
Time 25 °C to Peak Temperature	4 minutes max.

Note: All temperatures refer to topside of the package, measured on the package body surface.

NOTES

Measurements

The luminous flux, radiant power, chromaticity, forward voltage and CRI measurements in this document are binning specifications only and solely represent product measurements as of the date of shipment. These measurements will change over time based on a number of factors that are not within Cree's control and are not intended or provided as operational specifications for the products. Calculated values are provided for informational purposes only and are not intended or provided as specifications.

Pre-Release Qualification Testing

Please read the [LED Reliability Overview](#) for details of the qualification process Cree applies to ensure long-term reliability for XLamp LEDs and details of Cree's pre-release qualification testing for XLamp LEDs.

Lumen Maintenance

Cree now uses standardized IES LM-80-08 and TM-21-11 methods for collecting long-term data and extrapolating LED lumen maintenance. For information on the specific LM-80 data sets available for this LED, refer to the public [LM-80 results document](#).

Please read the [Long-Term Lumen Maintenance application note](#) for more details on Cree's lumen maintenance testing and forecasting. Please read the [Thermal Management application note](#) for details on how thermal design, ambient temperature, and drive current affect the LED junction temperature.

Moisture Sensitivity

Cree recommends keeping XLamp LEDs in the provided, resealable moisture-barrier packaging (MBP) until immediately prior to soldering. Unopened MBPs that contain XLamp LEDs do not need special storage for moisture sensitivity.

Once the MBP is opened, XLamp XQ-A LEDs may be stored as MSL 1 per JEDEC J-STD-033, meaning they have unlimited floor life in conditions of $\leq 30^{\circ}\text{C}/85\%$ relative humidity (RH). Regardless of storage condition, Cree recommends sealing any unsoldered LEDs in the original MBP.

RoHS Compliance

The levels of RoHS restricted materials in this product are below the maximum concentration values (also referred to as the threshold limits) permitted for such substances, or are used in an exempted application, in accordance with EU Directive 2011/65/EC (RoHS2), as implemented January 2, 2013. RoHS Declarations for this product can be obtained from your Cree representative or from the [Product Ecology](#) section of the Cree website.

REACH Compliance

REACH substances of very high concern (SVHCs) information is available for this product. Since the European Chemical Agency (ECHA) has published notice of their intent to frequently revise the SVHC listing for the foreseeable future, please contact a Cree representative to insure you get the most up-to-date REACH Declaration. REACH banned substance information (REACH Article 67) is also available upon request.

NOTES - CONTINUED

UL® Recognized Component

This product meets the requirements to be considered a UL Recognized Component with Level 1 enclosure consideration. The LED package or a portion thereof has not been investigated as a fire enclosure or a fire and electrical enclosure per ANSI/UL 8750.

Vision Advisory

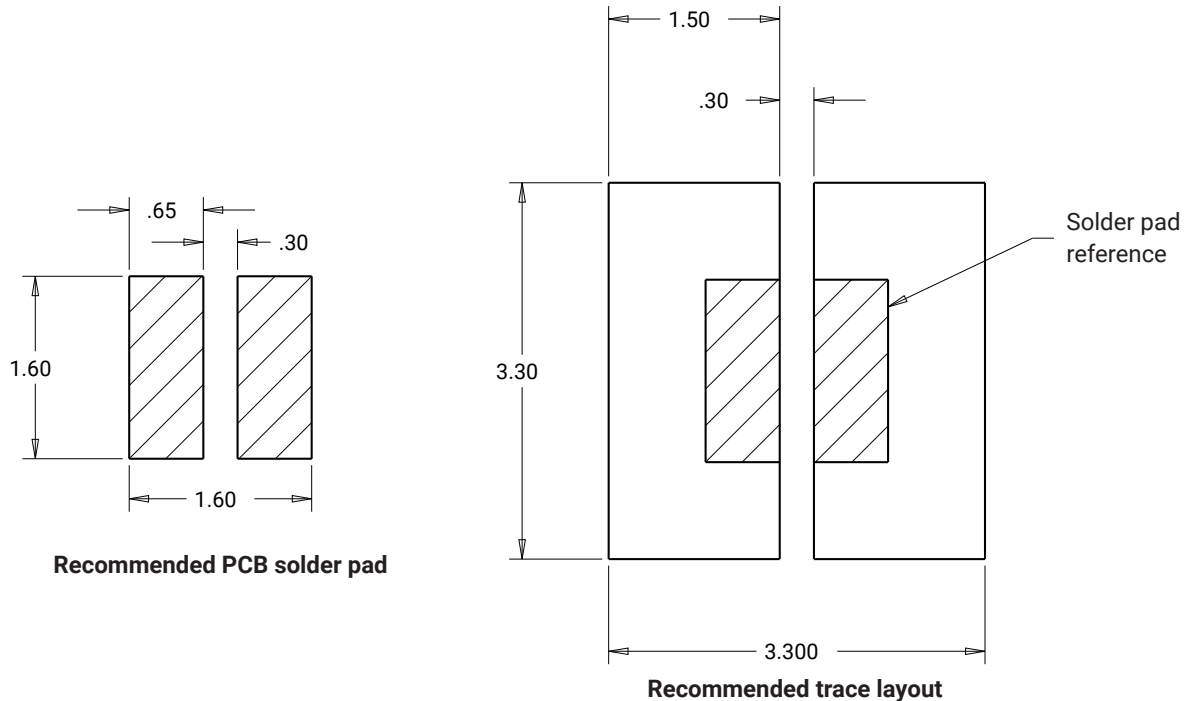
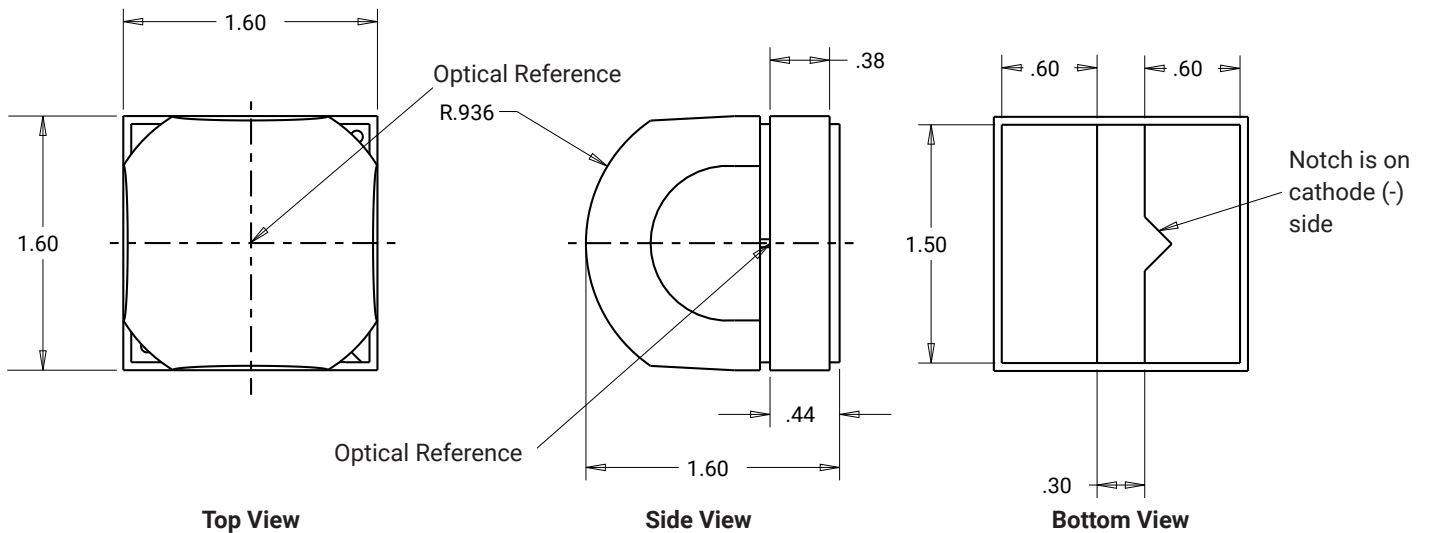
WARNING: Do not look at an exposed lamp in operation. Eye injury can result. For more information about LEDs and eye safety, please refer to the [LED Eye Safety application note](#).

MECHANICAL DIMENSIONS

Thermal vias, if present, are not shown on these drawings.

All dimensions in mm.

Measurement tolerances unless indicated otherwise: ± 0.13 mm



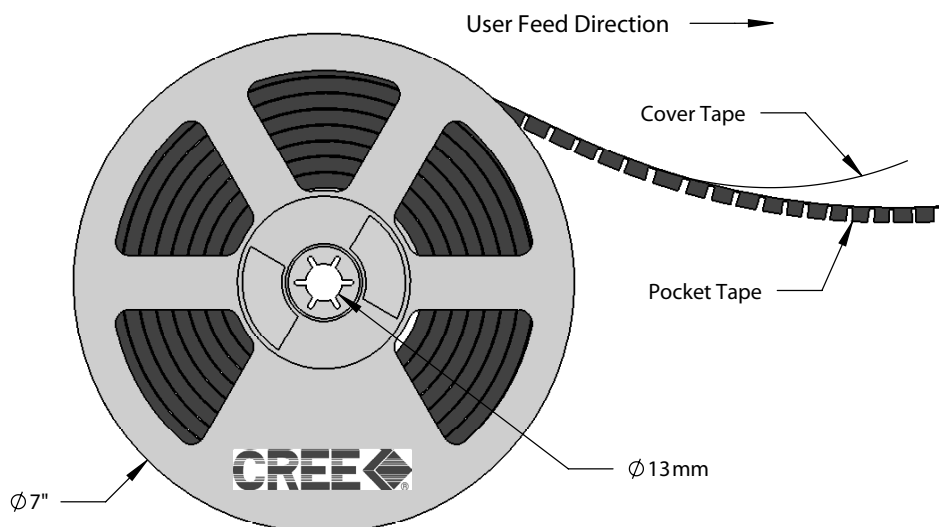
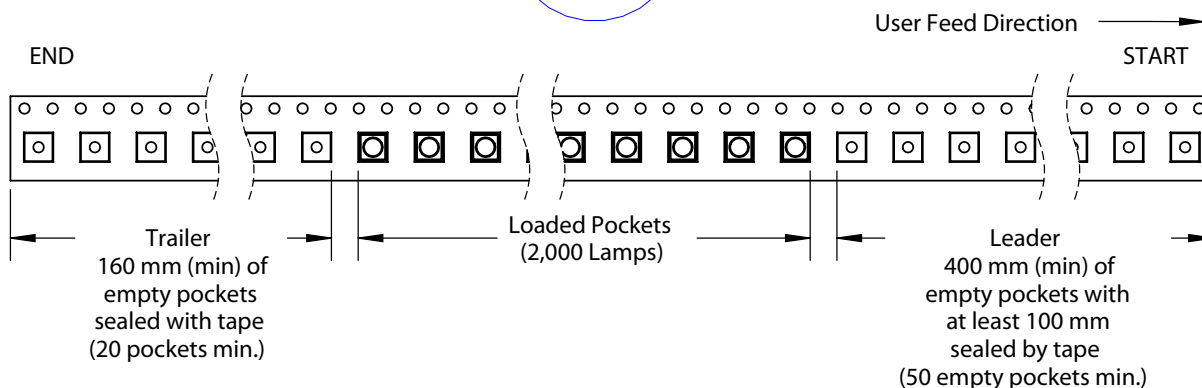
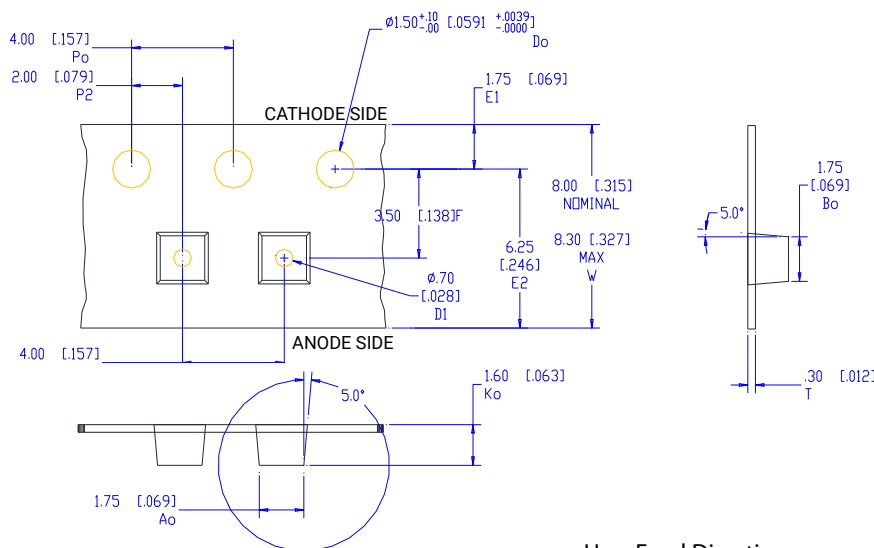
TAPE AND REEL

All Cree carrier tapes conform to EIA-481D, Automated Component Handling Systems Standard.

Except as noted, all dimensions in mm [in].

Measurement tolerances unless indicated otherwise: .xx = ±.25 mm, .xxx = . ± .125 mm


POCKET SIZE	
Ao -	1.75mm [.069"]
Bo -	1.75mm [.069"]
Ko -	1.60mm [.063"]



PACKAGING

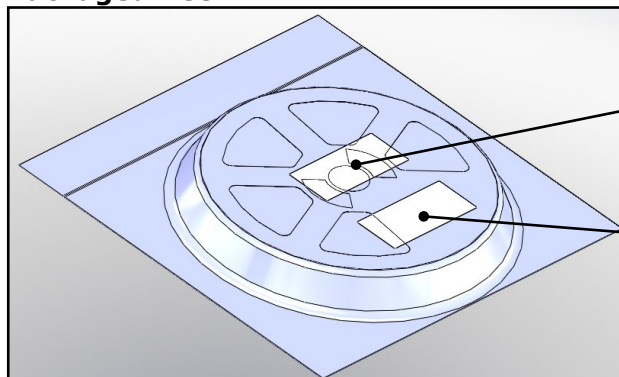
The diagrams below show the packaging and labels Cree uses to ship XLamp XQ-A LEDs. XLamp XQ-A LEDs are shipped in tape loaded on a reel. Each box contains only one reel in a moisture barrier bag.

Unpackaged Reel



Label with Cree Bin Code,
Quantity, Reel ID

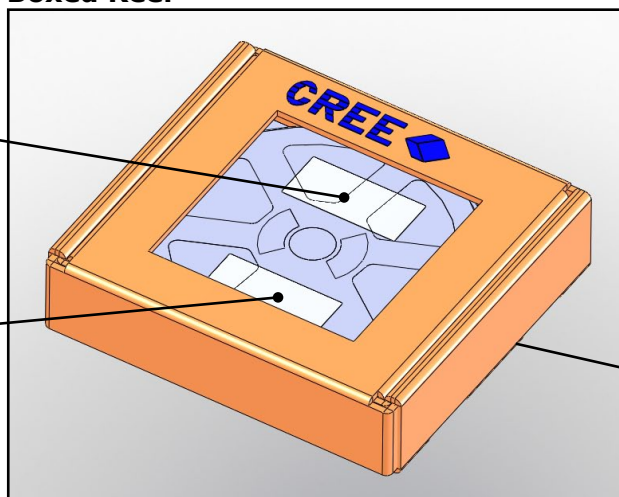
Packaged Reel



Label with Cree Order Code,
Quantity, Reel ID, PO #

Label with Cree Bin Code,
Quantity, Reel ID

Boxed Reel



Label with Cree Order Code,
Quantity, Reel ID, PO #

Label with Cree Bin Code,
Quantity, Reel ID

Patent Label
(on bottom of box)

Mouser Electronics

Authorized Distributor

Click to View Pricing, Inventory, Delivery & Lifecycle Information:

Cree, Inc.:

[XQAAWT-02-0000-00000H2E7](#) [XQAAWT-02-0000-00000B4E3](#) [XQAAWT-02-0000-00000B4E1](#) [XQAAWT-02-0000-00000H3E5](#) [XQAAWT-02-0000-00000B4E5](#) [XQAAWT-02-0000-00000B4E2](#) [XQAAWT-02-0000-00000L3E5](#) [XQAAWT-00-0000-00000B350](#) [XQAAWT-02-0000-00000L2E3](#) [XQAAWT-00-0000-00000B353](#) [XQAAWT-00-0000-00000HZE7](#) [XQAAWT-00-0000-00000L3F5](#) [XQAAWT-02-0000-00000L4E1](#) [XQAAWT-00-0000-00000L3F4](#) [XQAAWT-00-0000-00000UYE8](#) [XQAAWT-02-0000-00000H2F8](#) [XQAAWT-00-0000-00000B4E5](#) [XQAAWT-02-0000-00000HZE7](#) [XQAAWT-02-0000-00000L551](#) [XQAAWT-02-0000-00000B2F5](#) [XQAAWT-02-0000-00000L550](#) [XQAAWT-00-0000-00000UZE8](#) [XQAAWT-02-0000-00000L5E2](#) [XQAAWT-02-0000-00000LZF8](#) [XQAAWT-02-0000-00000L4F4](#) [XQAAWT-00-0000-00000L3E6](#) [XQAAWT-02-0000-00000L5E1](#) [XQAAWT-02-0000-00000L453](#) [XQAAWT-00-0000-00000B4E2](#) [XQAAWT-02-0000-00000B550](#) [XQAAWT-00-0000-00000UXF8](#) [XQAAWT-02-0000-00000L553](#) [XQAAWT-02-0000-00000B3E3](#) [XQAAWT-02-0000-00000B351](#) [XQAAWT-02-0000-00000HZE8](#) [XQAAWT-00-0000-00000L3E1](#) [XQAAWT-02-0000-00000UYF8](#) [XQAAWT-02-0000-00000B553](#) [XQAAWT-02-0000-00000B3E1](#) [XQAAWT-02-0000-00000B5E3](#) [XQAAWT-00-0000-00000L3F7](#) [XQAAWT-00-0000-00000L351](#) [XQAAWT-00-0000-00000L3E5](#) [XQAAWT-00-0000-00000H2E6](#) [XQAAWT-02-0000-00000B5E2](#) [XQAAWT-00-0000-00000B4E1](#) [XQAAWT-02-0000-00000H3F6](#) [XQAAWT-02-0000-00000L4E3](#) [XQAAWT-00-0000-00000L350](#) [XQAAWT-02-0000-00000LZE7](#) [XQAAWT-00-0000-00000L3F6](#) [XQAAWT-00-0000-00000L353](#) [XQAAWT-02-0000-00000B3E5](#) [XQAAWT-00-0000-00000B450](#) [XQAAWT-00-0000-00000H2E8](#) [XQAAWT-02-0000-00000L450](#) [XQAAWT-00-0000-00000L3F8](#) [XQAAWT-00-0000-00000UZF8](#) [XQAAWT-00-0000-00000L3E7](#) [XQAAWT-02-0000-00000B3E4](#) [XQAAWT-02-0000-00000B353](#) [XQAAWT-00-0000-00000H2E5](#) [XQAAWT-02-0000-00000H3F8](#) [XQAAWT-02-0000-00000L451](#) [XQAAWT-00-0000-00000B4E4](#) [XQAAWT-00-0000-00000H3F8](#) [XQAAWT-02-0000-00000B3F4](#) [XQAAWT-02-0000-00000H2F7](#) [XQAAWT-00-0000-00000HZF8](#) [XQAAWT-02-0000-00000B5E1](#) [XQAAWT-02-0000-00000B551](#) [XQAAWT-00-0000-00000B4E3](#) [XQAAWT-02-0000-00000B3E2](#) [XQAAWT-00-0000-00000L2E4](#) [XQAAWT-00-0000-00000L3E4](#) [XQAAWT-00-0000-00000L3E2](#) [XQAAWT-00-0000-00000UYE7](#) [XQAAWT-02-0000-00000B350](#) [XQAAWT-00-0000-00000B451](#) [XQAAWT-00-0000-00000L2E3](#) [XQAAWT-02-0000-00000H3E7](#) [XQAAWT-02-0000-00000HZF8](#) [XQAAWT-00-0000-00000B453](#) [XQAAWT-00-0000-00000H3F6](#) [XQAAWT-02-0000-00000UYE7](#) [XQAAWT-00-0000-00000L2F5](#) [XQAAWT-00-0000-00000L2E5](#) [XQAAWT-00-0000-00000L2E6](#) [XQAAWT-00-0000-00000H2E7](#) [XQAAWT-02-0000-00000L4E2](#) [XQAAWT-02-0000-00000LZE8](#) [XQAAWT-00-0000-00000UZE7](#) [XQAAWT-00-0000-00000LZE7](#) [XQAAWT-00-0000-00000H2F8](#) [XQAAWT-00-0000-00000B2F5](#) [XQAAWT-00-0000-00000B3F4](#) [XQAAWT-00-0000-00000LZF8](#) [XQAAWT-00-0000-00000H2F7](#) [XQAAWT-00-0000-00000L2E8](#) [XQAAWT-00-0000-00000L2F7](#)