

2370 SERIES MULTI-POLE REED RELAYS FOR -40°C TO 125°C

Wide Operating Range
-40°C to +125°C



2370 Series Multi-Pole Reed Relays

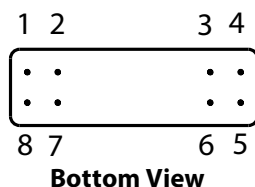
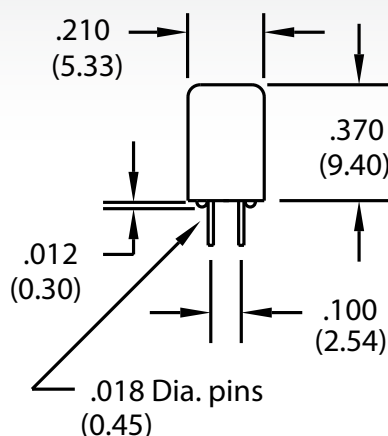
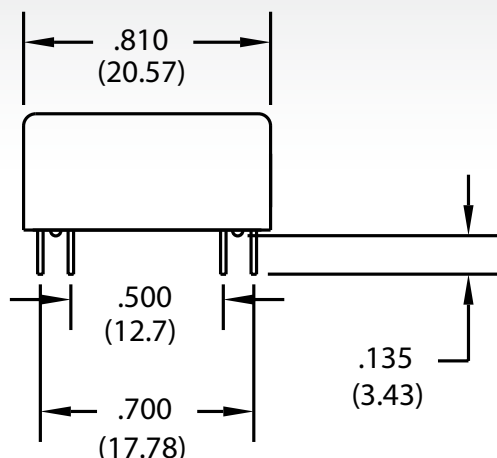
The 2370 Series is designed for Automated Test Equipment and Instrumentation requiring -40°C to +125°C operation. The 2370 series is available with 2 Form A, 3 Form A and 2 Form C contacts.

2370 Series Features

- ▶ Smallest Multi-pole Relay: 0.056 sq. inches/pole (3 pole relay)
- ▶ Hermetically Sealed Contacts
- ▶ Long Life / High Reliability
- ▶ Magnetically Shielding Steel Shell
- ▶ Wide operating temperature range -40°C to +125°C
- ▶ RoHS compliant

DIMENSIONS

in Inches (Millimeters)



Bottom View

Ordering Information

Part Number **23XX-XX-0X0**

Model Number

2377 (2 Form A)
2373 (3 Form A)
2372 (2 Form C)

Coil Voltage

05=5 volts
12=12 volts

Shielding Options

0=No Shielding (2373 & 2372 only)
2=Coaxial Shield (2377 only)

MODEL NUMBER			2377 ²	2373	2372
Parameters	Test Conditions	Units	2 Form A	3 Form A	2 Form C
COIL SPECS.					
Nom. Coil Voltage		VDC	5 12	5 12	5 12
Coil Resistance	+/- 10%, 25° C	Ω	90 500	90 500	90 500
Operate Voltage	Must Operate by	VDC - Max.	2.5 6.7	2.5 6.7	2.5 6.7
Release Voltage	Must Release by	VDC - Min.	0.4 1.0	0.4 1.0	0.4 1.0
CONTACT RATINGS					
Switching Voltage	Max DC/Peak AC Resist.	Volts	200	200	100
Switching Current	Max DC/Peak AC Resist.	Amps	0.5	0.5	0.25
Carry Current	Max DC/Peak AC Resist.	Amps	1.5	1.5	0.5
Contact Rating	Max DC/Peak AC Resist.	Watts	10	10	3
Life Expectancy-Typical ¹	Signal Level 1.0V, 10mA	x 10 ⁶ Ops.	500	500	100
Static Contact Resistance (max. init.)	50mV, 10mA	Ω	0.150	0.150	0.200
Dynamic Contact Resistance (max. init.)	0.5V, 50mA at 100 Hz, 1.5 msec	Ω	0.200	0.200	0.250
RELAY SPECIFICATIONS					
Insulation Resistance (minimum)	Between all Isolated Pins at 100V, 25°C, 40% RH	Ω	10 ¹²	10 ¹²	10 ⁹
Capacitance - Typical Across Open Contacts	No Shield Shield Guarding	pF	0.8	0.8	2.0
		pF	0.2	N/A	N/A
Dielectric Strength (minimum)	Between Contacts	VDC/peak AC	250	250	200
	Contacts to Shield	VDC/peak AC	1000	N/A	N/A
	Contacts/Shield to Coil	VDC/peak AC	1000	1000	1000
Operate Time - including bounce - Typical	At Nominal Coil Voltage, 30 Hz Square Wave	msec.	0.5	0.5	1.5
Release Time - Typical		msec.	0.15	0.15	2.0
Top View: Dot stamped on top of relay refers to pin #1 location Grid = .1"x.1" (2.54mm x 2.54mm)					

Notes:

¹ Consult factory for life expectancy at other switching loads. Resistance >0.5Ω defines end of life or failure to open.

² 2377 Coaxial shield is connected to pins #6 and #7.

Environmental Ratings:

Storage Temp: -40°C to +125°C; *Operating Temp:* -40°C to +125°C; *Solder Temp:* 270°C max; 10 sec. max

All electrical parameters measured at 25°C unless otherwise specified.

Vibration: 20 G's to 2000 Hz; *Shock:* 50 G's

24042014

Mouser Electronics

Authorized Distributor

Click to View Pricing, Inventory, Delivery & Lifecycle Information:

[Coto Technology:](#)

[2373-05-000](#) [2372-12-000](#) [2372-05-000](#) [2377-05-020](#) [2373-12-000](#) [2377-12-020](#)