

Square Body - Flush End Contact

690V (IEC) 25-400A

Electrical Characteristics					Ordering Information			Curves	
Size	Rated Current RMS-Amps	I ² t (A ² S)		Watts Loss	00B/60 Visual Indicator	00BTN/60 Type T Indicator for Micro	Carton Qty.	Carton Weight (kg)	BIF #
		Pre-arc	Clearing at 660V						
00	25	19	130	6	170M2708	170M2758	5	1.35	17056312
	32	28.5	195	7	170M2709	170M2759			
	40	50	360	9	170M2710	170M2760			
	50	95	640	10	170M2711	170M2761			
	63	170	1200	12	170M2712	170M2762			
	80	310	2100	15	170M2713	170M2763			
	100	620	4150	20	170M2714	170M2764			
	125	1000	6950	25	170M2715	170M2765			
	160	1900	13000	30	170M2716	170M2766			
	200	3400	23000	35	170M2717	170M2767			
	250	6250	42000	45	170M2718	170M2768			
	315	10000	68500	55	170M2719	170M2769			
	350	13500	91500	60	170M2720	170M2770			
	400	18000	125000	70	170M2721	170M2771			

- Interrupting rating 200kA (Estimated 300kA) RMS Symmetrical.
- Watts loss provided at rated current.
- Microswitch indicator ordered separately.

1 kg = 2.2 lbs. 1 lb = 0.45 kg

Square Body – Flush End Contact

690V (IEC) 25-400A

Electrical Characteristics

Total Clearing I²t

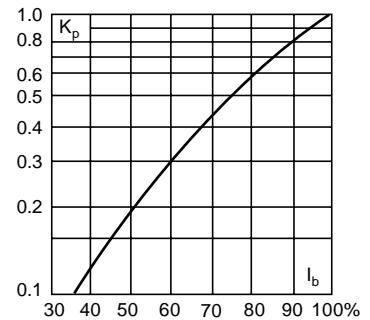
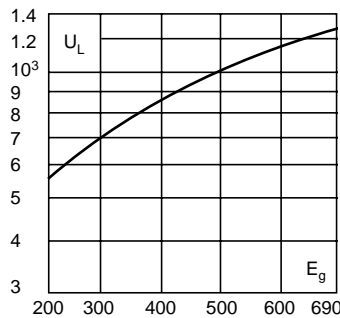
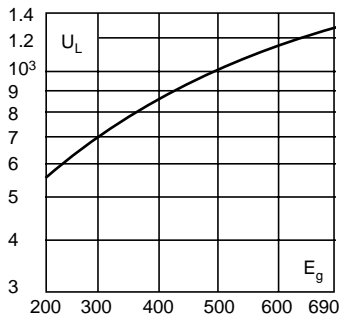
The total clearing I²t at rated voltage and at power factor of 15% are given in the electrical characteristics. For other voltages, the clearing I²t is found by multiplying by correction factor, K, given as a function of applied working voltage, E_g, (RMS).

Arc Voltage

This curve gives the peak arc voltage, U_L, which may appear across the fuse during its operation as a function of the applied working voltage, E_g, (RMS) at a power factor of 15%.

Power Losses

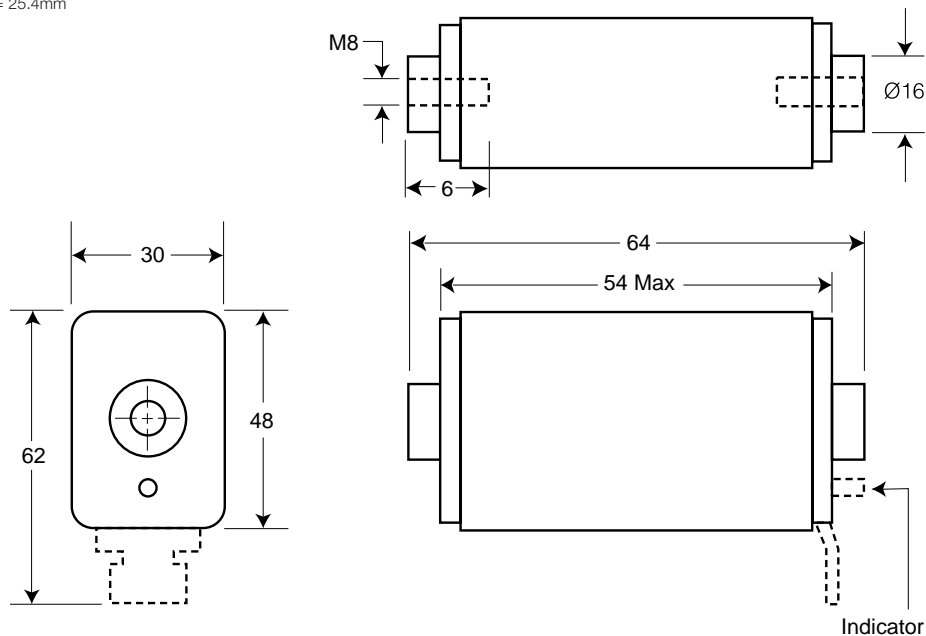
Watts loss at rated current is given in the electrical characteristics. The curve allows the calculation of the power losses at load currents lower than the rated current. The correction factor, K_p, is given as a function of the RMS load current, I_b, in % of the rated current.



Dimensions

Flush End Contact: Type 00B/60, 00BTN/60

Dimension in mm.
1mm = 0.0394" 1" = 25.4mm



The only controlled copy of this BIF document is the electronic read-only version located on the Bussmann Network Drive. All other copies of this document are by definition uncontrolled. This bulletin is intended to clearly present comprehensive product data and provide technical information that will help the end user with design applications. Bussmann reserves the right, without notice, to change design or construction of any products and to discontinue or limit distribution of any products. Bussmann also reserves the right to change or update, without notice, any technical information contained in this bulletin. Once a product has been selected, it should be tested by the user in all possible applications.

Mouser Electronics

Authorized Distributor

Click to View Pricing, Inventory, Delivery & Lifecycle Information:

Eaton:

[170M2708](#) [170M2709](#) [170M2710](#) [170M2711](#) [170M2712](#) [170M2713](#) [170M2716](#) [170M2717](#) [170M2721](#) [170M2758](#)
[170M2759](#) [170M2760](#) [170M2761](#) [170M2762](#) [170M2763](#) [170M2764](#) [170M2765](#) [170M2766](#) [170M2767](#) [170M2768](#)
[170M2769](#) [170M2770](#) [170M2771](#)