




# TDC10 and TDC11

## 1/4" x 1 1/4" (TDC10) fast-acting (TDC11) time delay glass tube fuses



### Ordering information

- Specify part number and product code prefix,
- e.g.: BK/TDC10-20-R

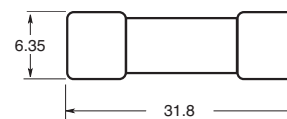
Packaging Code	
Packaging Prefix	Description
BK	100 fuses packed into a cardboard carton
BK1	1000 fuses packed into a cardboard carton

### Product features

- TDC10 fast-acting
- TDC11 time-delay
- Lead free and RoHS compliant
- 1/4" x 1 1/4" physical size
- Glass tube, electroplated brass endcap construction
- Interrupting rating equals 10 times rated current
- TDC10 Series designed to British Standard BS2950A

### Dimensions - mm

Drawing Not to Scale



FAST-ACTING TDC10 SPECIFICATIONS										
Part Number	Amps	Voltage Rating (Vac)	Interrupting Rating (amps @ rated voltage) *							
			1000V	750V	500V	350V	250V	150V	100V	32V
TDC10-50-R	50mA	1000	500mA	—	—	—	—	—	—	—
TDC10-60-R	60mA	1000	600mA	—	—	—	—	—	—	—
TDC10-100-R	100mA	1000	1	—	—	—	—	—	—	—
TDC10-150-R	150mA	1000	1.5	—	—	—	—	—	—	—
TDC10-250-R	250mA	1000	2.5	—	—	—	—	—	—	—
TDC10-500-R	500mA	750	—	5	—	—	—	—	—	—
TDC10-750-R	750mA	500	—	—	7.5	—	—	—	—	—
TDC10-1-R	1	350	—	—	—	10	—	—	—	—
TDC10-1.5-R	1.5	250	—	—	—	—	15	—	—	—
TDC10-2-R	2	250	—	—	—	—	20	—	—	—
TDC10-3-R	3	250	—	—	—	—	30	—	—	—
TDC10-5-R	5	250	—	—	—	—	50	—	—	—
TDC10-7-R	7	150	—	—	—	—	—	70	—	—
TDC10-10-R	10	100	—	—	—	—	—	—	100	—
TDC10-12-R	12	32	—	—	—	—	—	—	—	120
TDC10-15-R	15	32	—	—	—	—	—	—	—	150
TDC10-20-R	20	32	—	—	—	—	—	—	—	200
TDC10-25-R	25	32	—	—	—	—	—	—	—	250

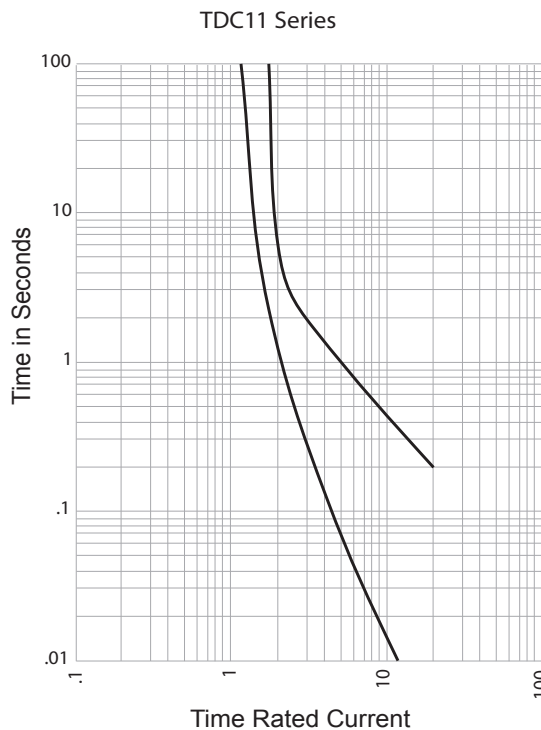
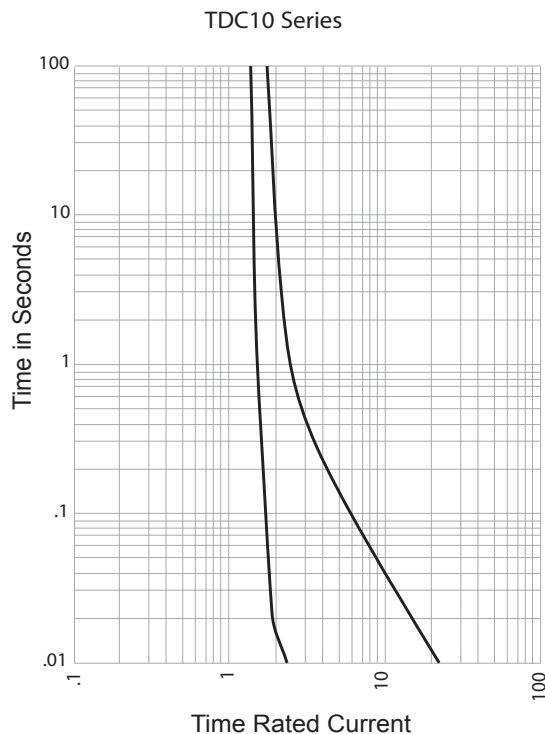
\* Interrupting Rating: Interrupting rating is 10 times the rated current.

\*\* DC Cold Resistance (Measured at &lt;10% of rated current)

TIME-DELAY TDC11 SPECIFICATIONS									
Part Number	Amps	Voltage Rating (Vac)	Interrupting Rating (amps @ rated voltage) *						
			1000V	750V	500V	350V	250V	150V	100V
TDC11-50-R	50mA	1000	500mA	—	—	—	—	—	—
TDC11-60-R	60mA	1000	600mA	—	—	—	—	—	—
TDC11-100-R	100mA	1000	1	—	—	—	—	—	—
TDC11-150-R	150mA	1000	1.5	—	—	—	—	—	—
TDC11-250-R	250mA	1000	2.5	—	—	—	—	—	—
TDC11-500-R	500mA	750	—	5	—	—	—	—	—
TDC11-750-R	750mA	500	—	—	7.5	—	—	—	—
TDC11-1-R	1	350	—	—	—	10	—	—	—
TDC11-1.5-R	1.5	250	—	—	—	—	15	—	—
TDC11-2-R	2	250	—	—	—	—	20	—	—
TDC11-3-R	3	250	—	—	—	—	30	—	—
TDC11-5-R	5	250	—	—	—	—	50	—	—
TDC11-7-R	7	150	—	—	—	—	—	70	—
TDC11-10-R	10	100	—	—	—	—	—	—	100

\* Interrupting Rating: Interrupting rating is 10 times the rated current.  
\*\* DC Cold Resistance (Measured at <10% of rated current)

### Time-Current Curves



Life Support Policy: Eaton does not authorize the use of any of its products for use in life support devices or systems without the express written approval of an officer of the Company. Life support systems are devices which support or sustain life, and whose failure to perform, when properly used in accordance with instructions for use provided in the labeling, can be reasonably expected to result in significant injury to the user.

Eaton reserves the right, without notice, to change design or construction of any products and to discontinue or limit distribution of any products. Eaton also reserves the right to change or update, without notice, any technical information contained in this bulletin.

**Eaton**  
**Electronics Division**  
1000 Eaton Boulevard  
Cleveland, OH 44122  
United States  
[www.eaton.com/electronics](http://www.eaton.com/electronics)

© 2017 Eaton  
All Rights Reserved  
Printed in USA  
Publication No. 2602 BU-SB13328  
June 2017

# Mouser Electronics

Authorized Distributor

Click to View Pricing, Inventory, Delivery & Lifecycle Information:

## Eaton:

[BK/TDC11-5A](#) [BK/TDC10-100MA](#) [BK/TDC10-12A](#) [BK/TDC10-15A](#) [BK/TDC10-1A](#) [BK/TDC10-25A](#) [BK/TDC10-2A](#)  
[BK/TDC10-500MA](#) [BK/TDC10-60MA](#) [BK/TDC11-100MA](#) [BK/TDC11-1.5A](#) [BK/TDC11-3A](#) [TDC11-250MA](#)  
[BK1/TDC10-500MA](#) [BK1/TDC10-60MA](#) [BK1/TDC10-7-R](#) [BK1/TDC11-100-R](#) [BK1/TDC11-150MA](#) [BK1/TDC11-250-R](#)  
[BK1/TDC11-3A](#) [BK1/TDC11-50MA](#) [BK1/TDC11-50-R](#) [BK1/TDC11-5A](#) [BK1/TDC11-60MA](#) [BK1/TDC11-7A](#) [BK1-](#)  
[TDC10-7-R](#) [BK1-TDC11-100-R](#) [BK1-TDC11-250-R](#) [BK1-TDC11-50-R](#) [BK1-TDC11-60MA](#) [BK1-TDC11-7A](#) [BK-](#)  
[TDC10-100MA](#) [BK-TDC10-12A](#) [BK-TDC10-1A](#) [BK-TDC10-25A](#) [BK-TDC10-2A](#) [BK-TDC10-4A](#) [BK-TDC10-500MA](#)  
[BK-TDC10-60MA](#) [BK-TDC11-100MA](#) [BK-TDC11-1.5A](#) [BK-TDC11-1A](#) [BK-TDC11-3A](#) [BK-TDC11-50MA](#) [BK1-TDC10-](#)  
[7-5-R](#) [BK1-TDC11-1-25R](#) [BK1-TDC11-1-5-R](#) [BK1-TDC11-2-5-R](#) [BK1/TDC10-7.5-R](#) [BK1/TDC10-500-R](#) [BK1/TDC10-](#)  
[25-R](#) [BK1/TDC10-100-R](#) [BK1/TDC10-2-R](#) [BK1/TDC10-15-R](#) [BK1/TDC10-1.25A](#) [BK1/TDC10-750-R](#) [BK1/TDC10-1.5-](#)  
[R](#) [BK1/TDC10-150-R](#) [BK1/TDC10-3-R](#) [BK1/TDC10-250-R](#) [BK1/TDC10-5-R](#) [BK1/TDC10-1-R](#) [BK1/TDC10-12-R](#)  
[BK1/TDC10-60-R](#) [BK1/TDC10-600MA](#) [BK1/TDC10-10-R](#) [BK1/TDC10-20-R](#) [BK1/TDC11-1-R](#) [BK1/TDC11-2-R](#)  
[BK1/TDC11-3-R](#) [BK1/TDC11-500-R](#) [BK1/TDC11-5-R](#) [BK1/TDC11-750-R](#) [BK1/TDC11-1.25R](#) [BK1/TDC11-150-R](#)  
[BK1/TDC11-850MA](#) [BK1/TDC11-850-R](#)