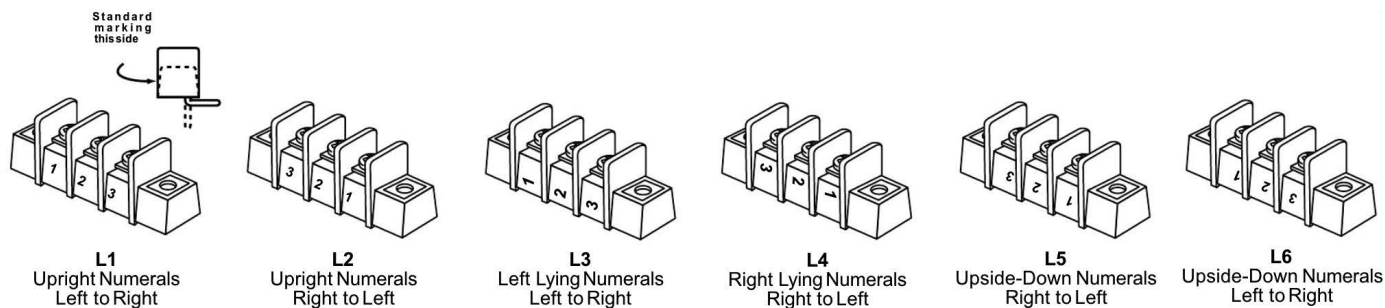


Marking Options & Accessories

Standard Marking

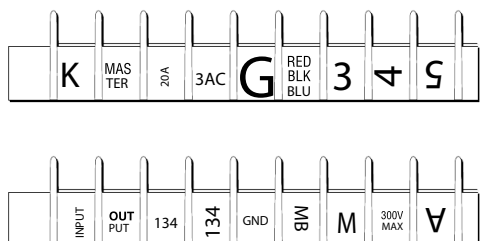
Markings are applied directly to the sides of A0, CB0, A1, CB11, A2, LP2, CB2, A3, LP3, CB3, A38, B38, A&B4. Standard characters are white and 1/8" high. Factory may substitute 3/32" high characters.



Blocks to be marked on both sides require a different code for each side. Example: "L1" on one side of the block requires "L2" on the other side to ensure common terminal marking. Specify by adding suffix to part number.

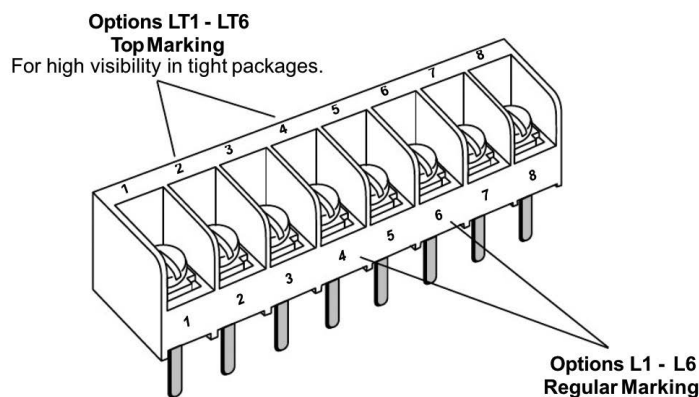
Special Marking

Special markings are available upon request at an additional charge for preparation. Production charges for setup, handling and marking are the same as for standard marking and the same quantity discounts apply. Consult factory for price and delivery.



Closed Barrier Terminal Block Marking Options for (CB11, CB2 and CB3)

- L1 & LT1 = Upright numerals, numbered from left to right
- L2 & LT2 = Upright numerals, numbered from right to left
- L3 = Left lying numerals, numbered from left to right
- L4 = Right lying numerals, numbered from right to left
- L5 & LT5 = Upside down numerals, numbered from right to left
- L6 & LT6 = Upside down numerals, numbered from left to right



Mouser Electronics

Authorized Distributor

Click to View Pricing, Inventory, Delivery & Lifecycle Information:

Eaton:

[BB3-02BF](#) [BB1-03](#) [TA8-08](#) [BB2-08-00](#) [TA8-03](#) [BB3-04BF](#) [BB3-04TF](#) [BB3-04](#) [BB3-10](#) [BB3-11TF](#)