


GDA

5 mm x 20 mm Fast-acting ceramic tube fuses



Product features

- Fast-acting, high breaking capacity
- 5 x 20mm physical size
- Ceramic tube, nickel-plated brass endcap construction
- Silver-plated endcap construction (50mA-400mA)
- Optional axial leads are 0.032" x 1.5" copper tinned
- Designed to IEC 60127-2

Agency information

- UL Recognized Card: Guide JDYX2, File E19180
- CSA Component Acceptance: File 53787
- Semko Approval: File 413779, File 512433
- IMQ Approval: File EB405
- CCC: File 2005010207155691

Ordering

- Specify product code: Insert packaging code prefix before part number. E.g. BK/GDA-250mA
- Specify option code if desired: For axial leads, insert "V" between catalog series and amp rating. E.g. BK/GDA-V-250mA

Electrical Characteristics							
I_n	1.5 I_n min	2.1 I_n max	2.75 I_n min	max	4 I_n min	max	10 I_n max
50mA-3.15A	60 min	30 min	10 ms	2 sec	3 ms	300 ms	20 ms
4A-10A	60 min	30 min	10 ms	3 sec	3 ms	300 ms	20 ms

Part Number	Voltage Rating Vac	Interrupting Rating (amps) at Rated Voltage (50Hz) Vac	Specifications				Agency Approvals				
			Typical DC Cold Resistance (Ω)*	Typical Melting I ² t (amps)	Typical Voltage Drop (mV)‡	IMQ	SEMKO	UR	CCC	CSA	
			GDA-50mA	250	1500	157.5	0.0017	9000	X	X	X
GDA-63mA	250	1500	39.0	0.0005	3300		X	X	X		
GDA-80mA	250	1500	27.9	0.0011	2600			X		X	
GDA-100mA	250	1500	20.0	0.0018	2300			X		X	
GDA-125mA	250	1500	12.3	0.0037	1900			X		X	
GDA-160mA	250	1500	8.5	0.008	1600	X	X	X	X	X	
GDA-200mA	250	1500	6.0	0.020	1350	X	X	X	X	X	
GDA-250mA	250	1500	4.4	0.027	1300	X	X	X	X	X	
GDA-315mA	250	1500	3.3	0.010	1400	X	X	X	X	X	
GDA-400mA	250	1500	2.2	0.018	1200			X		X	
GDA-500mA	250	1500	0.460	0.038	1050	X	X	X	X	X	
GDA-630mA	250	1500	0.340	0.064	1200			X		X	
GDA-800mA	250	1500	0.245	0.097	490	X	X	X	X	X	
GDA-1A	250	1500	0.231	0.146*	330		X	X	X		
GDA-1.25A	250	1500	0.176	0.313*	297		X	X	X		
GDA-1.6A	250	1500	0.113	0.748*	239		X	X	X		
GDA-2A	250	1500	0.073	2.0	205	X	X	X	X	X**	
GDA-2.5A	250	1500	0.053	3.9	190	X	X	X	X	X**	
GDA-3.15A	250	1500	0.037	8.1	160	X	X	X	X	X**	
GDA-4A	250	1500	0.027	14	160	X	X	X	X	X**	
GDA-5A	250	1500	0.019	25	155	X	X	X	X	X**	
GDA-6.3A	250	1500	0.014	48	150	X	X	X	X	X	

‡ Typical Voltage Drop (Voltage drop was measured at 20°C ambient temperature at rated current)

*I²t of 1A, 1.25A, 1.6A is measured at 101 n DC.

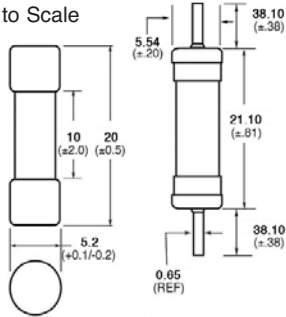
**CSA Approvals on these ratings will not be marked on the fuse cap.



Powering Business Worldwide

Dimensions - mm

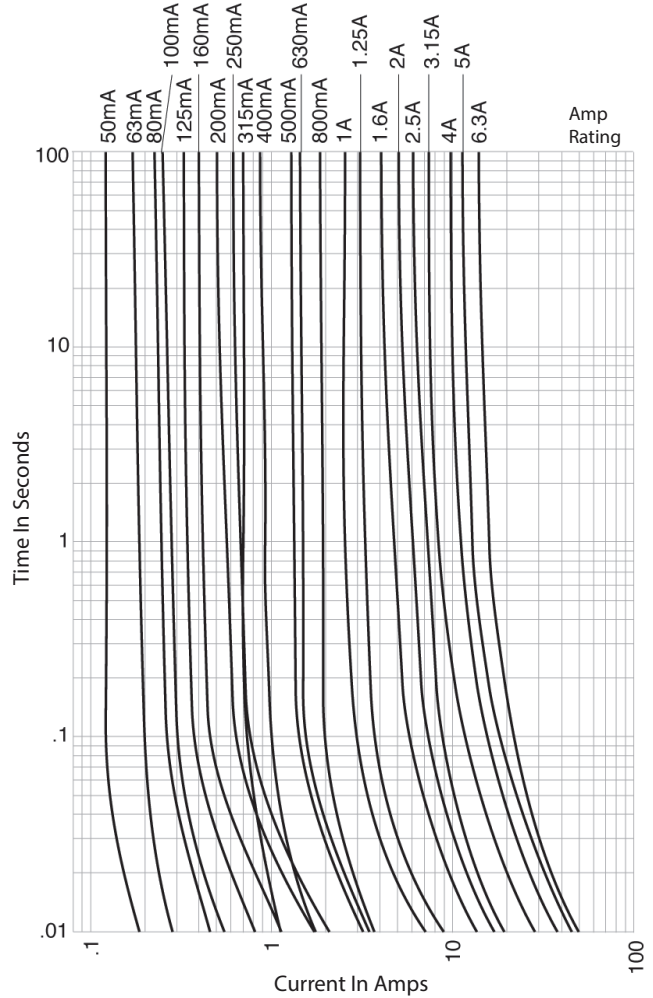
Drawing Not to Scale



• With TR2 packaging code, lead wire length is 19.05mm

Time-Current Curve

Time-Current Characteristic Curves—Average Melt



Option Code	
Option Code	Description
V	Axial leads - copper tinned wire with nickel-plated brass endcaps

Packaging Code	
Packaging Code	Description
BK	100 fuses packed into a cardboard carton
BK1	1,000 fuses packed into a poly bag
TR2	1,500 fuses packed into tape on a reel (19.05mm lead wire length)

Life Support Policy: Eaton does not authorize the use of any of its products for use in life support devices or systems without the express written approval of an officer of the Company. Life support systems are devices which support or sustain life, and whose failure to perform, when properly used in accordance with instructions for use provided in the labeling, can be reasonably expected to result in significant injury to the user.

Eaton reserves the right, without notice, to change design or construction of any products and to discontinue or limit distribution of any products. Eaton also reserves the right to change or update, without notice, any technical information contained in this bulletin.

Eaton
Electronics Division
1000 Eaton Boulevard
Cleveland, OH 44122
United States
www.eaton.com/electronics

© 2017 Eaton
All Rights Reserved
Printed in USA
Publication No. 2014 BU-SB08725
May 2017

Mouser Electronics

Authorized Distributor

Click to View Pricing, Inventory, Delivery & Lifecycle Information:

Eaton:

[BK/GDA-V-1A](#) [BK/GDA-V-4A](#) [BK/GDA-100MA](#) [BK/GDA-160MA](#) [BK/GDA-2.5A](#) [BK/GDA-1.6A](#) [BK/GDA-V-1.25A](#)
[BK/GDA-200MA](#) [BK/GDA-V-100MA](#) [BK/GDA-800MA](#) [BK/GDA-V-200MA](#) [BK/GDA-V-3.15A](#) [BK/GDA-V-1.6A](#)
[BK/GDA-250MA](#) [BK/GDA-315MA](#) [BK/GDA-6.3A](#) [BK/GDA-80MA](#) [BK/GDA-V-5A](#) [BK/GDA-V-80MA](#) [BK/GDA-V-2A](#)
[BK/GDA-V-800MA](#) [BK/GDA-V-630MA](#) [BK/GDA-400MA](#) [GDA-V250](#) [BK/GDA-4A](#) [BK/GDA-V-400MA](#) [BK/GDA-125MA](#)
[BK/GDA-3.15A](#) [GDA-1-25A](#) [GDA-1-6A](#) [GDA-2-5A](#) [GDA-3-15A](#) [GDA-6-3A](#) [BK1-GDA-630MA](#) [BK/GDA-50MA](#)
[BK/GDA-V-6.3A](#) [BK/GDA-1A](#) [BK/GDA-5A](#) [BK/GDA-V-160MA](#) [BK/GDA-V-50MA](#) [BK/GDA-V-2.5A](#) [BK/GDA-V-500MA](#)
[BK/GDA-V-250MA](#) [BK/GDA-V-63MA](#) [BK/GDA-63MA](#) [BK/GDA-1.25A](#) [BK/GDA-V-125MA](#) [BK/GDA-2A](#) [GDA-800MA](#)
[GDA-1.25A](#) [GDA-1.6A](#) [GDA-2.5A](#) [GDA-3.15A](#) [GDA-6.3A](#) [BK1/GDA-630MA](#)