

Square Body - Flush End Contact

1000V (IEC) 315–1400A

Electrical Characteristics						Ordering Information			
Size	Rated Voltage	Rated Current RMS-Amps	I ² t (A ² s)		Watts Loss	-BKN/-Type K Indicator for Micro	-GKN/-Type K Indicator for Micro	Carton Qty.	Carton Weight (kg)
			Pre-arc	Clearing at Rated Voltage					
3	1000	315	9200	54500	90	170M8600	170M8500	2	2.5
	1000	350	13000	77500	95	170M8601	170M8501		
	1000	400	19000	115000	105	170M8602	170M8502		
	1000	450	27000	160000	107	170M8603	170M8503		
	1000	500	37500	225000	110	170M8604	170M8504		
	1000	550	52000	310000	115	170M8605	170M8505		
	1000	630	82500	490000	120	170M8606	170M8506		
	1000	700	115000	700000	125	170M8607	170M8507		
	1000	800	170000	1050000	135	170M8608	170M8508		
	1000	900	250000	1500000	145	170M8609	170M8509		
	1000	1000	340000	2050000	150	170M8610	170M8510		
	1000	1100	460000	2750000	155	170M8611	170M8511		
	1000	1250	575000	3400000	175	170M8612*	170M8512*		
	900	1400	795000	4200000	185	170M8613*	170M8513*		
								1	1.5

1 kg = 2.2 lbs. 1 lb = 0.45 kg

- Interrupting rating 150kA (Estimated 300kA) RMS Symmetrical.
- Watts loss provided at rated current.
- Microswitch ordered separately.
- *Overall length is 90 mm, for all other fuses the overall length is 75 mm.

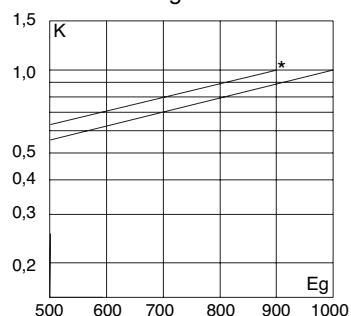
The only controlled copy of this BIF document is the electronic read-only version located on the Bussmann Network Drive. All other copies of this document are by definition uncontrolled. This bulletin is intended to clearly present comprehensive product data and provide technical information that will help the end user with design applications. Bussmann reserves the right, without notice, to change design or construction of any products and to discontinue or limit distribution of any products. Bussmann also reserves the right to change or update, without notice, any technical information contained in this bulletin. Once a product has been selected, it should be tested by the user in all possible applications.

Square Body - Flush End Contact

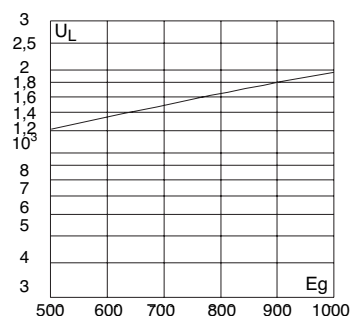
1000V (IEC) 315–1400A**Electrical Characteristics****Total clearing I^2t**

The total clearing I^2t at rated voltage and at power factor of 15% are given in the electrical characteristics. For other voltages, the clearing I^2t is found by multiplying by correction factor, K, given as a function of applied working voltage, E_g , (RMS).

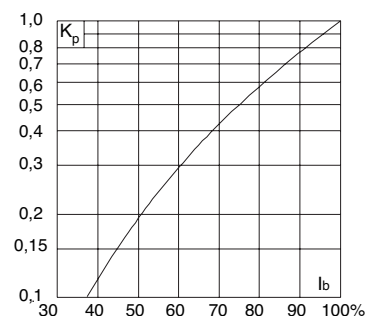
*Rated voltage 900V

**Arc Voltage**

This curve gives the peak arc voltage, U_L , which may appear across the fuse during its operation as a function of the applied working voltage E_g , (RMS) at a power factor of 15%.

**Power Losses**

Watts loss at rated current is given in the electrical characteristics. The curve allows the calculation of the power losses at load currents lower than the rated current. The correction factor, K_p , is given as a function of the RMS load current, I_b , in % of the rated current.

**Dimensions**

Flush End Contact Type –BKN/- and –GKN/-

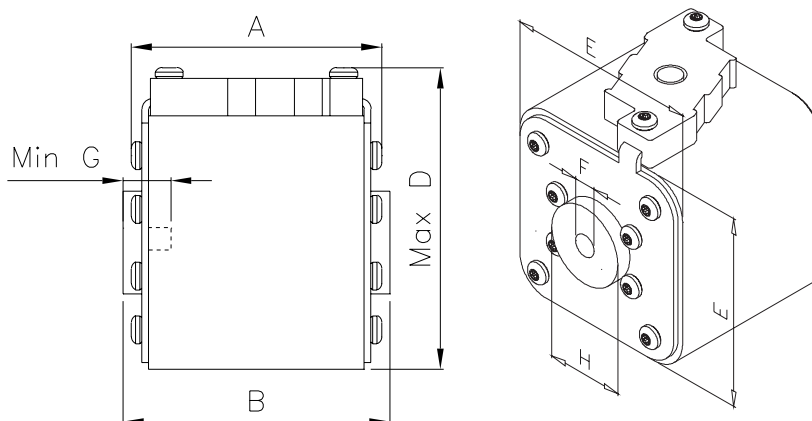
Size	A	B	Max D	E	F	F [§]	Min G	H
1*BKN/75+GKN/75	72.5	74	61	43	M8	5/16" – 18 UNC-2B	5	ø17.5
1BKN/75+GKN/75	73.2	74	69	52	M8	5/16" – 18 UNC-2B	8	ø20
2BKN/75+GKN/75	73.2	74.4	77	59	M10	3/8" – 16 UNC-2B	10	ø24
3BKN/75+GKN/75	73.3	75.4	92	74	M12	1/2" – 13 UNC-2B	10	ø30

Size	A	B	Max D	E	F	F [§]	Min G	H
3BKN/90+GKN/90	80.3	91.4	92	74	M12	1/2" – 13 UNC-2B	10	ø30

§ Valid for fuses type –GKN/-

Dimensions in mm

1 mm = 0.0394" 1" = 25.4 mm





Bussmann®

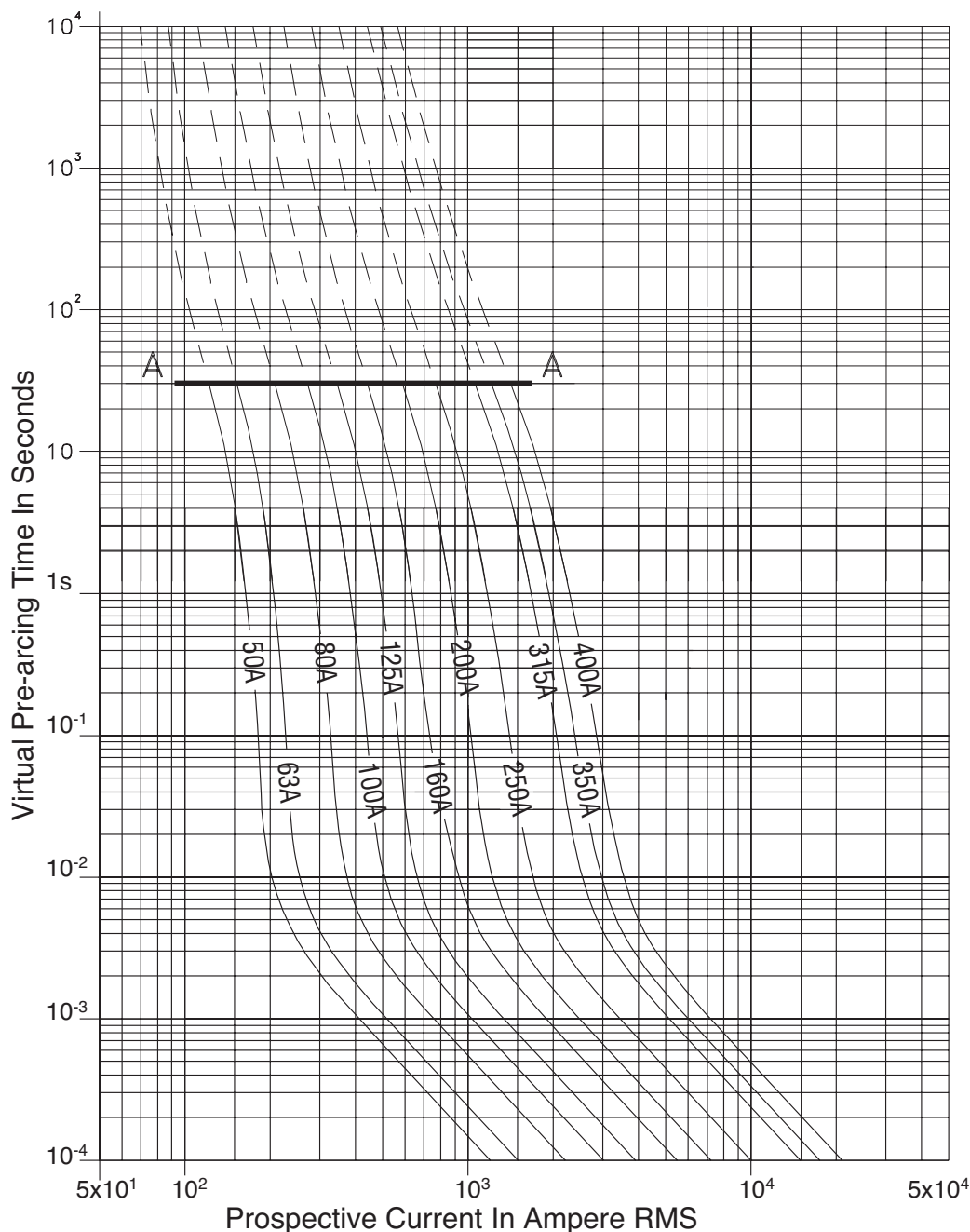
Semiconductor Fuse

315-1400A, 1000 Volts

BIF Document

720080

Size

3

The partial dotted curves are for fuses designed to give part range protection (aR protection). Loading or operation above the curve indicated at A on the curves must in general be avoided. Please see technical guidance 170K...

for further information. Curves that are not dotted are for fuses designed to give full range protection.

Pre-Arcing Time-Current Characteristic Curves

TYPOWER ZILOX

Approved: **PK**

Page **3 of 4**

Rev. Date: **FEB-99**

Pub. Date: **NOV-94**

COOPER Bussmann
2-25-02 SB01407

BUSSMANN
P.O. Box 14460
St. Louis, MO 63178-4460
U.S.A.
Phone: 636-394-2877
Fax: 800-544-2570
Int'l Fax: 636-527-1413

BUSSMANN U.K.
Burton-on-the-Wolds
Leicestershire LE12 5TH
England
Phone: 44-1509-882737
Fax: 44-1509-882786

BUSSMANN DENMARK
5 Literbuen
DK-2740 Skovlunde
Copenhagen, Denmark
Phone: 45-4485-0900
Fax: 45-4485-0901

Bussmann reserves the right without notice to change design and/or discontinue distribution of this product.



Bussmann

Semiconductor Fuse

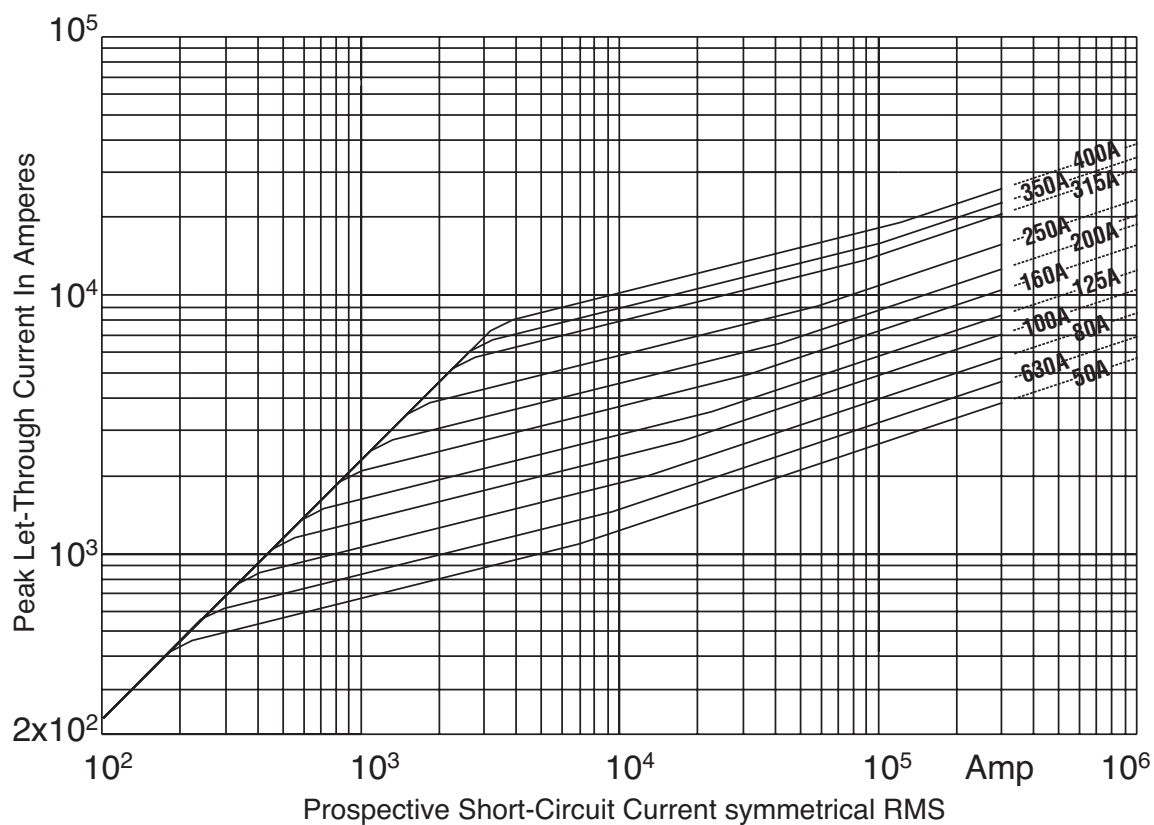
315-1400A, 1000 Volts

BIF Document

720080

Size

3



Peak Let-Through

Cut-Off Current Characteristic Curves

TYPOWER ZILOX

Approved: **PK**

Rev. Date: **OCT-94**

Page **4 of 4**

Pub. Date: **NOV-94**

Mouser Electronics

Authorized Distributor

Click to View Pricing, Inventory, Delivery & Lifecycle Information:

Eaton:

<u>170M8503</u>	<u>170M8506</u>	<u>170M8508</u>	<u>170M8509</u>	<u>170M8511</u>	<u>170M8513</u>	<u>170M8604</u>	<u>170M8605</u>	<u>170M8607</u>	<u>170M8608</u>
<u>170M8609</u>	<u>170M8610</u>	<u>170M8611</u>	<u>170M8612</u>	<u>170M8613</u>					