

# Bussmann®

IEC CYLINDRICAL FUSE SYSTEM



# Bussmann®

CIRCUIT PROTECTION SOLUTIONS

Bussmann are one of the world's leading suppliers of fuses and fusible protection systems. Provider of the world's first truly global product line, each product is backed by an efficient world-wide distribution network service and unrivalled technical support. Bussmann circuit protection solutions comply with major international standards: BS, IEC, DIN and UL.

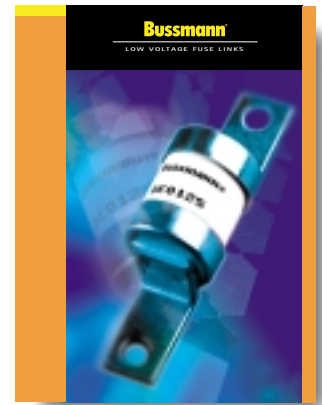
A comprehensive range of circuit protection solutions fused and non-fused.

CFS - 2004

Cooper Bussmann  
Cooper (UK) Limited  
Burton-on-the-Wolds  
Leicestershire · LE12 5TH UK  
Telephone: 44 (0) 1509 882 737  
Facsimile : 44 (0) 1509 882 786  
<http://www.bussmann.com>



NH FUSE SYSTEM



LOW VOLTAGE FUSE LINKS



IEC BUSSBAR FUSE SYSTEM



CONTRACTOR PRODUCTS



HIGH SPEED FUSES



HIGH VOLTAGE PRODUCTS

Your Representative

## European Domestic and Industrial Fuse Links



The Bussmann range of European cylindrical fuse links are available in a broad selection of physical sizes and current ratings for applications where the system voltage is 250, 380, 400, 500 & 690 Volts AC.

A range of product is available for domestic applications. These are also available with an optional visual indicator. Fuse links comply with IEC60269-1, 60269-3, 60269-3-1 and also meet the requirements of NF and UNE standards.

Class gL-gG and aM fuse links are intended for industrial applications. All industrial fuse links are available with an operated visible fuse indicator. Sizes 14x51 & 22x58 in both Class gL-gG and aM are also available with a built-in striker for micro-switch operation and remote indication.

All Cooper Bussmann cylindrical fuse links have ceramic bodies and silver-plated copper end caps.

## Domestic & Industrial Modular Fuse Holders



The CH range of modular fuse holders is designed to accommodate European domestic and industrial fuse links. Products meet the requirements of IEC60269 and 60947-3 as well as complying with the requirements of NF & UNE standards.








Most configurations are available in multiple pole configurations and offer IP20 finger-safe protection. An optional LED is available for domestic and industrial modular fuse holders for open circuit indication. Multi-phase connection accessories are also available.

10x38 products (1, 2 & 3 Pole with and without indication) are UL listed and CSA certified. Size 14x51 & 22x58 fuse holders (1, 2 & 3 Pole ONLY) are UL recognised.

14x51 & 22x58 designs are available with a micro-switch attachment for operated fuse indication (when using fuse links with a striker) and with pre-breaking or fuse presence. Please contact Cooper Bussmann for more information.

All Cooper Bussmann domestic and industrial modular fuse holders are manufactured from self-extinguishable polyester material and carry a V0 flammability rating.

Quantity per Pack: 10 pcs

|              |   |               |                               |                            |              |                        |
|--------------|---|---------------|-------------------------------|----------------------------|--------------|------------------------|
| <b>6x23</b>  |    | Rated Current | Part Number Without Indicator | Part Number With Indicator | Voltage (AC) | Breaking Capacity (kA) |
|              |   | 2             | CD0623G2                      | -                          |              |                        |
|              |   | 4             | CD0623G4                      | -                          |              |                        |
|              |   | 6             | CD0623G6                      | -                          |              |                        |
|              |   | 10            | CD0623G10                     | -                          |              |                        |
| <b>8x23</b>  |    | Rated Current | Part Number Without Indicator | Part Number With Indicator | Voltage (AC) | Breaking Capacity (kA) |
|              |   | 2             | CD0823G2                      | CD0823G2 I                 |              |                        |
|              |   | 4             | CD0823G4                      | CD0823G4 I                 |              |                        |
|              |   | 6             | CD0823G6                      | CD0823G6 I                 |              |                        |
|              |   | 10            | CD0823G10                     | CD0823G10 I                |              |                        |
| <b>10x25</b> |    | Rated Current | Part Number Without Indicator | Part Number With Indicator | Voltage (AC) | Breaking Capacity (kA) |
|              |   | 6             | CD1025G6                      | CD1025G6 I                 |              |                        |
|              |   | 10            | CD1025G10                     | CD1025G10 I                |              |                        |
| <b>8x31</b>  |  | Rated Current | Part Number Without Indicator | Part Number With Indicator | Voltage (AC) | Breaking Capacity (kA) |
|              |   | 0.5           | CD0831G0.5                    | -                          |              |                        |
|              |   | 1             | CD0831G1                      | -                          |              |                        |
|              |   | 2             | CD0831G2                      | CD0823G2 I                 |              |                        |
|              |   | 4             | CD0831G4                      | CD0823G4 I                 |              |                        |
|              |   | 6             | CD0831G6                      | CD0823G6 I                 |              |                        |
|              |   | 8             | CD0831G8                      | CD0831G8 I                 |              |                        |
|              |   | 10            | CD0831G10                     | CD0823G10 I                |              |                        |
|              |   | 12            | CD0831G12                     | CD0831G12 I                |              |                        |
|              |   | 16            | CD0831G16                     | CD0823G16 I                |              |                        |
|              |   | 20            | CD0831G20                     | CD0831G20 I                |              |                        |
| <b>10x31</b> |  | Rated Current | Part Number Without Indicator | Part Number With Indicator | Voltage (AC) | Breaking Capacity (kA) |
|              |   | 16            | CD1031G16                     | CD1031G16 I                |              |                        |
|              |   | 20            | CD1031G20                     | CD1031G20 I                |              |                        |
| <b>10x38</b> |  | Rated Current | Part Number Without Indicator | Part Number With Indicator | Voltage (AC) | Breaking Capacity (kA) |
|              |   | 25            | CD1038G25                     | CD1038G25 I                |              |                        |
| <b>8x36</b>  |  | Rated Current | Part Number Without Indicator | Part Number With Indicator | Voltage (AC) | Breaking Capacity (kA) |
|              |   | 2             | CD0836G2                      | CD0836G2 I                 |              |                        |
|              |   | 4             | CD0836G4                      | CD0836G4 I                 |              |                        |
|              |   | 6             | CD0836G6                      | CD0836G6 I                 |              |                        |
|              |   | 10            | CD0836G10                     | CD0836G10 I                |              |                        |
|              |   | 16            | CD0836G16                     | CD0836G16 I                |              |                        |
|              |   | 20            | CD0836G20                     | CD0836G20 I                |              |                        |
|              |   | 32            | CD0836G32                     | CD0836G32 I                |              |                        |




Quantity per Pack: 10 pcs

8x31




| Rated Current | Part Number Without Indicator | Part Number With Indicator | Watts Loss (W) | Voltage (AC) | Breaking Capacity (kA) |
|---------------|-------------------------------|----------------------------|----------------|--------------|------------------------|
| 0.5           | C08G0.5                       | C08G0.5I                   | 2.60           | 400V         | 20 kA                  |
| 1             | C08G1                         | C08G1I                     | 2.50           |              |                        |
| 2             | C08G2                         | C08G2I                     | 0.70           |              |                        |
| 4             | C08G4                         | C08G4I                     | 0.85           |              |                        |
| 6             | C08G6                         | C08G6I                     | 0.95           |              |                        |
| 8             | C08G8                         | C08G8I                     | 1.55           |              |                        |
| 10            | C08G10                        | C08G10I                    | 1.65           |              |                        |
| 12            | C08G12                        | C08G12I                    | 2.00           |              |                        |
| 16            | C08G16                        | C08G16I                    | 2.30           |              |                        |
| 20            | C08G20                        | C08G20I                    | 2.55           |              |                        |
| 25            | C08G25                        | C08G25I                    | 2.65           |              |                        |

10x38




| Rated Current | Part Number Without Indicator | Part Number With Indicator | Watts Loss (W) | Voltage (AC) | Breaking Capacity (kA) |
|---------------|-------------------------------|----------------------------|----------------|--------------|------------------------|
| 0.5           | C10G0.5                       | C10G0.5I                   | 1.43           | 500V         | 120 kA                 |
| 1             | C10G1                         | C10G1I                     | 2.77           |              |                        |
| 2             | C10G2                         | C10G2I                     | 0.60           |              |                        |
| 4             | C10G4                         | C10G4I                     | 0.70           |              |                        |
| 6             | C10G6                         | C10G6I                     | 0.85           |              |                        |
| 8             | C10G8                         | C10G8I                     | 0.75           |              |                        |
| 10            | C10G10                        | C10G10I                    | 1.00           |              |                        |
| 12            | C10G12                        | C10G12I                    | 1.30           |              |                        |
| 16            | C10G16                        | C10G16I                    | 1.60           |              |                        |
| 20            | C10G20                        | C10G20I                    | 2.00           |              |                        |
| 25            | C10G25                        | C10G25I                    | 2.60           |              |                        |
| 32            | C10G32                        | C10G32I                    | 2.90           |              |                        |

14x51



| Rated Current | Part Number Without Indicator | Part Number With Indicator | Watts Loss (W) | Voltage (AC) | Breaking Capacity (kA) |      |        |
|---------------|-------------------------------|----------------------------|----------------|--------------|------------------------|------|--------|
| 1             | C14G1                         | C14G1I                     | 3.90           | 690V         | 80 kA                  |      |        |
| 2             | C14G2                         | C14G2I                     | 0.90           |              |                        |      |        |
| 4             | C14G4                         | C14G4I                     | 1.00           |              |                        |      |        |
| 6             | C14G6                         | C14G6I                     | 1.15           |              |                        |      |        |
| 8             | C14G8                         | C14G8I                     | 1.00           |              |                        |      |        |
| 10            | C14G10                        | C14G10I                    | 1.30           |              |                        |      |        |
| 12            | C14G12                        | C14G12I                    | 1.70           |              |                        |      |        |
| 16            | C14G16                        | C14G16I                    | 2.00           |              |                        |      |        |
| 20            | C14G20                        | C14G20I                    | 2.50           |              |                        |      |        |
| 25            | C14G25                        | C14G25I                    | 3.30           |              |                        |      |        |
| 32            | C14G32                        | C14G32I                    | 3.50           |              |                        | 500V | 120 kA |
| 40            | C14G40                        | C14G40I                    | 4.85           |              |                        |      |        |
| 50            | C14G50                        | C14G50I                    | 4.90           | 400V         |                        |      |        |

22x58



| Rated Current | Part Number Without Indicator | Part Number With Indicator | Watts Loss (W) | Voltage (AC) | Breaking Capacity (kA) |
|---------------|-------------------------------|----------------------------|----------------|--------------|------------------------|
| 2             | C22G2                         | C22G2I                     | 1.00           | 690V         | 80 kA                  |
| 4             | C22G4                         | C22G4I                     | 1.10           |              |                        |
| 6             | C22G6                         | C22G6I                     | 1.30           |              |                        |
| 8             | C22G8                         | C22G8I                     | 1.10           |              |                        |
| 10            | C22G10                        | C22G10I                    | 1.50           |              |                        |
| 12            | C22G12                        | C22G12I                    | 1.80           |              |                        |
| 16            | C22G16                        | C22G16I                    | 2.10           |              |                        |
| 20            | C22G20                        | C22G20I                    | 2.70           |              |                        |
| 25            | C22G25                        | C22G25I                    | 3.60           |              |                        |
| 32            | C22G32                        | C22G32I                    | 3.70           |              |                        |
| 40            | C22G40                        | C22G40I                    | 4.50           |              |                        |
| 50            | C22G50                        | C22G50I                    | 5.20           |              |                        |
| 63            | C22G63                        | C22G63I                    | 6.90           |              |                        |
| 80            | C22G80                        | C22G80I                    | 7.80           | 500V         | 120 kA                 |
| 100           | C22G100                       | C22G100I                   | 8.60           |              |                        |
| 125           | C22G125                       | C22G125I                   | 11.40          | 400V         |                        |

Quantity per Pack: 10 pcs

8x32



| Rated Current | Part Number Without Indicator | Part Number With Indicator | Watts Loss (W) | Voltage (AC) | Breaking Capacity (kA) |
|---------------|-------------------------------|----------------------------|----------------|--------------|------------------------|
| 1             | C08M1                         | C08M1I                     | 0.11           | 400V         | 20 kA                  |
| 2             | C08M2                         | C08M2I                     | 0.14           |              |                        |
| 4             | C08M4                         | C08M4I                     | 0.25           |              |                        |
| 6             | C08M6                         | C08M6I                     | 0.28           |              |                        |
| 8             | C08M8                         | -                          | 0.43           |              |                        |
| 10            | C08M10                        | C08M10I                    | 0.45           |              |                        |
| 12            | C08M12                        | C08M12I                    | 0.50           |              |                        |
| 16            | C08M16                        | C08M16I                    | 0.55           |              |                        |
| 20            | C08M20                        | C08M20I                    | 0.58           |              |                        |
| 25            | C08M25                        | -                          | 0.62           |              |                        |

10x38



| Rated Current | Part Number Without Indicator | Part Number With Indicator | Watts Loss (W) | Voltage (AC) | Breaking Capacity (kA) |
|---------------|-------------------------------|----------------------------|----------------|--------------|------------------------|
| 0.16          | C10M0.16                      | -                          | 0.24           | 500V         | 120 kA                 |
| 0.25          | C10M0.25                      | -                          | 0.36           |              |                        |
| 0.5           | C10M0.5                       | -                          | 0.49           |              |                        |
| 1             | C10M1                         | C10M1I                     | 0.10           |              |                        |
| 2             | C10M2                         | C10M2I                     | 0.18           |              |                        |
| 4             | C10M4                         | C10M4I                     | 0.31           |              |                        |
| 6             | C10M6                         | C10M6I                     | 0.32           |              |                        |
| 8             | C10M8                         | C10M8I                     | 0.52           |              |                        |
| 10            | C10M10                        | C10M10I                    | 0.55           |              |                        |
| 12            | C10M12                        | C10M12I                    | 0.63           |              |                        |
| 16            | C10M16                        | C10M16I                    | 0.92           |              |                        |
| 20            | C10M20                        | C10M20I                    | 0.96           |              |                        |
| 25            | C10M25                        | C10M25I                    | 1.40           | 400V         |                        |
| 32            | C10M32                        | C10M32I                    | 1.80           |              |                        |

14x51



| Rated Current | Part Number Without Indicator | Part Number With Indicator | Watts Loss (W) | Voltage (AC) | Breaking Capacity (kA) |
|---------------|-------------------------------|----------------------------|----------------|--------------|------------------------|
| 0.25          | C14M0.25                      | -                          | 0.41           | 690V         | 80 kA                  |
| 0.5           | C14M0.5                       | -                          | 0.69           |              |                        |
| 1             | C14M1                         | C14M1I                     | 0.14           |              |                        |
| 2             | C14M2                         | C14M2I                     | 0.24           |              |                        |
| 4             | C14M4                         | C14M4I                     | 0.45           |              |                        |
| 6             | C14M6                         | C14M6I                     | 0.42           |              |                        |
| 8             | C14M8                         | C14M8I                     | 0.70           |              |                        |
| 10            | C14M10                        | C14M10I                    | 0.53           |              |                        |
| 12            | C14M12                        | C14M12I                    | 0.88           |              |                        |
| 16            | C14M16                        | C14M16I                    | 1.16           |              |                        |
| 20            | C14M20                        | C14M20I                    | 1.23           |              |                        |
| 25            | C14M25                        | C14M25I                    | 1.46           | 500          | 120 kA                 |
| 32            | C14M32                        | C14M32I                    | 2.04           |              |                        |
| 40            | C14M40                        | C14M40I                    | 3.34           |              |                        |
| 50            | C14M50                        | C14M50I                    | 304            | 400          |                        |

22x58



| Rated Current | Part Number Without Indicator | Part Number With Indicator | Watts Loss (W) | Voltage (AC) | Breaking Capacity (kA) |
|---------------|-------------------------------|----------------------------|----------------|--------------|------------------------|
| 2             | C22M2                         | C22M2I                     | 0.29           | 690V         | 80 kA                  |
| 4             | C22M4                         | C22M4I                     | 0.48           |              |                        |
| 6             | C22M6                         | C22M6I                     | 0.47           |              |                        |
| 8             | C22M8                         | C22M8I                     | 0.73           |              |                        |
| 10            | C22M10                        | C22M10I                    | 0.74           |              |                        |
| 12            | C22M12                        | C22M12I                    | 0.83           |              |                        |
| 16            | C22M16                        | C22M16I                    | 1.21           |              |                        |
| 20            | C22M20                        | C22M20I                    | 1.29           |              |                        |
| 25            | C22M25                        | C22M25I                    | 1.53           |              |                        |
| 32            | C22M32                        | C22M32I                    | 2.13           |              |                        |
| 40            | C22M40                        | C22M40I                    | 3.40           | 500V         | 120 kA                 |
| 50            | C22M50                        | C22M50I                    | 3.48           |              |                        |
| 63            | C22M63                        | C22M63I                    | 4.46           |              |                        |
| 80            | C22M80                        | C22M80I                    | 5.86           | 400V         |                        |
| 100           | C22M100                       | C22M100I                   | 6.61           |              |                        |
| 125           | C22M125                       | C22M125I                   | 8.42           |              |                        |

**Class gG/gL with Striker**

**Quantity per Pack: 10 pcs**

**14x51**



| Rated Current | Part No With Striker | Watts Loss (W) | Voltage (AC) | Breaking Capacity (kA) |
|---------------|----------------------|----------------|--------------|------------------------|
| 2             | C14G2S               | 0.24           | 500V         | 120 kA                 |
| 4             | C14G4S               | 0.45           |              |                        |
| 6             | C14G6S               | 0.42           |              |                        |
| 8             | C14G8S               | 0.70           |              |                        |
| 10            | C14G10S              | 0.53           |              |                        |
| 12            | C14G12S              | 0.88           |              |                        |
| 16            | C14G16S              | 1.16           |              |                        |
| 20            | C14G20S              | 1.23           |              |                        |
| 25            | C14G25S              | 1.46           |              |                        |
| 32            | C14G32S              | 2.04           |              |                        |
| 40            | C14G40S              | 3.34           |              |                        |
| 50            | C14G50S              | 3.04           | 400V         |                        |

**22x58**



| Rated Current | Part No With Striker | Watts Loss (W) | Voltage (AC) | Breaking Capacity (kA) |
|---------------|----------------------|----------------|--------------|------------------------|
| 4             | C22G4S               | 0.48           | 690V         | 80 kA                  |
| 6             | C22G6S               | 0.47           |              |                        |
| 8             | C22G8S               | 0.73           |              |                        |
| 10            | C22G10S              | 0.74           |              |                        |
| 12            | C22G12S              | 0.83           |              |                        |
| 16            | C22G16S              | 1.21           |              |                        |
| 20            | C22G20S              | 1.29           |              |                        |
| 25            | C22G25S              | 1.53           |              |                        |
| 32            | C22G32S              | 2.13           |              |                        |
| 40            | C22G40S              | 3.40           |              |                        |
| 50            | C22G50S              | 3.48           |              |                        |
| 63            | C22G63S              | 4.46           |              |                        |
| 80            | C22G80S              | 5.86           | 500V         | 120 kA                 |
| 100           | C22G100S             | 6.61           | 400V         |                        |
| 125           | C22G125S             | 8.42           |              |                        |

**Class aM with Striker**

**Quantity per Pack: 10 pcs**

**14x51**



| Rated Current | Part No With Striker | Watts Loss (W) | Voltage (AC) | Breaking Capacity (kA) |
|---------------|----------------------|----------------|--------------|------------------------|
| 1             | C14M1S               | 0.14           | 500V         | 120 kA                 |
| 2             | C14M2S               | 0.24           |              |                        |
| 4             | C14M4S               | 0.45           |              |                        |
| 6             | C14M6S               | 0.42           |              |                        |
| 8             | C14M8S               | 0.70           |              |                        |
| 10            | C14M10S              | 0.53           |              |                        |
| 12            | C14M12S              | 0.88           |              |                        |
| 16            | C14M16S              | 1.16           |              |                        |
| 20            | C14M20S              | 1.23           |              |                        |
| 25            | C14M25S              | 1.46           |              |                        |
| 32            | C14M32S              | 2.04           |              |                        |
| 40            | C14M40S              | 3.34           |              |                        |
| 50            | C14M50S              | 3.04           | 400V         |                        |

**22x58**



| Rated Current | Part No With Striker | Watts Loss (W) | Voltage (AC) | Breaking Capacity (kA) |
|---------------|----------------------|----------------|--------------|------------------------|
| 2             | C22M2S               | 0.29           | 690V         | 80 kA                  |
| 4             | C22M4S               | 0.48           |              |                        |
| 6             | C22M6S               | 0.47           |              |                        |
| 8             | C22M8S               | 0.73           |              |                        |
| 10            | C22M10S              | 0.74           |              |                        |
| 12            | C22M12S              | 0.83           |              |                        |
| 16            | C22M16S              | 1.21           |              |                        |
| 20            | C22M20S              | 1.29           |              |                        |
| 25            | C22M25S              | 1.53           |              |                        |
| 32            | C22M32S              | 2.13           |              |                        |
| 40            | C22M40S              | 3.40           |              |                        |
| 50            | C22M50S              | 3.48           |              |                        |
| 63            | C22M63S              | 4.46           |              |                        |
| 80            | C22M80S              | 5.86           | 500V         | 120 kA                 |
| 100           | C22M100S             | 6.61           | 400V         |                        |
| 125           | C22M125S             | 8.42           |              |                        |

### Domestic Modular Fuse Holders

| Size    | Configuration | Fuse Holder Part Number |                 | No. of 17.5mm Modules | Max. Current | Max. Voltage | Box Quantity |
|---------|---------------|-------------------------|-----------------|-----------------------|--------------|--------------|--------------|
|         |               | Without Indication      | With Indication |                       |              |              |              |
| 8x23    | 1 Pole        | CHD8231D                | CHD8231D I      | 1                     | 10           | 250          | 12           |
| 10x25   |               | CHD10251D               | CHD10251D I     | 1                     | 16           | 250          | 12           |
| 8x31    |               | CHD8311D                | CHD8311D I      | 1                     | 20           | 400          | 12           |
| 10x31   |               | CHD10311D               | CHD10311D I     | 1                     | 25           | 400          | 12           |
| 10x38   |               | CHD1038D                | CHD1038D I      | 1                     | 32           | 400          | 12           |
| Neutral |               | CHDND                   | CHDND I         | 1                     | 32           | 400          | 12           |
| 8x23    |               | 1 Pole + Neutral        | CHD8231DN       | CHD8231DN I           | 1            | 10           | 250          |
| 10x25   | CHD10251DN    |                         | CHD10251DN I    | 1                     | 16           | 250          | 12           |
| 8x31    | CHD8311DN     |                         | CHD8311DN I     | 1                     | 20           | 400          | 12           |
| 10x31   | CHD10311DN    |                         | CHD10311DN I    | 1                     | 25           | 400          | 12           |
| 10x38   | CHD10381DN    |                         | CHD1038DN I     | 1                     | 32           | 400          | 12           |

### Industrial Modular Fuse Holders

| Size           | Configuration    | Fuse Holder Part Number |                               | No. of 17.5mm Modules | Max. Current | Max. Voltage | Box Quantity |
|----------------|------------------|-------------------------|-------------------------------|-----------------------|--------------|--------------|--------------|
|                |                  | Without Indication      | With Indication               |                       |              |              |              |
| <b>8 x 31</b>  | 1 Pole           | CH081D                  | CH081DI                       | 1                     | 25A          | 400Vac       | 12           |
|                | 1 Neutral Pole   | CH081DNX                | -                             | 1                     |              |              | 12           |
|                | 1 Pole + Neutral | CH081DNS                | CH081DNSI                     | 1                     |              |              | 12           |
|                | 1 Pole + Neutral | CH081DN                 | CH081DNI                      | 2                     |              |              | 6            |
|                | 2 Pole           | CH082D                  | CH082DI                       | 2                     |              |              | 6            |
|                | 3 Pole           | CH083D                  | CH083DI                       | 3                     |              |              | 4            |
|                | 3 Pole + Neutral | CH083DNS                | CH083DNSI                     | 3                     |              |              | 4            |
|                | 3 Pole + Neutral | CH083DN                 | CH083DNI                      | 4                     |              |              | 3            |
|                | 4 Pole           | CH084D                  | CH084DI                       | 4                     |              |              | 3            |
| <b>10 x 38</b> | 1 Pole           | CHM1D                   | CHM1DI                        | 1                     | 32A          | 690Vac       | 12           |
|                | 1 Neutral Pole   | CHM1DNX                 | -                             | 1                     |              |              | 12           |
|                | 1 Pole + Neutral | CHM1DNS                 | CHM1DNSI                      | 1                     |              |              | 12           |
|                | 1 Pole + Neutral | CHM1DN                  | CHM1DNI                       | 2                     |              |              | 6            |
|                | 2 Pole           | CHM2D                   | CHM2DI                        | 2                     |              |              | 6            |
|                | 3 Pole           | CHM3D                   | CHM3DI                        | 3                     |              |              | 4            |
|                | 3 Pole + Neutral | CHM3DNS                 | CHM3DNSI                      | 3                     |              |              | 4            |
|                | 3 Pole + Neutral | CHM3DN                  | CHM3DNI                       | 4                     |              |              | 3            |
|                | 4 Pole           | CHM4D                   | CHM4DI                        | 4                     |              |              | 3            |
| <b>14 x 51</b> | 1 Pole           | CH141D                  | CH141DI                       | 1.5                   | 50A          | 690Vac       | 6            |
|                | 1 Neutral Pole   | CH141DNX                | -                             | 1.5                   |              |              | 6            |
|                | 1 Pole + Neutral | CH141DN                 | CH141DNI                      | 3                     |              |              | 3            |
|                | 2 Pole           | CH142D                  | CH142DI                       | 3                     |              |              | 3            |
|                | 3 Pole           | CH143D                  | CH143DI                       | 4.5                   |              |              | 2            |
|                | 3 Pole + Neutral | CH143DN                 | CH143DNI                      | 6                     |              |              | 1            |
|                | 4 Pole           | CH144D                  | CH144DI                       | 6                     |              |              | 1            |
| <b>22 x 58</b> | 1 Pole           | CH221D                  | Not Available with Indication | 2                     | 125A         | 690Vac       | 6            |
|                | 1 Neutral Pole   | CH221DNX                |                               | 2                     |              |              | 6            |
|                | 1 Pole + Neutral | CH221DN                 |                               | 4                     |              |              | 3            |
|                | 2 Pole           | CH222D                  |                               | 4                     |              |              | 3            |
|                | 3 Pole           | CH223D                  |                               | 6                     |              |              | 2            |
|                | 3 Pole + Neutral | CH233DN                 |                               | 8                     |              |              | 1            |
|                | 4 Pole           | CH224D                  |                               | 8                     |              |              | 1            |

### Solid Neutral Links

| Part Number | For Use in Fuseholder Type | Pack Quantity |
|-------------|----------------------------|---------------|
| C8NL        | CH08 Series                | 10pcs         |
| C10NL       | CHM Series                 | 10pcs         |
| C14NL       | CH14 Series                | 10pcs         |
| C22NL       | CH22 Series                | 10pcs         |



# Mouser Electronics

Authorized Distributor

Click to View Pricing, Inventory, Delivery & Lifecycle Information:

[Eaton:](#)

[C10G10I](#) [C10G12I](#) [C14M1](#) [C14G1](#)