

Up to 400 A Class J ferrule and knifeblade power distribution fuse blocks



30 and 60 amp modular ferrule blocks.



100, 200 and 400 amp modular knifeblade blocks.

Catalog symbols:

- JM60030-_MW_
- JM60060-_MW_
- JM60100-_MW_
- JM60200-_MW_
- JM60400-_MW_

Description:

Bussmann® series Class J fuse block features power distribution capability.

This patented design simplifies panel layouts and uses up to 65 percent less panel space. Additionally, it lowers inventory costs while reducing installation time and labor by an average of 33 percent.

Furthermore, this design uses fewer wire connections, reducing watts loss and overall operating temperature of the panel.

Features and benefits:

- Combination power distribution block and fuse block reduces wire connections and total panel components, using up to 65 percent less panel space and reducing installation time and labor by an average of 33 percent when compared with traditional fuse block/power distribution block solutions.
- A 200,000 amp withstand rating helps achieve a higher assembly short-circuit current rating (SCCR) for compliance with NEC® sections 110.10, 409.110(4), 409.22, 440.4(B), 670.3(A)(4) and 670.5.
- Optional see-through cover enhances safety with IP20 finger-safe protection, lockout/tagout capability and open circuit indication.
- Available in 1-, 2- and 3-pole configurations to meet stocking requirements.
- To reduce inventory, assembly time and labor, modular single-pole blocks snap-together for tool-less assembly of multiple poles at point of use.
- Blocks rated up to 60 amps feature DIN-Rail and panel mount versatility, which allows one product to be used for multiple applications without incurring additional inventory cost.

Specifications:

Fuse class

- Class J

Ratings

- Volts: 600 V
- Amps: up to 400 A
- Withstand rating (SCCR): 200 kA Sym RMS

Agency information

- Blocks:
 - UL® Listed E14853 – IZLT
 - CSA® Certified 47235 — 6225-01
- Covers: UL Listed UL E58836 – JDVS
- RoHS compliant

Poles

- 1-, 2-, 3-pole

Mounting

- 30 and 60 amp blocks DIN-Rail and panel mount
- 100, 200 and 400 amp blocks panel mount only

Flammability ratings

- Blocks: UL 94V0, self-extinguishing
- Covers: UL 94HB, self-extinguishing

Operating and storage temperature range

- Blocks: -40°C to +120°C
- Covers:
 - Non-indicating -40°C to +120°C
 - Indicating -20°C to +90°C

Materials

- Base: Thermoplastic
- Terminals: Tin-plated aluminum

Conductors

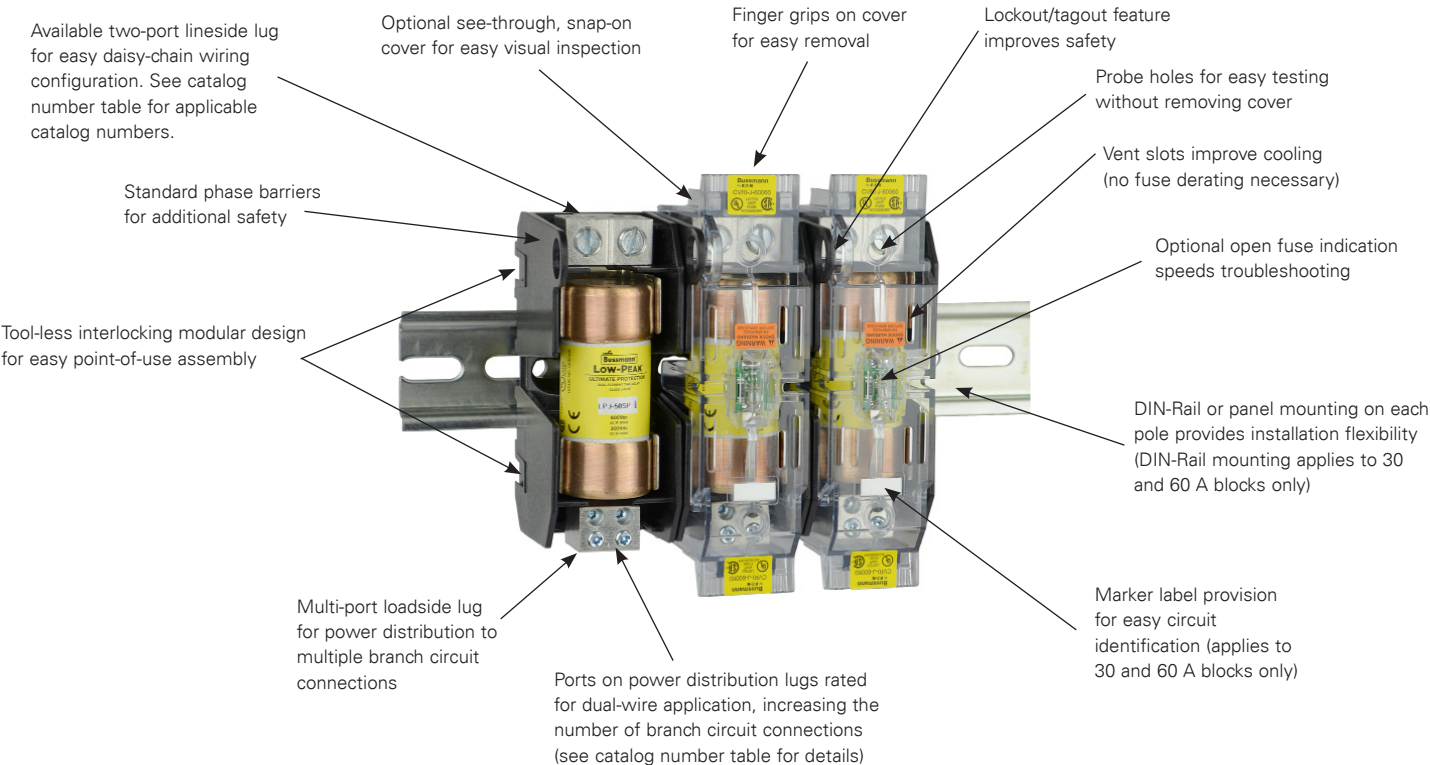
- 75°C/90°C Cu/Al (unless otherwise noted)

Accessories:

- Optional IP20 finger-safe covers in indicating and non-indicating versions. Order one for each pole.
- Universal marker labels for 30 and 60 amp blocks, Bussmann series catalog number TM26CB.
- DIN-Rail end stops for blocks rated up to 60 A, Bussmann series catalog numbers BRKT-ND or BRKT-NDSCRW2.

Recommended fuses (order separately)

Description	Amps	Data sheet no.
Ultimate protection Low-Peak™ LPJ time-delay fuses	up to 60	1006
	70 to 600	1007
Advanced protection Limitron™ JKS fast-acting fuses	up to 60	1026
	70 to 600	1027
High speed Class J DFJ drive fuses	up to 600	1048



Catalog numbers:

Catalog no.	Optional covers*	Fuse amp range	Lineside (conductors per port)					Loadside (conductors per port)									
			Poles	Conductors	Ports/ pole	Torque AWG	N-m (lb-in)	Conductors	Ports/ pole	Torque AWG	N-m (lb-in)						
JM60030-1MW14	N/A	up to 30	1	Cu 2-14 Al 2-8	1	2-3	5.6 (50)	Cu (1) 8-14 Cu (2) 12-14*** Al (1) 8 Str Al (1) 10 Sol	4	Cu (1) 8	3.4 (30)						
JM60030-2MW14			4-6			5.1 (45)	Cu (1) 10-14			2.8 (25)							
JM60030-3MW14			8			4.5 (40)	Cu (2) 12-14			3.4 (30)							
			10-14			4.0 (35)	Al (1) 8-10			3.4 (30)							
JM60060-1MW12†	CVR-J-60060 CVRI-J-60060**	35 - 60	1	Cu 2-14 Al 2-8	2	2-4	5.6 (50)	Cu 2-14 Al 2-8	1	2-3	5.6 (50)						
JM60060-2MW12†			6-10			4.5 (40)	4-6			5.1 (45)							
JM60060-3MW12†			12-14			1.7 (15)	8			4.5 (40)							
							10-14			4.0 (35)							
JM60060-1MW14†			1			2-3	5.6 (50)			Cu (1) 8-14 Cu (2) 12-14*** Al (1) 8 Str Al (1) 10 Sol	4	Cu (1) 8	3.4 (30)				
JM60060-2MW14†			2			4-6	5.1 (45)					Cu (1) 10-14	2.8 (25)				
JM60060-3MW14†			8			4.5 (40)	Cu (2) 12-14					3.4 (30)					
			10-14			4.0 (35)	Al (1) 8-10					3.4 (30)					
JM60060-1MW24			1			2-4	5.6 (50)			Cu (1) 8-14 Cu (2) 12-14*** Al (1) 8 Str Al (1) 10 Sol	4	Cu (1) 8	3.4 (30)				
JM60060-2MW24			2			6-10	4.5 (40)					Cu (1) 10-14	2.8 (25)				
JM60060-3MW24			12-14			1.7 (15)	Cu (2) 12-14					3.4 (30)					
							Al (1) 8-10					3.4 (30)					
JM60100-1MW14	CVR-J-60100-M CVRI-J-60100-M**	70 - 100	1	Cu 1/0-14 Al 1/0-12	1	1/0-3; Cu (2) 4-6	5.6 (50)	Cu (1) 4-14 Al (1) 4-8 Cu (2) 10-14***	4	4-6	4.0 (35)						
JM60100-2MW14			4-6; Cu (2) 8			5.0 (45)	8			2.8 (25)							
JM60100-3MW14			8; Cu (2) 10-14			4.5 (40)	Cu 10-14			2.3 (20)							
			10-14			4.0 (35)	(2) 10-14			3.4 (30)							
JM60200-1MW16	CVR-J-60200-M CVRI-J-60200-M**	110-200	1	Cu/Al (1) 250kcmil-6 Cu (2) 2-6	1	250kcmil-1	42 (375)	Cu (1) 4-14 Al (1) 4-8 Cu (2) 10-14***	6	4-6	4.0 (35)						
JM60200-2MW16							8			2.8 (25)							
JM60200-3MW16			2-6			31 (275)	10-14			2.3 (20)							
										(2) 10-14	3.4 (30)						
JM60400-1MW16	CVR-J-60400-M CVRI-J-60400-M**	225-400	1	Cu/Al (1) 600kcmil-4 Cu/Al (2) 3/0-4	1	600kcmil	57 (500)	Cu (1) 2-14 Al (1) 2-8 Cu (2) 8-14***	6	2-3	5.6 (50)						
JM60400-2MW16			2							4-6	5.0 (45)						
							500kcmil-4			51 (450)	8	4.5 (40)					
JM60400-3MW16										(2) 8	4.5 (40)						
			3							Cu (2) 3/0-4 Al (2) 3/0-4	57 (500) 34 (300)	10-14	4.0 (35)				
												(2) 10-14	4.5 (40)				
JM60400-1MW26			1							Cu/Al 350kcmil-6	2			Cu (1) 2-14 Al (1) 2-8 Cu (2) 8-14***	6	2-3	5.6 (50)
JM60400-2MW26			2									350kcmil-1	42 (375)			4-6	5.0 (45)
																8	4.5 (40)
JM60400-3MW26			3													(2) 8	4.5 (40)
						10-14	4.0 (35)										
										(2) 10-14	4.5 (40)						

* Order one cover per pole.

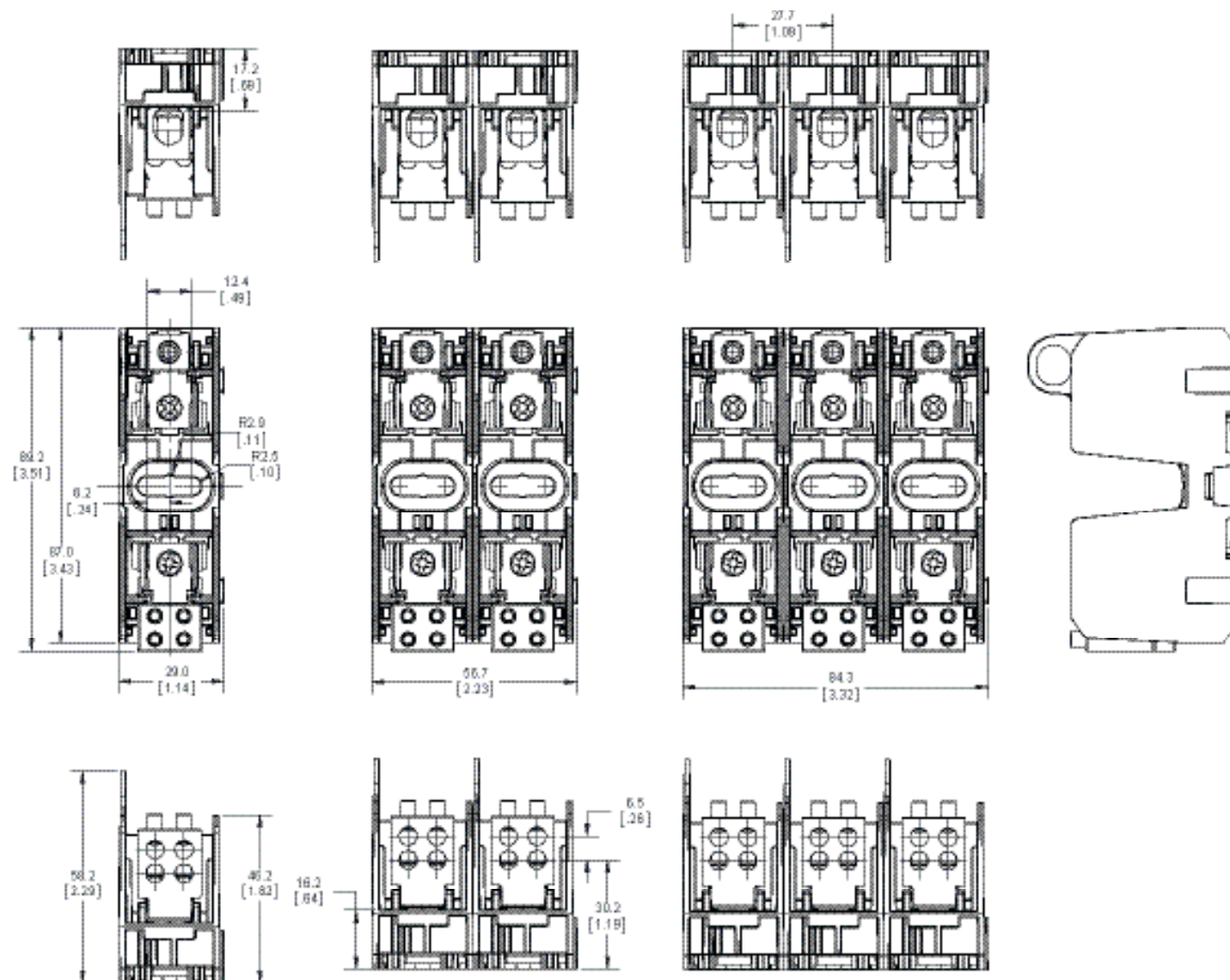
** With open fuse indication. 90 V minimum and closed circuit required for illumination.

*** Dual wire rated lugs with same wire size and stranding.

† Rated for 75°C Cu/Al conductors. Conductors with higher ratings may be used with appropriate derating.

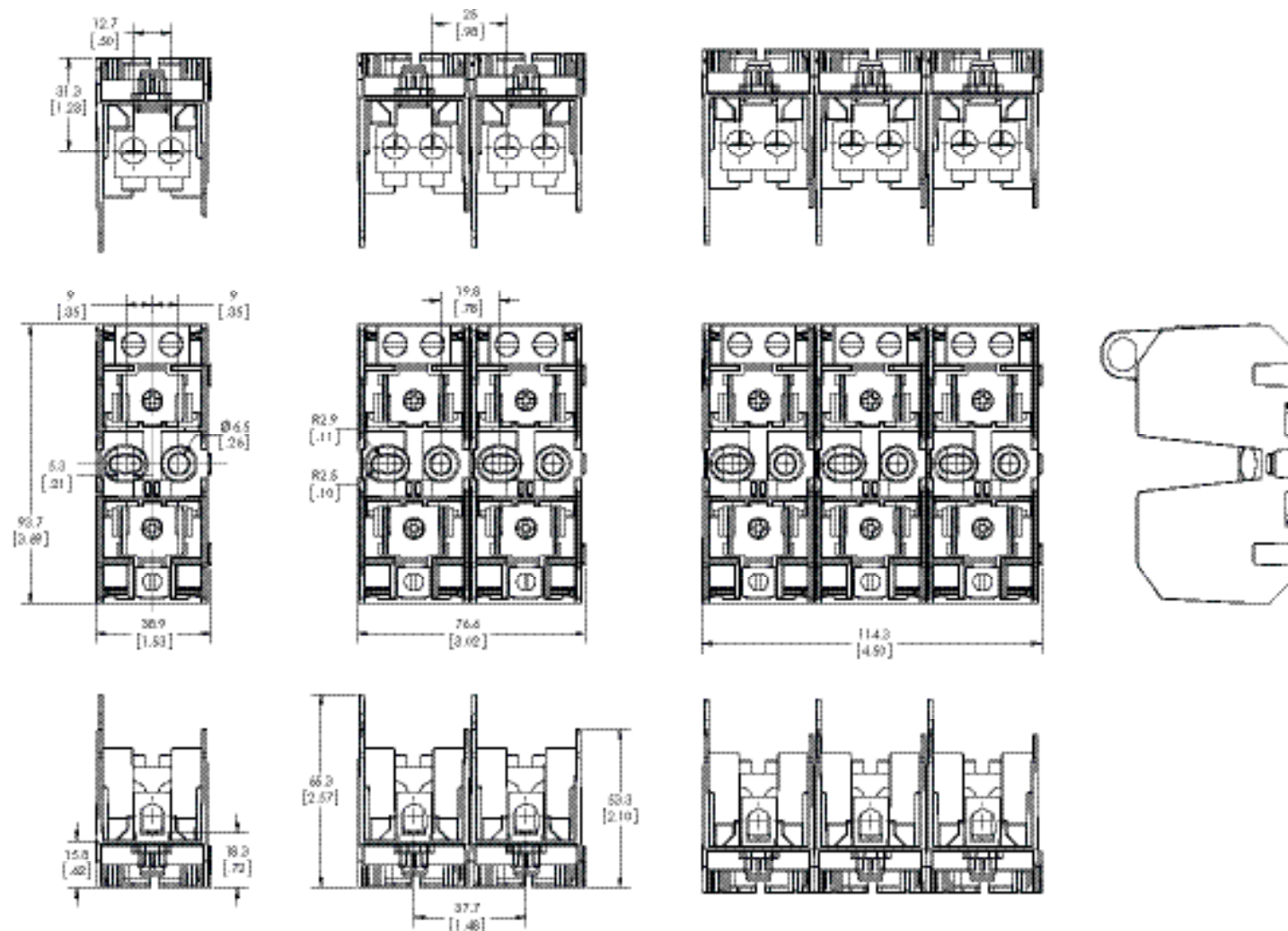
30 A dimensions — mm (in)

Catalog nos. JM60030-(poles)MW14 — One port in, four ports out (covers not available)

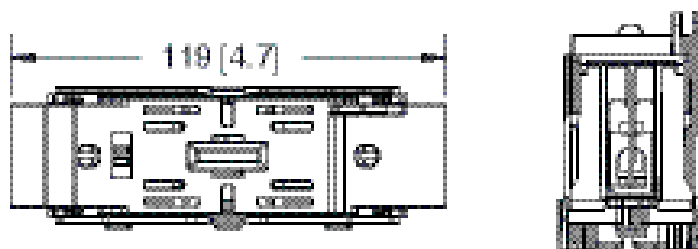


60 A dimensions — mm (in)

Catalog nos. JM60060-(poles)MW12 — Two ports in, one port out

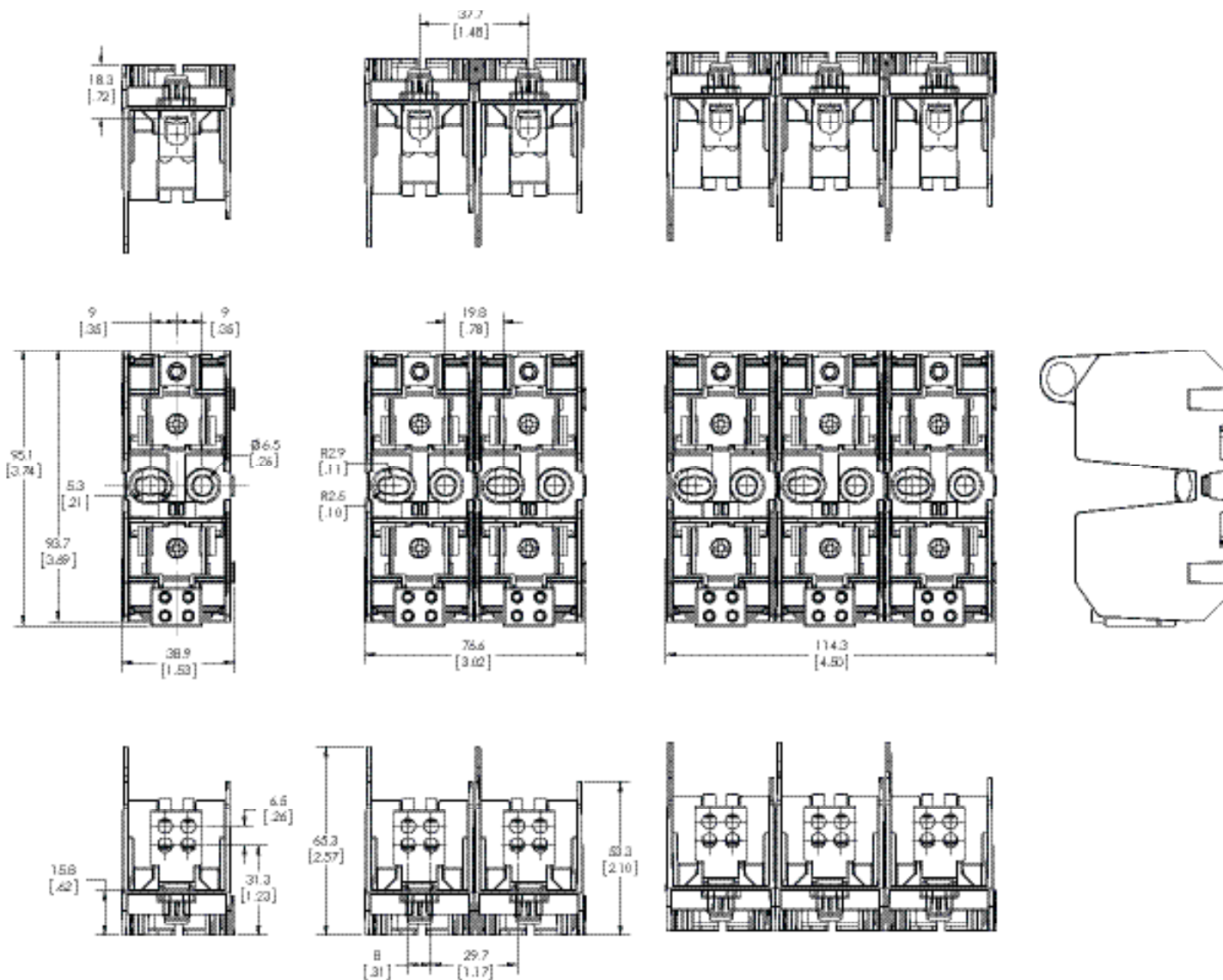


With optional cover, see catalog number table on page three for available versions

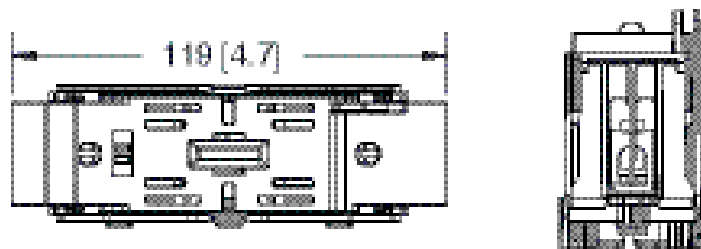


60 A dimensions — mm (in)

Catalog nos. JM60060-(poles)MW14 — One port in, four ports out

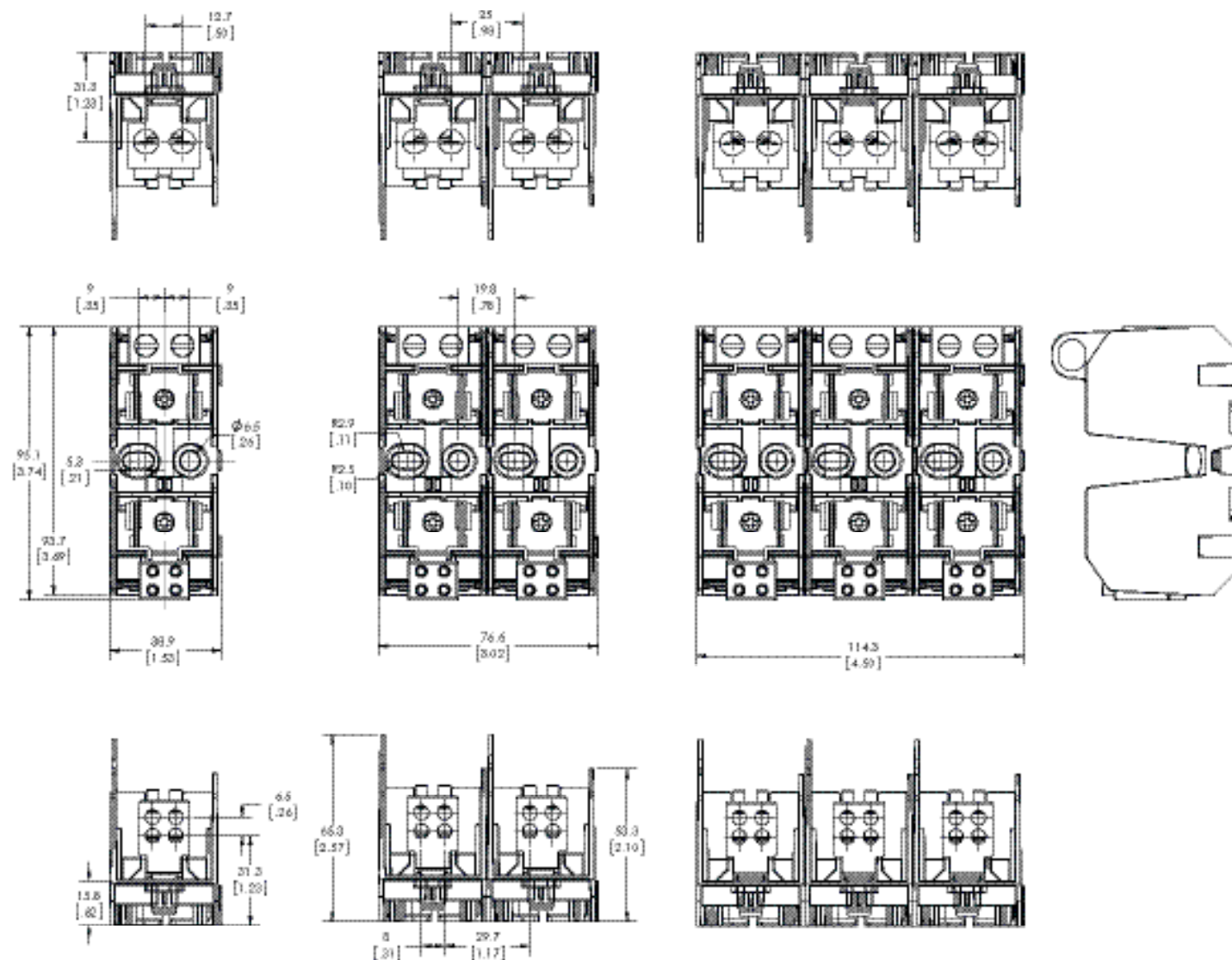


With optional cover, see catalog number table on page three for available versions

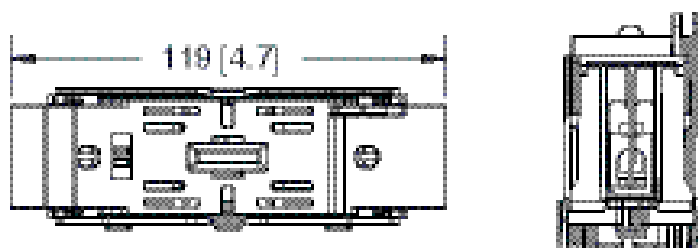


60 A dimensions — mm (in)

Catalog nos. JM60060-(poles)MW24 — Two ports in, four ports out

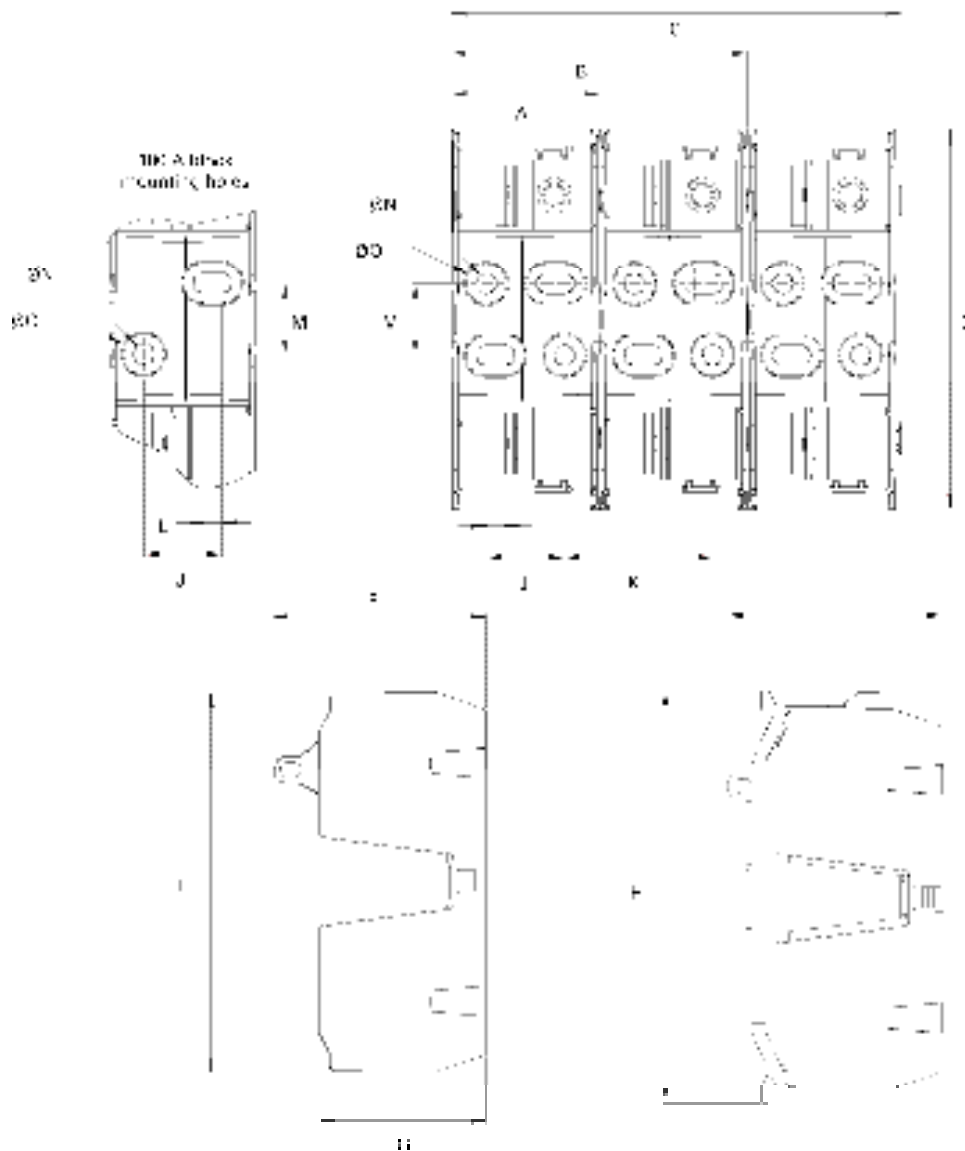


With optional cover, see catalog number table on page three for available versions



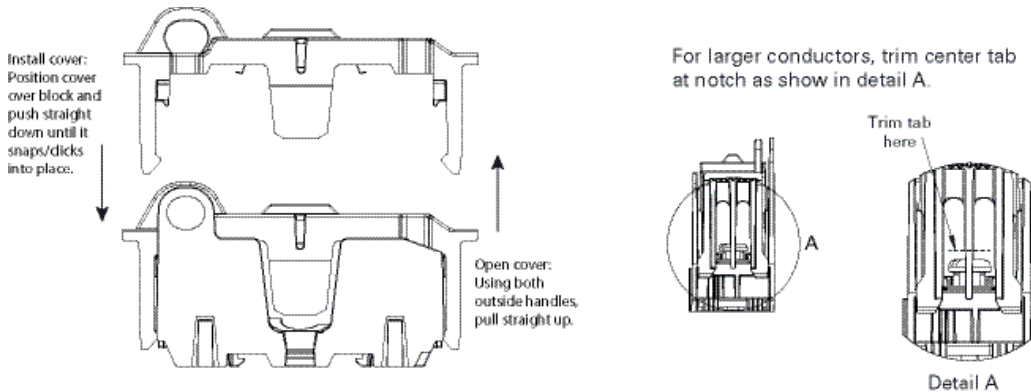
100, 200 and 400 A dimensions — mm (in)

Catalog nos. **JM60100-(poles)MW14 (100 A)**, **JM60200-(poles)MW16 (200 A)** and **JM60400-(poles)MW16/26 (400 A)**

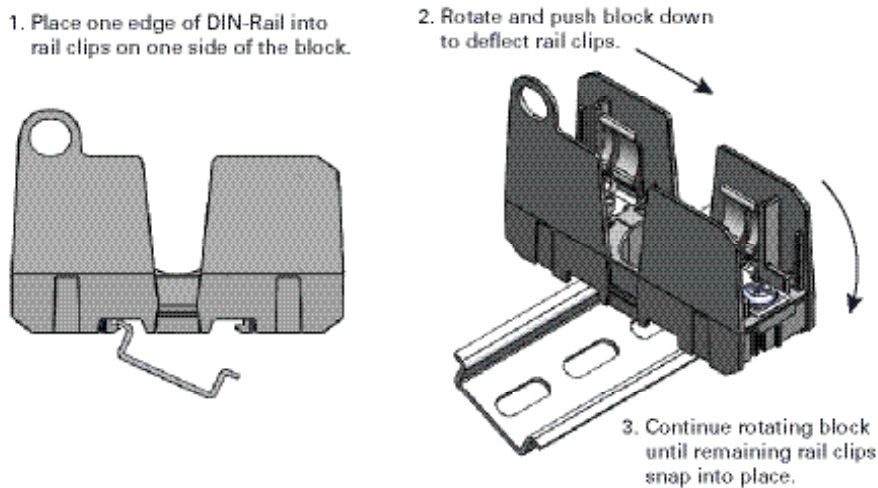


Block size		A	B	C	D	E	F	G	H	I	J	K	L	M	ØN	ØO
100 A	in	2.0	4.0	6.0	5.5	5.5	2.8	2.2	6.0	2.8	0.9	2.0	0.4	1.1	0.4	0.5
	mm	51	102	153	139	139	72	55	152	72	22	51	10	29	9	13
200 A	in	2.6	5.3	8.0	6.8	6.8	3.8	3.0	7.3	3.8	1.4	2.6	0.3	1.3	0.4	0.7
	mm	67	134	203	172	172	97	75	186	97	35	67	8	32	9	19
400 A	in	3.5	7.0	10.6	8.0	8.0	4.8	4.1	8.7	4.8	2.0	3.5	0.3	1.6	0.4	0.7
	mm	88	177	268	202	202	121	105	220	121	50	88	8	41	9	19

Installing/removing covers on 30 to 400 amp blocks



Installing 30 and 60 amp blocks on a 35mm DIN-Rail



The only controlled copy of this data sheet is the electronic read-only version located on the Eaton network drive. All other copies of this document are by definition uncontrolled. This bulletin is intended to clearly present comprehensive product data and provide technical information that will help the end user with design applications. Eaton reserves the right, without notice, to change design or construction of any products and to discontinue or limit distribution of any products. Eaton also reserves the right to change or update, without notice, any technical information contained in this bulletin. Once a product has been selected, it should be tested by the user in all possible applications.

Eaton
1000 Eaton Boulevard
Cleveland, OH 44122
Eaton.com

Bussmann Division
114 Old State Road
Ellisville, MO 63021
United States
Eaton.com/bussmannseries

© 2021 Eaton
All Rights Reserved
Publication No. 10192
June 2021

Eaton, Bussmann, Low-Peak and Limitron are valuable trademarks of Eaton in the U.S. and other countries. You are not permitted to use the Eaton trademarks without prior written consent of Eaton.

CSA is a registered trademark of the Canadian Standards Group.
NEC is a registered trademark of the National Fire Protection Association, Inc.
UL is a registered trademark of the Underwriters Laboratories, Inc.

For Eaton's Bussmann series product information, call **1-855-287-7626** or visit: **Eaton.com/bussmannseries**

Follow us on social media to get the latest product and support information.



Mouser Electronics

Authorized Distributor

Click to View Pricing, Inventory, Delivery & Lifecycle Information:

[Eaton:](#)

[JM60030-1MW14](#) [JM60030-2MW14](#) [JM60060-3MW12](#) [JM60030-3MW14](#) [JM60060-1MW14](#) [JM60060-2MW12](#)
[JM60060-1MW12](#) [JM60060-3MW14](#) [JM60060-2MW14](#) [JM60060-1MW24](#) [JM60060-2MW24](#) [JM60060-3MW24](#)