

Bussmann Expulsion fuse links have been widely used throughout the world for over 40 years. They have in that time built up a formidable reputation and consistency of performance.

Bussmann Expulsion fuse links are designed to be interchangeable with other types of manufacturer and are available in several patterns.

- Wide range of options available from 15kV to 72kV in ANSI T &K characteristics
- Extra rapid option also available

OPTIONS

- PATTERN B** A fixed NEMA button head link.
- PATTERN U** A universal link, with double tail and slip-off NEMA button head.
- PATTERN D** Double tailed link without NEMA button Head.
- PATTERN BR** As pattern B but the button head is attached via a 1/4 UNF thread to allow use of an extension rod.

EXPULSION LINKS ARE AVAILABLE WITH THREE DIFFERENT TIME-CURRENT CHARACTERISTICS

- TYPE T** Complies with ANSI C 37-42 requirements for slow-blowing T characteristics.
- TYPE K** Complies with ANSI requirements for fast blowing K characteristics.
- TYPE XA** This type of Expulsion Link has an extra rapid characteristic. It is suitable for applications where a high degree of system protection is required at the expense of discrimination.

The fuse link assembly for a given range is standard for all rated voltages. The exception isthat the tail Length is varied to suit the dimensions of expulsion fuses of different ratings.

ORDERING CODE REFERENCES

When ordering quote the following requirements:

Example	Example
A Voltage rating in kV – 15, 46 or 72	15
B Type of time current characteristics – T, K or XA	K
C Type of termination – B, U, D or BR	B
D Current rating	30 amps

Thus a typical ordering reference for a 15kV NEMA type K, button head 30A fuse link would be:
15KB30 Expulsion Link

SOLID LINKS

Solid links rated at 100A are also available in both button head and universal versions for fitting into expulsion fuse carriers where required. These can be ordered in a similar way using the abbreviation ‘S’, e.g. **15SB** etc.

Bussmann are one of the world's leading suppliers of fuses and fusible protection systems. Provider of the world's first truly global product line, each product is backed by an efficient world-wide distribution network service and unrivalled technical support. Bussmann circuit protection solutions comply with major international standards: BS, IEC, DIN and UL.

A comprehensive range of circuit protection solutions fused and non-fused.

Bussmann India
2nd Floor, Unit # 5
SF-5 White House
23-29 St Marks Road
Bangalore 560001
India

Tel: +91 80 227 0893
Fax: +91 80 224 0124
Email: bussmann@blr.vsnl.net.in

Bussmann Asia Pacific
1 Jalan Kilang Timor
#06-01 Pacific Tech Centre
Singapore 159303
Republic of Singapore

Tel: +65 278 6151
Fax: +65 278 3151
Email: bussmann@bussasiapac.com.sg

Bussmann Middle East
P.O. Box 30861
Dubail
United Arab Emirates

Tel: +971 (04) 3240702
Fax: +971 (04) 3240804
Email: bussmann@emirates.net.ae

Cooper Bussmann
Cooper (UK) Limited
Burton-on-the-Wolds
Leicestershire · LE12 5TH UK

Telephone: 44 (0) 1509 882 737
Facsimile : 44 (0) 1509 882 786
<http://www.bussmann.com>




NH FUSE SYSTEM




LOW VOLTAGE FUSE LINKS




HIGH SPEED FUSES



LOW VOLTAGE FUSEGEAR



HV DIN PRODUCTS



ASL

Your Representative



PACKAGING

Expulsion links are packed in quantities of 25 (maximum) to the carton, up to and including 50A. From 60A to 100A, are packed in quantities of 10. Where specially requested they can be individually packed. To avoid incorrect replacement the links have colour coded labels.

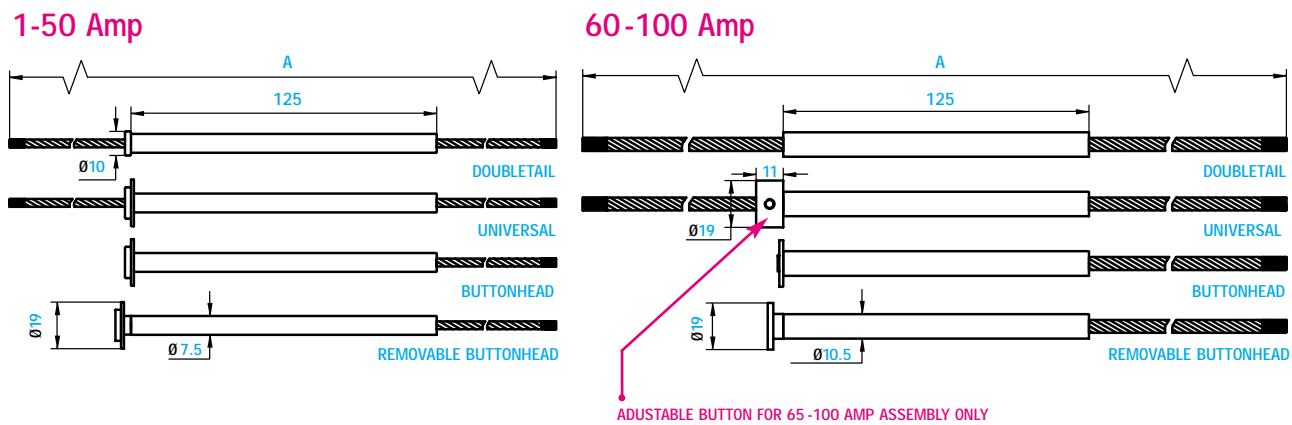
KEY: Pink Label: TYPE 'XA' | Yellow Label: TYPE 'K' | Green Label: TYPE 'T'

APPLICATION NOTES

- 1
- Expulsion fuse link's current ratings should be selected on the basis of maximum expected transient no-damage currents rather than on full-load current. In addition, the selection of higher current ratings will reduce the possibility of supply interruption due to transient surges such as those due to lightning strikes.
- 2
- Links should be handled with a reasonable degree of care when installing. Excessively rough handling may damage the element.
- 3
- It is normal, under certain fault conditions, for arc extinguishing material and/or metal particles to be expelled from the fuse assembly. It is therefore recommended that reasonable precautions be taken to prevent the installation being approached by unauthorised persons.

TABLE OF CURRENT RATINGS (AMPERES)																				
TYPE T	1	2	3	5	6	7.5	8	10	12	15	20	25	30	40	50	60	65	75	80	100
TYPE K	1	2	3	5	6	7.5	8	10	12	15	20	25	30	40	50	60	65	75	80	100
TYPE XA	1	2	3	5	6	7.5	8	10	12	15	20	25	30	40	50	60	65	75	80	100

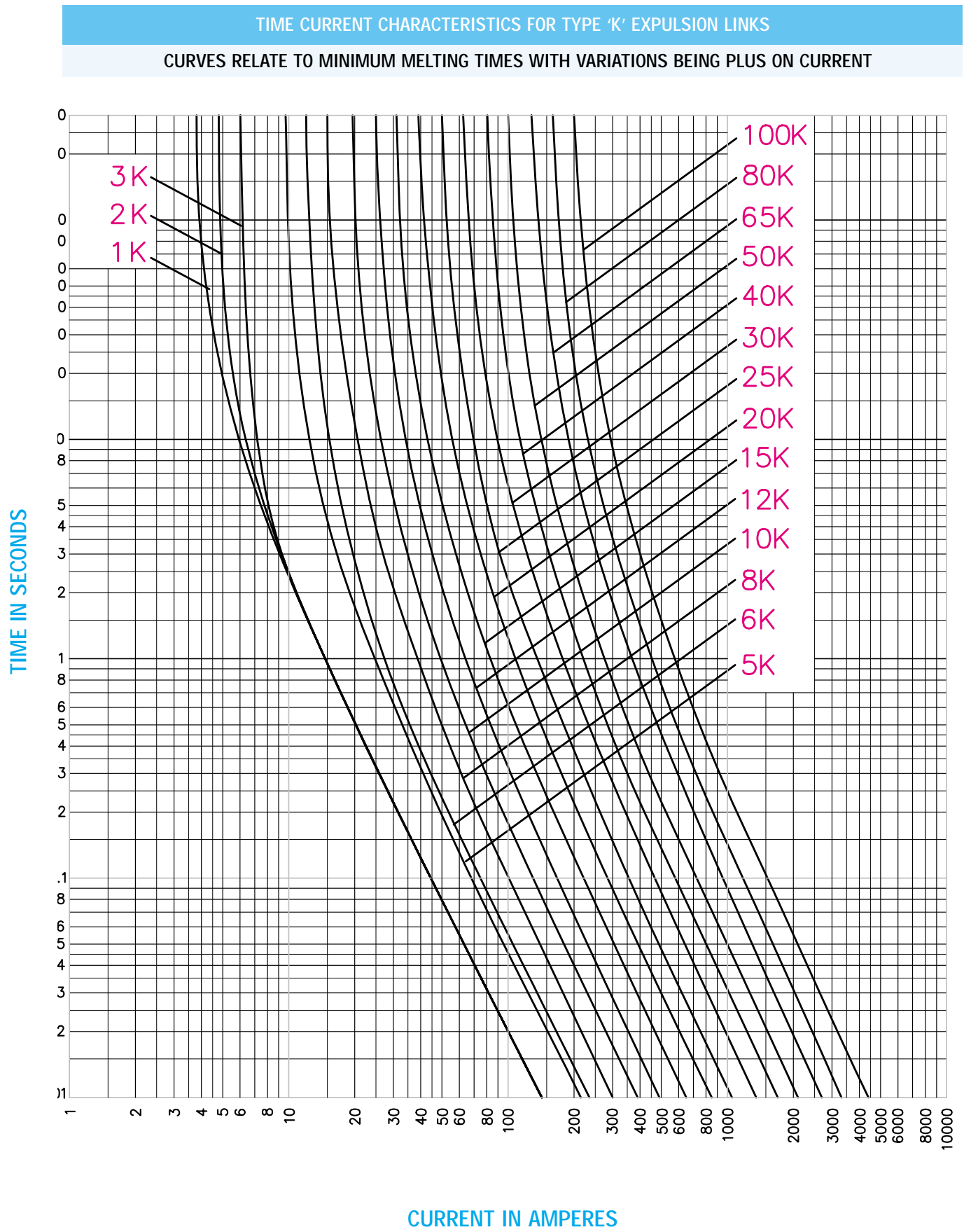
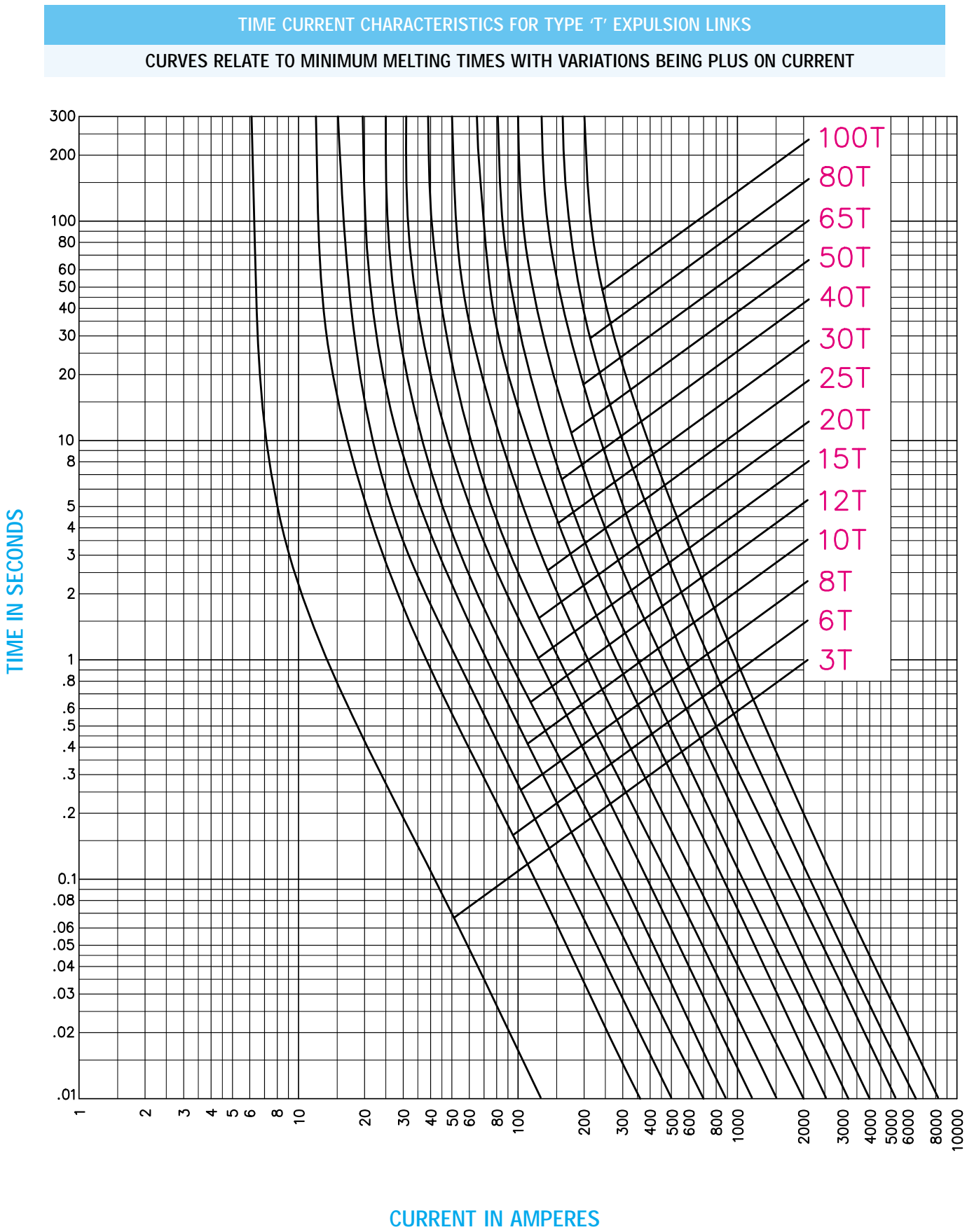
TABLE OF LENGHTS MM 1-50 AMP // 60-100 AMP ILLUSTRATED BELOW



	TYPE kV	A	
	15kV	533 (21")	
	25kV	660 (26")	
	46kV	787 (31")	
	72kV	1016 (40")	

Notes:
Type BR is similar to button head shown, except that the button head is attached via a 6.3mm UNF thread.

For dimensional details of 50-100 Amp expulsion links, please consult Bussmann application engineers.



Mouser Electronics

Authorized Distributor

Click to View Pricing, Inventory, Delivery & Lifecycle Information:

Eaton:

[25XAB10](#) [15XAB3](#) [15XABR25](#) [25XAB5](#) [25XAB8](#) [15XAB15](#) [25XABR3](#)