

Fuse Holders

HB PCB Series (HBH, HBV, HBW)

Description

- For ¼" x 1 ¼" and 5 x 20mm fuses
- Fuse carriers are interchangeable
- Carriers are color coded for easy identification:
 - Gray for ¼" diameter fuses
 - Black for 5mm fuses
- Vertical and horizontal body mounting versions
- Fuse carrier and knob are spring loaded bayonet type with screwdriver slot
- "Kicked" terminals (all models) for optimum wave-soldering
- Stabilizer pins on HBV model
- High dielectric molded thermoplastic meets UL 94V0

Resistance Ratings


- Insulation resistance: 10,000 megaohm at 500Vdc
- Contact resistance: Less than 0.005 ohms at 200mV

Dielectric Strength

- Dielectric strength: Over 200V/mil

Agency Information

- CE, VDE 4009241 (HBV, HBW) SEMKO 800444
- UL Recognized: IZLT2, E14853
- CSA Certified: Class 6225-01, File 47235






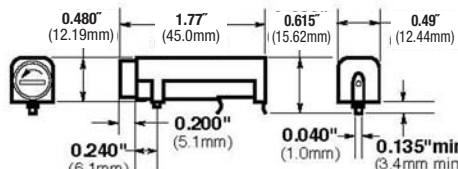
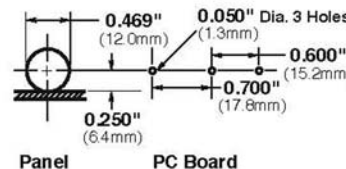
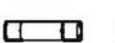
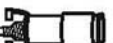


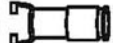
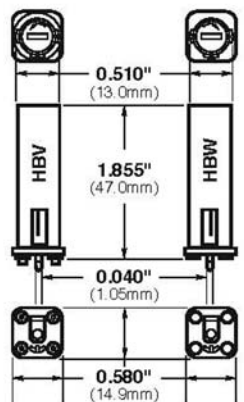
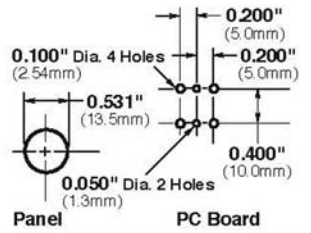
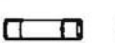
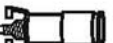


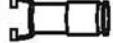
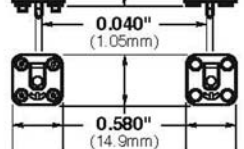
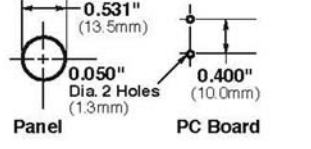
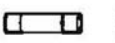
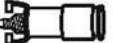
Environmental Data

- Operating Temperature: (-40°C to + 85°C)
- Temperature rating (RTI): The mounting body for all devices has a temperature rating of 150°C. The knob for all devices has a temperature rating of 130°C.

Ordering

- Specify packaging, product, and option code

Specifications							
Catalog Number	Fuse Holder		Voltage Rating Volts	Current Rating (amps) Agency Approval			
	Body Mount	Carrier Size		UL	CSA	VDE	SEMKO
HBH-I	Horizontal	¼" x 1 ¼"	250	16	12	–	10
HBH-M	Horizontal	5 x 20mm	250	16	12	–	10
HBV-I	Vertical w/ Stability Pins	¼" x 1 ¼"	250	16	12	6.3	10
HBV-M	Vertical w/ Stability Pins	5 x 20mm	250	16	12	6.3	10
HBW-I	Vertical w/o Stability Pins	¼" x 1 ¼"	250	16	12	6.3	10
HBW-M	Vertical w/o Stability Pins	5 x 20mm	250	16	12	6.3	10
HBH	Horizontal	na	250	16	12	–	10
HBV	Vertical w/ Stability Pins	na	250	16	12	6.3	10
HBW	Vertical w/o Stability Pins	na	250	16	12	6.3	10
FBI	na	¼" x 1 ¼"	–	–	–	–	–
FBM	na	5 x 20mm	–	–	–	–	–

Model	Fuse Size	Cat. No. (Carrier & Body)	Agency Listings	Dimensions (±.005", ±.13mm)	Mounting Dimensions
Horizontal Mount 		 HBH-I	U.L. CSA SEMKO		
		 HBH-M			
Vertical Mount With Stability Pins 		 HBV-I	U.L. CSA VDE SEMKO		
		 HBV-M			
Vertical Mount Without Stability Pins 		 HBW-I	U.L. CSA VDE SEMKO		
		 HBW-M			

NOTE: Carriers do not fit panel-mounted fuseholders.

Packaging Code	
Packaging Code Prefix	Description
Blank	10 fuse holders packed into a carton
BK	100 fuse holders packed into a cardboard shelf package

Option Code	
Option Code Suffix	Description
-R	RoHS compliant version

North America

Cooper Electronic Technologies
1225 Broken Sound Parkway NW
Suite F
Boca Raton, FL 33487-3533
Tel: 1-561-998-4100
Fax: 1-561-241-6640
Toll Free: 1-888-414-2645

Cooper Bussmann
P.O. Box 14460
St. Louis, MO 63178-4460
Tel: 1-636-394-2877
Fax: 1-636-527-1607

Europe

Cooper Electronic Technologies
Cooper (UK) Limited
Burton-on-the-Wolds
Leicestershire • LE12 5TH UK
Tel: +44 (0) 1509 882 737
Fax: +44 (0) 1509 882 786

Cooper Electronic Technologies
Avda. Santa Eulalia, 290
08223
Terrassa, (Barcelona), Spain
Tel: +34 937 362 812
+34 937 362 813
Fax: +34 937 362 719

Asia Pacific

Cooper Electronic Technologies
1 Jalan Kilang Timor
#06-01 Pacific Tech Centre
Singapore 159303
Tel: +65 278 6151
Fax: +65 270 4160

The only controlled copy of this Data Sheet is the electronic read-only version located on the Cooper Bussmann Network Drive. All other copies of this document are by definition uncontrolled. This bulletin is intended to clearly present comprehensive product data and provide technical information that will help the end user with design applications. Cooper Bussmann reserves the right, without notice, to change design or construction of any products and to discontinue or limit distribution of any products. Cooper Bussmann also reserves the right to change or update, without notice, any technical information contained in this bulletin. Once a product has been selected, it should be tested by the user in all possible applications.

Life Support Policy: Cooper Bussmann does not authorize the use of any of its products for use in life support devices or systems without the express written approval of an officer of the Company. Life support systems are devices which support or sustain life, and whose failure to perform, when properly used in accordance with instructions for use provided in the labeling, can be reasonably expected to result in significant injury to the user.

Mouser Electronics

Authorized Distributor

Click to View Pricing, Inventory, Delivery & Lifecycle Information:

Eaton:

BK/FBM BK/FBI