

# LPN-RK — 250 Vac/dc, 70-600 A, dual element, time-delay fuses



## Catalog symbols:

- LPN-RK-(amp)SP (non-indicating)
- LPN-RK-(amp)SPI (indicating)

## Description:

Ultimate protection Class RK1 dual element, current-limiting, time-delay fuses available with optional open fuse indication.

## Specifications:

### Ratings

- Volts 250Vac/dc\*
- Amps 70-600 A
- IR
  - 300kA Vac RMS Sym.
  - 100kA Vdc

\* Indicating versions not Vdc rated.

### Agency information

- UL Listed, Guide JDDZ, File E4273
- CSA Certified, Class 1422-02, File 53787, Class RK1 per CSA C22.2 No. 248.12
- CE

## Catalog no.\*

LPN-RK-70SP	LPN-RK-150SP	LPN-RK-350SP
LPN-RK-80SP	LPN-RK-175SP	LPN-RK-400SP
LPN-RK-90SP	LPN-RK-200SP	LPN-RK-450SP
LPN-RK-100SP	LPN-RK-225SP	LPN-RK-500SP
LPN-RK-110SP	LPN-RK-250SP	LPN-RK-600SP
LPN-RK-125SP	LPN-RK-300SP	

\* Open fuse indication available on all part numbers by inserting the suffix "I," e.g., LPN-RK-90SPI. Requires 75Vac minimum voltage. Indicating fuses are not Vdc rated.

## Carton quantity

- 70–100 A: 5
- 110–600 A: 1

## Typical applications

- Feeder and branch circuits
- Transformers
- Motors
- Solenoids
- General purpose circuits

## Features and benefits

- Industry's only UL Listed and CSA Certified fuse with a 300 kA interrupting rating that allows for simple, worry-free installation in virtually any application.
- Fast short-circuit protection and dual-element, time-delay performance provide ultimate protection.
- Reduces existing fuse inventory by up to 33% when upgrading to Low-Peak fuses.
- Consistent 2:1 ampacity ratios for all Low-Peak fuses make selective coordination easy.
- Time-delay permits 130% FLA sizing for back-up motor protection.
- Current-limitation protects downstream components against damaging thermal and magnetic effects of short-circuit currents.
- Protects against single-phase motor damage.
- Proper sizing can provide "no damage" Type 2 coordinated protection for NEMA and IEC motor controllers.



Powering Business Worldwide

## Recommended fuse blocks

Amps	Catalog no.		
	1-Pole	2-Pole	3-Pole
100	RM25100-1CR	RM25100-2CR	RM25100-3CR
200	RM25200-1CR	RM25200-2CR	RM25200-3CR
400	RM25400-1CR	RM25400-2CR	RM25400-3CR
600	RM25600-1CR	RM25600-2CR	RM25600-3CR

For additional information on the RM Series of 250 volt fuse blocks, see product brochure # 3192.

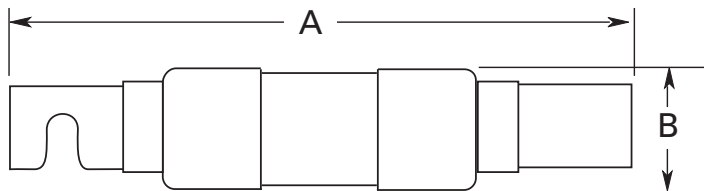
## Fuse Reducers For Class R Fuses

Equipment fuse clips	Desired fuse (case) size	Catalog no. (Pairs) 250V
200 A	100 A	NO.2621-R
400 A	100 A	NO.2641-R
	200 A	NO.642-R
600 A	100 A	NO.2661-R
	200 A	NO.2662-R
	400 A	NO.2664-R†

† Single reducer only (pair not required).

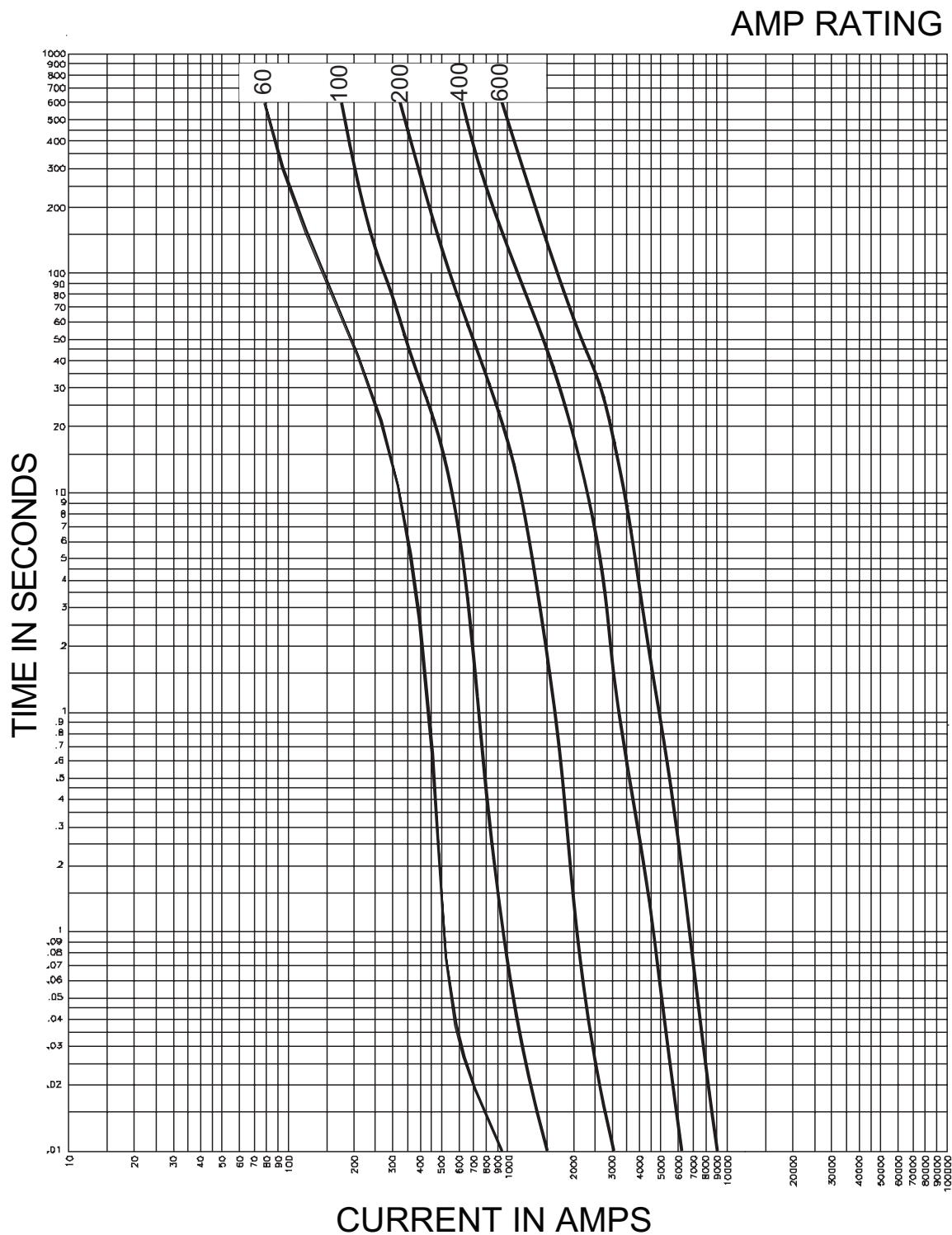
For additional information on Class R fuse reducers, see data sheet no. 1118.

## Dimensions — in



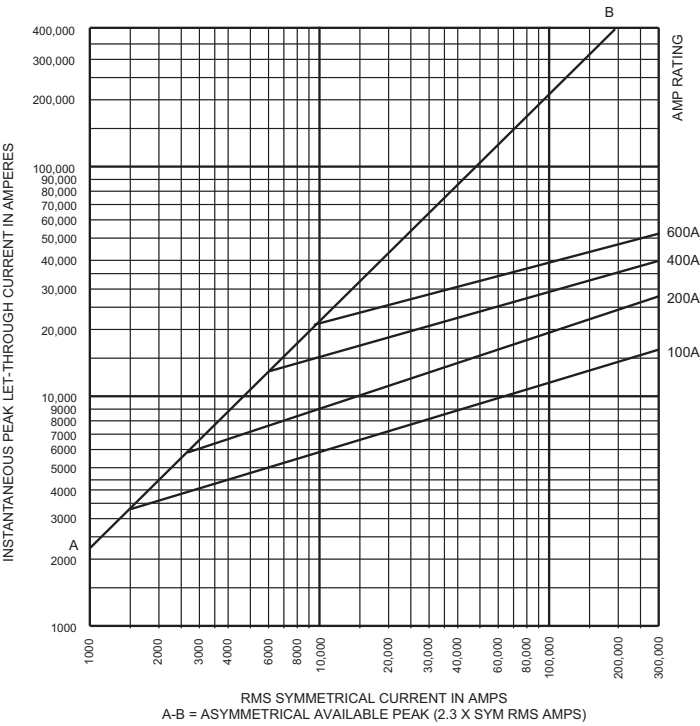
Amp rating	A	B
70-100	5.88	1.10
110-200	7.13	1.61
225-400	8.63	2.36
450-600	10.38	2.88

## Time-current curves - average melt



NOTE: 60 Amp fuse curve is ferrule style and included to show only relative performance. For actual 60 amp time-current performance, see data sheet no. 1003.

Current-limitation curves



Current-limiting effects

Prosp. S.C.C.	Let-through current (apparent RMS Sym. vs. fuse rating)			
	100 A	200 A	400 A	600 A
—	1000	1000	1000	1000
1000	1000	1000	1000	1000
2000	2000	2000	2000	2000
3000	2000	3000	3000	3000
5000	2000	3000	5000	5000
10,000	3000	4000	7000	9000
15,000	3000	5000	8000	11,000
20,000	3000	5000	8000	11,000
25,000	3000	5000	9000	12,000
30,000	4000	6000	9000	12,000
35,000	4000	6000	10,000	13,000
40,000	4000	6000	10,000	13,000
50,000	4000	7000	11,000	14,000
60,000	4000	7000	11,000	16,000
70,000	4000	7000	12,000	16,000
80,000	5000	8000	12,000	16,000
90,000	5000	7000	13,000	17,000
100,000	5000	8000	13,000	17,000
150,000	6000	9000	15,000	19,000
200,000	6000	11,000	16,000	20,000
250,000	7000	11,000	17,000	21,000
300,000	7000	12,000	18,000	22,000

The only controlled copy of this data sheet is the electronic read-only version located on the Eaton network drive. All other copies of this document are by definition uncontrolled. This bulletin is intended to clearly present comprehensive product data and provide technical information that will help the end user with design applications. Eaton reserves the right, without notice, to change design or construction of any products and to discontinue or limit distribution of any products. Eaton also reserves the right to change or update, without notice, any technical information contained in this bulletin. Once a product has been selected, it should be tested by the user in all possible applications.

# Mouser Electronics

Authorized Distributor

Click to View Pricing, Inventory, Delivery & Lifecycle Information:

## Eaton:

[LPN-RK-110SP](#) [LPN-RK-250SP](#) [LPN-RK-500SPI](#) [LPN-RK-80SPI](#) [LPN-RK-350SPI](#) [LPN-RK-400SPI](#) [LPN-RK-100SPI](#) [LPN-RK-225SP](#) [LPN-RK-150SP](#) [LPN-RK-90SP](#) [LPN-RK-125SPI](#) [LPN-RK-400SP](#) [LPN-RK-175SPI](#) [LPN-RK-450SPI](#) [LPN-RK-175SP](#) [LPN-RK-150SPI](#) [LPN-RK-500SP](#) [LPN-RK-300SPI](#) [LPN-RK-30SP](#) [LPN-RK-70SPI](#) [LPN-RK-110SPI](#) [LPN-RK-250SPI](#) [LPN-RK-225SPI](#) [LPN-RK-300SP](#) [LPN-RK-450SP](#) [LPN-RK-200SP](#) [LPN-RK-600SPI](#) [LPN-RK-6SP](#) [LPN-RK-90SPI](#) [LPN-RK-200SPI](#) [LPN-RK-125SP](#) [LPN-RK-70SP](#) [LPN-RK-80SP](#) [LPN-RK-350SP](#) [LPN-RK-100SP](#) [LPN-RK-600SP](#) [LPN-RK-110SP-TP](#) [LPN-RK-80SP-TP](#) [LPN-RK-150SP-TP](#) [LPN-RK-125SP-TP](#) [LPN-RK-70SP-TP](#) [LPN-RK-175SP-TP](#) [LPN-RK-200SP-TP](#) [LPN-RK-400SP-TP](#) [LPN-RK-100SP-TP](#) [LPN-RK-225SP-TP](#)