

LPN-RK — 250 Vac/125 Vdc, 1/10-60 A, dual element, time-delay fuses



Catalog symbols:

- LPN-RK(amp)SP (non-indicating)
- LPN-RK(amp)SPI (indicating)

Description:

Ultimate protection Class RK1 dual element, current-limiting, time-delay fuses available with optional open fuse indication. Time-delay – 10 seconds (minimum) at 500% of rated current (8 seconds for 0-30A sizes).

Specifications:

Ratings

- Volts
 - 250 Vac
 - 125 Vdc*
- Amps 1/10-60A
- IR
 - 300 kA Vac RMS Sym.
 - 100kA Vdc

* Indicating versions not Vdc rated.

Agency Information

- UL Listed, Guide JDDZ, File E4273
- CSA Certified, Class 1422-02, File 53787, Class RK1 per CSA C22.2, No. 248.12
- CE

Catalog no.

LPN-RK-1/10SP	LPN-RK-2SP	LPN-RK-9SP
LPN-RK-15/100SP	LPN-RK-21/4SP	LPN-RK-10SP
LPN-RK-2/10SP	LPN-RK-21/2SP	LPN-RK-12SP
LPN-RK-3/10SP	LPN-RK-28/10SP	LPN-RK-15SP
LPN-RK-4/10SP	LPN-RK-3SP	LPN-RK-171/2SP
LPN-RK-1/2SP	LPN-RK-32/10SP	LPN-RK-20SP
LPN-RK-6/10SP	LPN-RK-31/2SP	LPN-RK-25SP
LPN-RK-8/10SP	LPN-RK-4SP	LPN-RK-30SP
LPN-RK-1SP	LPN-RK-41/2SP	LPN-RK-35SP*
LPN-RK-11/8SP	LPN-RK-5SP	LPN-RK-40SP*
LPN-RK-11/4SP	LPN-RK-56/10SP	LPN-RK-45SP*
LPN-RK-14/10SP	LPN-RK-6SP	LPN-RK-50SP*
LPN-RK-16/10SP	LPN-RK-61/4SP	LPN-RK-60SP*
LPN-RK-18/10SP	LPN-RK-8SP	

* Open fuse indication available by inserting the suffix "I," e.g. LPN-RK-50SPI. Requires 75Vac minimum voltage. Indicating fuses are not Vdc rated.

Carton quantity

- 10

Features and benefits

- Industry's only UL Listed and CSA Certified fuse with a 300 kA interrupting rating that allows for simple, worry-free installation in virtually any application.
- Fast short-circuit protection and dual-element, time-delay performance provide ultimate protection.
- Reduces existing fuse inventory by up to 33% when upgrading to Low-Peak fuses.
- Consistent 2:1 ampacity ratios for all Low-Peak fuses make selective coordination easy.
- Time-delay permits 130% FLA sizing for back-up motor protection.
- Current-limitation protects downstream components against damaging thermal and magnetic effects of short-circuit currents.
- Protects against single-phase motor damage.
- Proper sizing can provide "no damage" Type 2 coordinated protection for NEMA and IEC motor controllers.



Powering Business Worldwide

Recommended fuse blocks

Amps	Catalog no.		
	1-Pole	2-Pole	3-Pole
30	RM25030-1_	RM25030-2_	RM25030-3_
60	RM25060-1_	RM25060-2_	RM25060-3_

For additional information on the 250 volt fuse blocks, see data sheets no. 10289.

Fuse reducers for Class R fuses

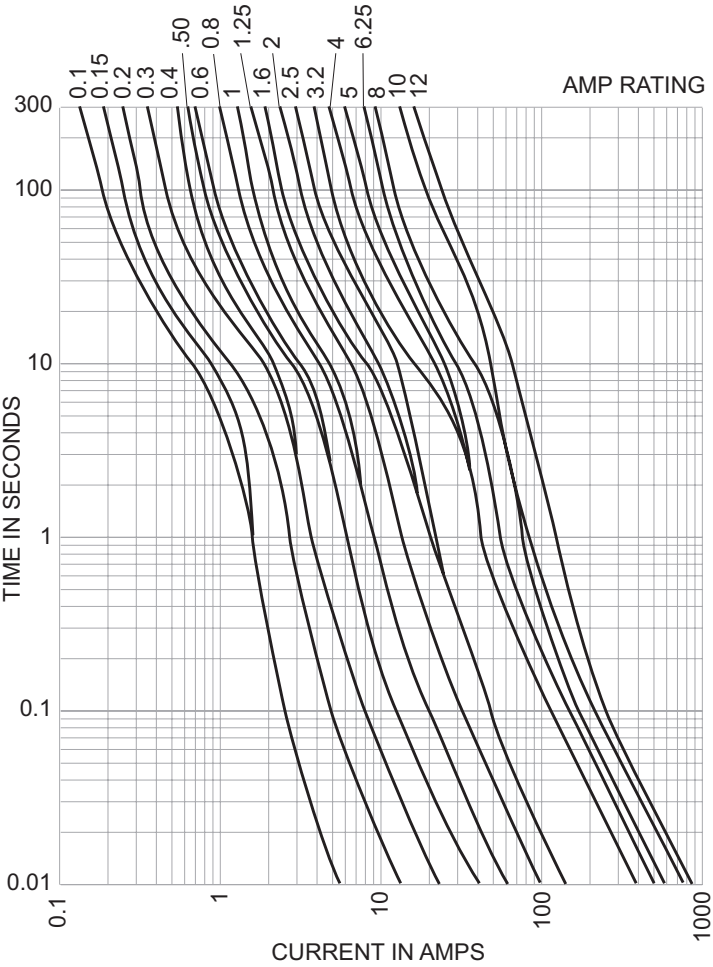
Equipment fuse clips	Desired fuse (case) size	Catalog no. (pairs) 250V
60 A	30 A	NO.263-R
100 A	30 A	NO.213-R
200 A	60 A	NO.216-R
	60 A	NO.226-R

For additional information on Class R fuse reducers, see data sheet no. 1118.

Dimensions — in

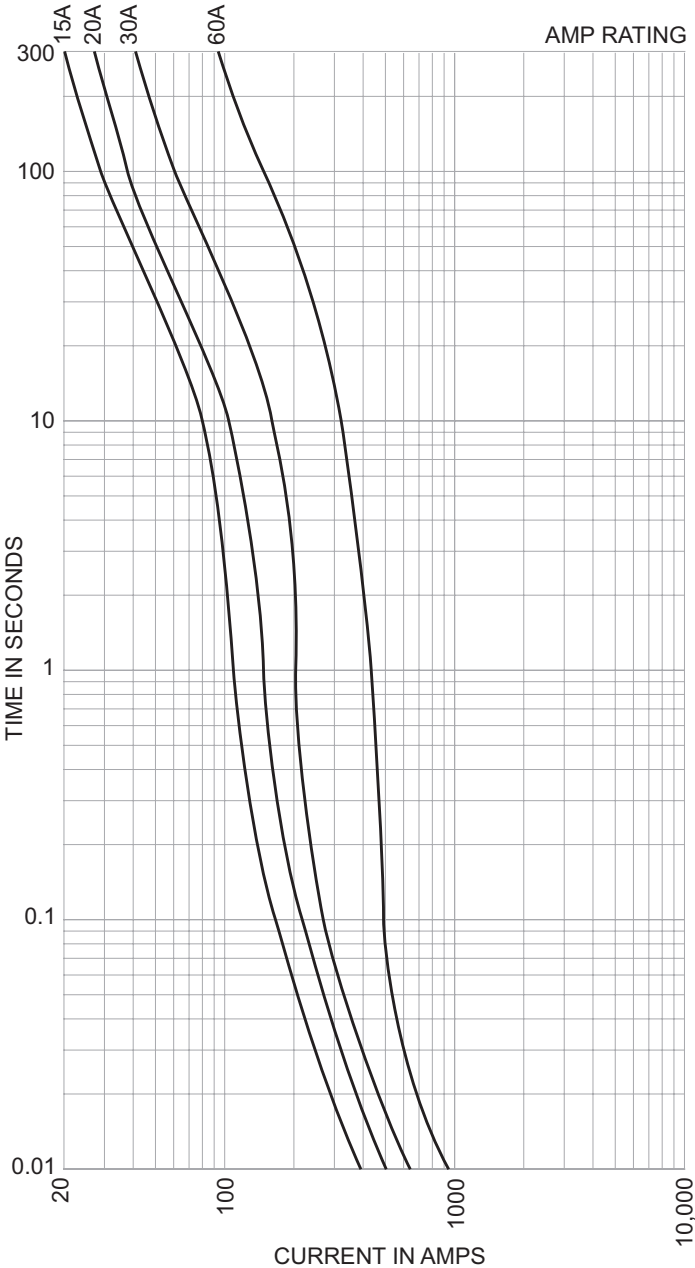


Time-current curves - average melt
1/10 to 12 amps

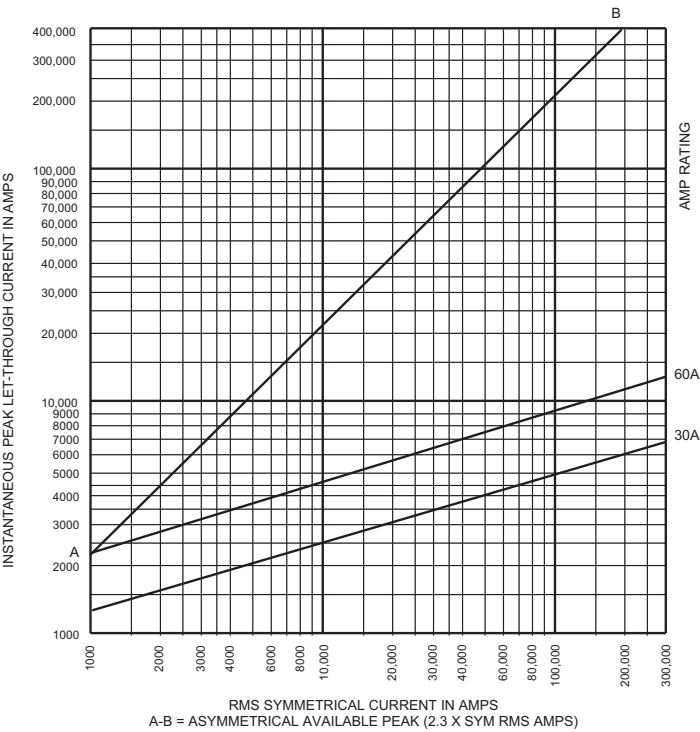


Time-current curves - average melt

15 to 60 amps



Current-limitation curves



Current-limiting effects

Prospect. S.C.C.	Let-through current (apparent RMS Sym. vs. fuse rating)	
—	30 A	60 A
1000	1000	1000
2000	1000	1000
3000	1000	1000
5000	1000	2000
10,000	1000	2000
15,000	1000	2000
20,000	1000	3000
25,000	1000	3000
30,000	2000	3000
35,000	2000	3000
40,000	2000	3000
50,000	2000	3000
60,000	2000	3000
70,000	2000	3000
80,000	2000	4000
90,000	2000	4000
100,000	2000	4000
150,000	2000	4000
200,000	3000	5000
250,000	3000	5000
300,000	3000	6000

The only controlled copy of this data sheet is the electronic read-only version located on the Eaton network drive. All other copies of this document are by definition uncontrolled. This bulletin is intended to clearly present comprehensive product data and provide technical information that will help the end user with design applications. Eaton reserves the right, without notice, to change design or construction of any products and to discontinue or limit distribution of any products. Eaton also reserves the right to change or update, without notice, any technical information contained in this bulletin. Once a product has been selected, it should be tested by the user in all possible applications.

Eaton
1000 Eaton Boulevard
Cleveland, OH 44122
Eaton.com

Bussmann Division
114 Old State Road
Ellisville, MO 63021
United States
Eaton.com/bussmannseries

© 2018 Eaton
All Rights Reserved
Printed in USA
Publication No. 1003 — BU-SB13686
August 2018

Eaton, Bussmann and Low-Peak are valuable trademarks of Eaton in the U.S. and other countries. You are not permitted to use the Eaton trademarks without prior written consent of Eaton.

CSA is a registered trademark of the Canadian Standards Group.
UL is a registered trademark of the Underwriters Laboratories, Inc.

For Eaton's Bussmann series
product information,
call **1-855-287-7626** or visit:
Eaton.com/bussmannseries



Follow us on social media to get the latest product and support information.



Mouser Electronics

Authorized Distributor

Click to View Pricing, Inventory, Delivery & Lifecycle Information:

Eaton:

[LPN-RK-1/2SP](#) [LPN-RK-2SP](#) [LPN-RK-15SP](#) [LPN-RK-3-1/2SP](#) [LPN-RK-6/10SP](#) [LPN-RK-10SP](#) [LPN-RK-40SPI](#)
[LPN-RK-6-1/4SP](#) [LPN-RK-17-1/2SP](#) [LPN-RK-1-8/10SP](#) [LPN-RK-5SP](#) [LPN-RK-45SP](#) [LPN-RK-5-6/10SP](#) [LPN-RK-](#)
[40SP](#) [LPN-RK-45SPI](#) [LPN-RK-1SP](#) [LPN-RK-2-8/10SP](#) [LPN-RK-3-2/10SP](#) [LPN-RK-1-1/8SP](#) [LPN-RK-8SP](#) [LPN-RK-](#)
[4SP](#) [LPN-RK-25SP](#) [LPN-RK-50SPI](#) [LPN-RK-60SPI](#) [LPN-RK-35SPI](#) [LPN-RK-60SP](#) [LPN-RK-1-6/10SP](#) [LPN-RK-9SP](#)
[LPN-RK-2/10SP](#) [LPN-RK-50SP](#) [LPN-RK-2-1/4SP](#) [LPN-RK-1/10SP](#) [LPN-RK-12SP](#) [LPN-RK-2-1/2SP](#) [LPN-RK-20SP](#)
[LPN-RK-1-4/10SP](#) [LPN-RK-1-1/4SP](#) [LPN-RK-8/10SP](#) [LPN-RK-3SP](#) [LPN-RK-4/10SP](#) [LPN-RK-4-1/2SP](#) [LPN-RK-](#)
[35SP](#) [LPNRK6/10SPNP](#) [LPNRK20SPNP](#) [LPNRK2-1/2SPNP](#) [LPNRK4-1/2SPNP](#) [LPNRK1/2SPNP](#) [LPNRK40SPNP](#)
[LPNRK3-2/10SPNP](#) [LPNRK5SPNP](#) [LPNRK60SPNP](#) [LPN-RK-3/10SP](#) [LPNRK6SPNP](#) [LPNRK50SPNP](#)
[LPNRK8SPNP](#) [LPNRK10SPNP](#) [LPNRK1SPNP](#) [LPNRK1-6/10SPNP](#) [LPNRK2SPNP](#) [LPNRK15SPNP](#)
[LPNRK25SPNP](#) [LPNRK45SPNP](#) [LPNRK30SPNP](#)