

PV HEAVY DUTY two module photovoltaic surge protective device for 600 Vdc systems

RoHS



Remote contact signaling available

easyID™ local visual status indication

Standard local visual indication

The green and red visual indicator flags show the module protective status (green = good, red = replace).

Optional remote contact signaling

The three-pole terminal remote contact signaling option has a floating changeover contact for use as a break or make contact, according to circuit concept.

Specifications:

System volts

- 600 Vdc
- 1000 Vdc

Systems types

- Two energized poles (all voltages)
- One energized pole (600 and 1000 Vdc)

Agency information

- UL Recognized
- CE
- RoHS compliant

Mounting

- 35 mm DIN-Rail

Warranty

- Five years

Catalog symbols:

- BSPH2_YPV
- BSPH2_YPVR

Description:

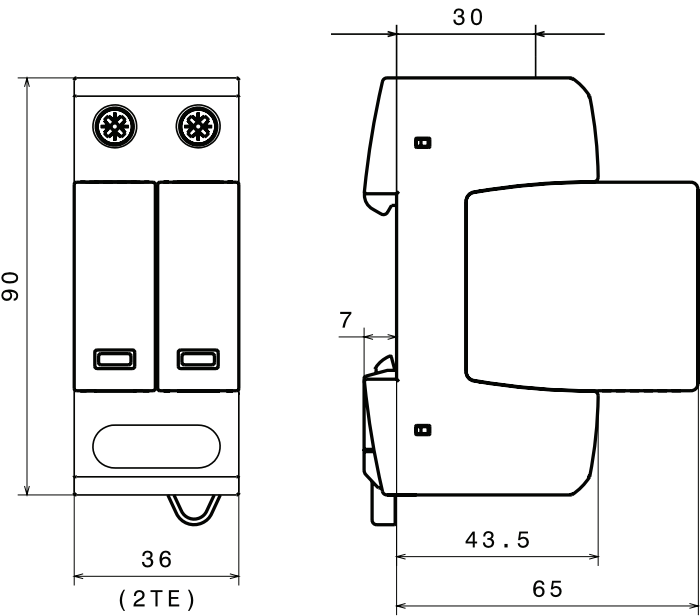
Eaton Bussmann™ series two-module photovoltaic SPD has a three-step DC switching device and feature *easyID*™ local visual indication and optional remote contact signaling.

Suitable for all PV systems in accordance with UL 1449 4th Edition and IEC 60364-7-712, these pre-wired solutions consist of a base and locking modules that are mechanically keyed to prevent the use of an incorrect replacement module.

Their short-circuit interrupting technology has a combined disconnection and short-circuiting (shunting) device for safe electrical isolation to prevent fire damage due to DC arcs along with an integrated DC fuse that allows safe module replacement without arc formation.

In case of insulation faults in the generator circuit, a reliable and tested fault-resistant Y circuit prevents damage to the surge protective devices.

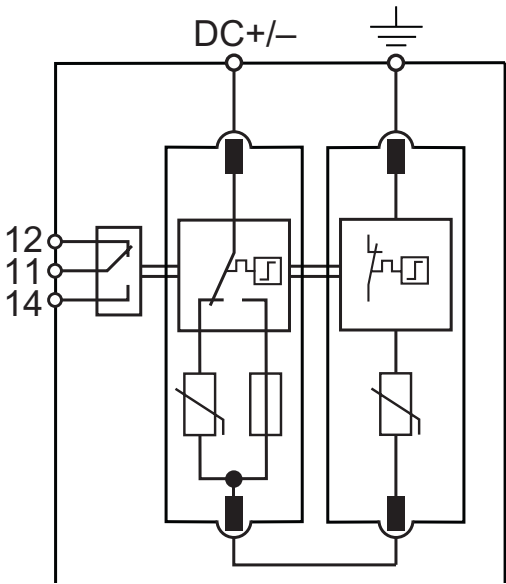
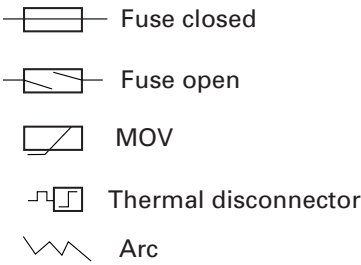
Dimensions - mm:



Shown with optional remote contact signaling.

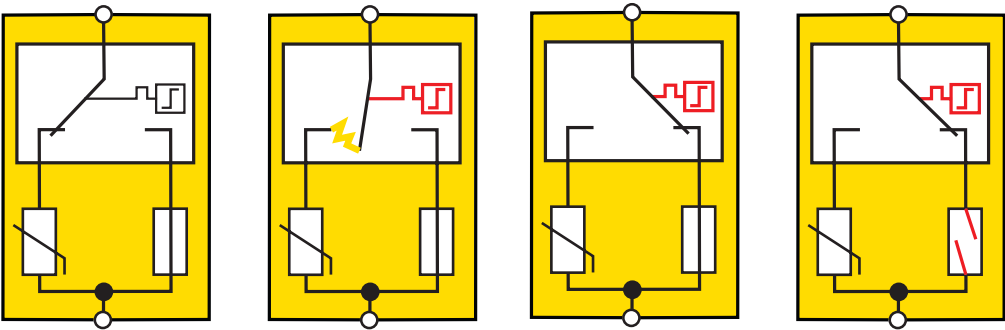
Module circuit diagrams:

Shown with optional remote contact signaling



BSPH2600YPV(R)

Short-circuit interrupting technology



1. Normal operating state

2. Short circuit activates thermal disconnecter

3. Arc extinguishes and current is switched to the internal fuse

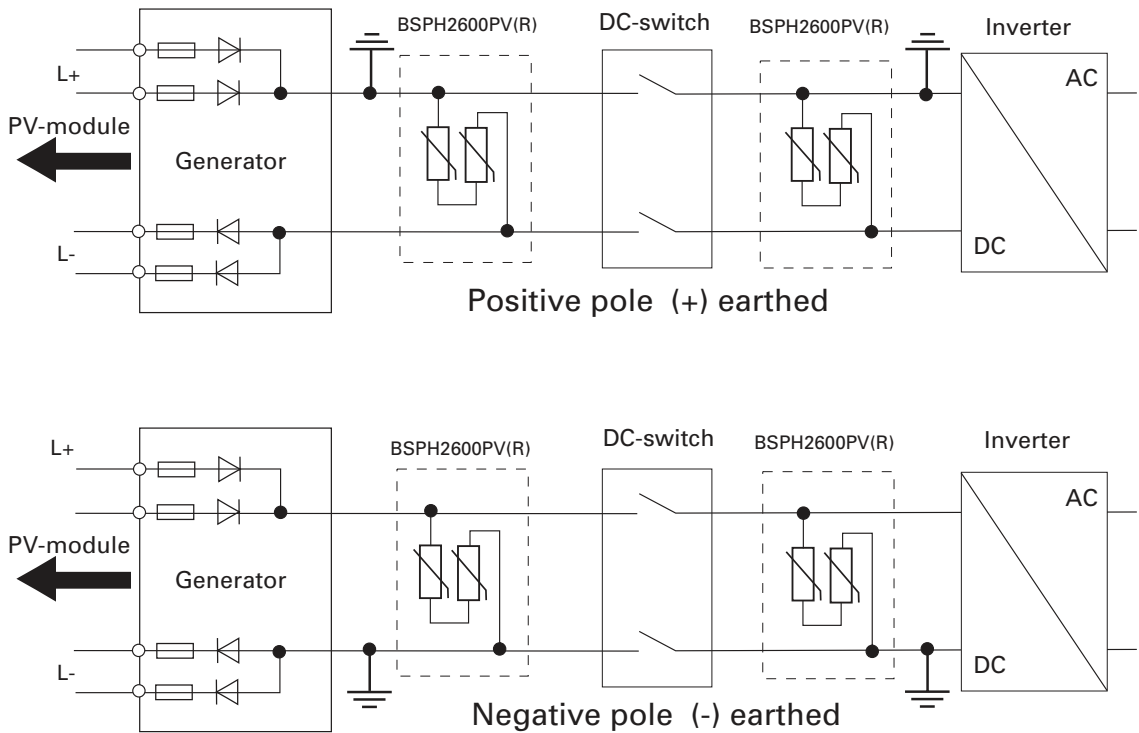
4. Fuse opens for safe electrical isolation

Ordering information:

Nominal PV system voltage		600 Vdc
Catalog numbers (base + modules):	W/O remote signaling	BSPH2600PV
	W/ remote signaling	BSPH2600PVR
Replacement modules:	Left	BPH300YPV
	Right	BPM300YPV
Specifications		
Conformity with prEN 50539-11		Yes
SPD classification per	EN 61643-11	Type 2
	IEC 61643-11	Class II
Max. PV voltage [U_{CPV}]		≤ 600 V
Short-circuit withstand capacity [I_{SCWPV}]		1000 A
MCOV [UCPV]		700 Vdc
Nominal discharge current (8/20 μ s) [(DC+/DC-) --> PE] [I_n]		12.5 kA
Max. discharge current (8/20 μ s) [(DC+/DC-) --> PE] [I_{max}]		25 kA
Voltage protection level	[U_p]	≤ 2.5 kV
	at 5kA [U_p]	≤ 2 kV
Response time [t_A]		≤ 25 ns
Operating temperature range [T_U]		-40°C to +80°C
Operating state/fault indication		Green (good) / Red (replace)
Number of ports		1
Cross-sectional area	Min	60/75°C 1.5 mm ² /14 AWG solid/flexible
	Max	60/75°C 35 mm ² /2 AWG stranded/25 mm ² /4 AWG flexible
For mounting on		35 mm DIN rail per EN 60715
Enclosure material		Thermoplastic, UL 94V0
Place of installation		Indoor
Degree of protection		IP20
Capacity		2 Modules, DIN 43880
Agency information		UL
Product warranty		Five Years*
Remote contact signaling		
Signaling type		Changeover contact
Switching capacity (volts/amps)	AC	250 V/0.1 A
	DC	250 V/0.1 A; 125 V/0.2 A; 75 V/0.5 A
Ratings and cross-sectional area		60/75°C Max. 1.5 mm ² /14 AWG solid/flexible
Ordering information		Order from catalog numbers above

* See Eaton Bussmann Division SPD limited warranty statement (3A1502) for details at www.cooperbussmann.com/surge.

Typical application schematic



The only controlled copy of this data sheet is the electronic read-only version located on the Eaton network drive. All other copies of this document are by definition uncontrolled. This bulletin is intended to clearly present comprehensive product data and provide technical information that will help the end user with design applications. Eaton reserves the right, without notice, to change design or construction of any products and to discontinue or limit distribution of any products. Eaton also reserves the right to change or update, without notice, any technical information contained in this bulletin. Once a product has been selected, it should be tested by the user in all possible applications.

Eaton
1000 Eaton Boulevard
Cleveland, OH 44122
Eaton.com

Bussmann Division
114 Old State Road
Ellisville, MO 63021
United States
Eaton.com/bussmannseries

© 2016 Eaton
All Rights Reserved
Printed in USA
Publication No. 2145 — BU-MC16XXX
January 2016

Eaton and Bussmann are valuable trademarks of Eaton in the U.S. and other countries. You are not permitted to use the Eaton trademarks without prior written consent of Eaton.

For Eaton's Bussmann series product information, call **1-855-287-7626** or visit: **Eaton.com/bussmannseries**



Mouser Electronics

Authorized Distributor

Click to View Pricing, Inventory, Delivery & Lifecycle Information:

Eaton:

[BSPH2600PVR](#) [BSPH2600PV](#)