

**Square Body - US-Style
1000V (IEC) 315-1400A**

Electrical Characteristics						Ordering Information		
Size	Rated Voltage	Rated Current RMS-Amps	I ² t (A ² s)		Watts Loss	-FKE/115 Type K Indicator for Micro	Carton Qty.	Carton Weight (kg)
			Pre-arc	Clearing at Rated Voltage				
3	1000	315	9200	54500	90	170M8531	1	1.25
	1000	350	13000	77500	95	170M8532		
	1000	400	19000	115000	105	170M8533		
	1000	450	27000	160000	107	170M8534		
	1000	500	37500	225000	110	170M8535		
	1000	550	52000	310000	115	170M8536		
	1000	630	82500	490000	120	170M8537		
	1000	700	115000	700000	125	170M8538		
	1000	800	170000	1050000	135	170M8539		
	1000	900	250000	1500000	145	170M8540		
	1000	1000	340000	2050000	150	170M8541		
	1000	1100	460000	2750000	155	170M8542		
	1000	1250	575000	3400000	175	170M8543		
	900	1400	795000	4200000	185	170M8544		

1 kg = 2.2 lbs. 1 lb = 0.45 kg

- Interrupting rating 150kA (Estimated 300kA) RMS Symmetrical.
- Watts loss provided at rated current.
- Microswitch ordered separately.

The only controlled copy of this BIF document is the electronic read-only version located on the Bussmann Network Drive. All other copies of this document are by definition uncontrolled. This bulletin is intended to clearly present comprehensive product data and provide technical information that will help the end user with design applications. Bussmann reserves the right, without notice, to change design or construction of any products and to discontinue or limit distribution of any products. Bussmann also reserves the right to change or update, without notice, any technical information contained in this bulletin. Once a product has been selected, it should be tested by the user in all possible applications.

Square Body - US-Style
1000V (IEC) 315-1400A

Electrical Characteristics

Total clearing I²t

The total clearing I²t at rated voltage and at power factor of 15% are given in the electrical characteristics. For other voltages, the clearing I²t is found by multiplying by correction factor, K, given as a function of applied working voltage, E_g, (RMS).

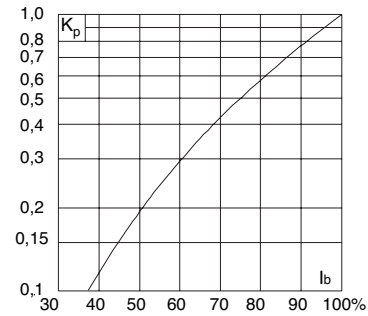
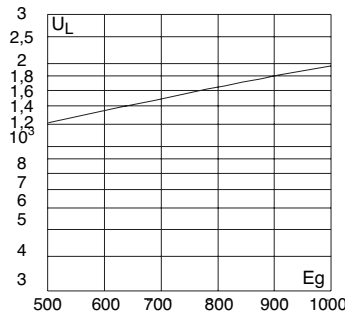
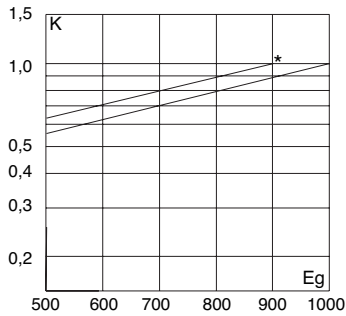
Arc Voltage

This curve gives the peak arc voltage, U_L, which may appear across the fuse during its operation as a function of the applied working voltage E_g, (RMS) at a power factor of 15%.

Power Losses

Watts loss at rated current is given in the electrical characteristics. The curve allows the calculation of the power losses at load currents lower than the rated current. The correction factor, K_p, is given as a function of the RMS load current, I_b, in % of the rated current.

*Rated voltage 900V

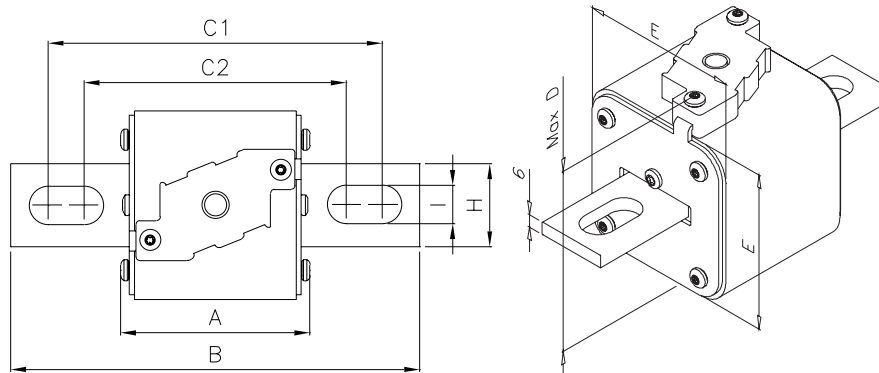


Dimensions

DIN 43 653: Type -FKE/115

Size	B	C1	C2	D	E	H	I
1*FKE/115	156	130	101	59	45	20	10
1FKE/115	160	127	102	69	53	25	14
2FKE/115	160	127	102	77	61	25	14
3FKE/115	159	128	101	92	76	36	16

Dimensions in mm
 1 mm = 0.0394" 1" = 25.4 mm





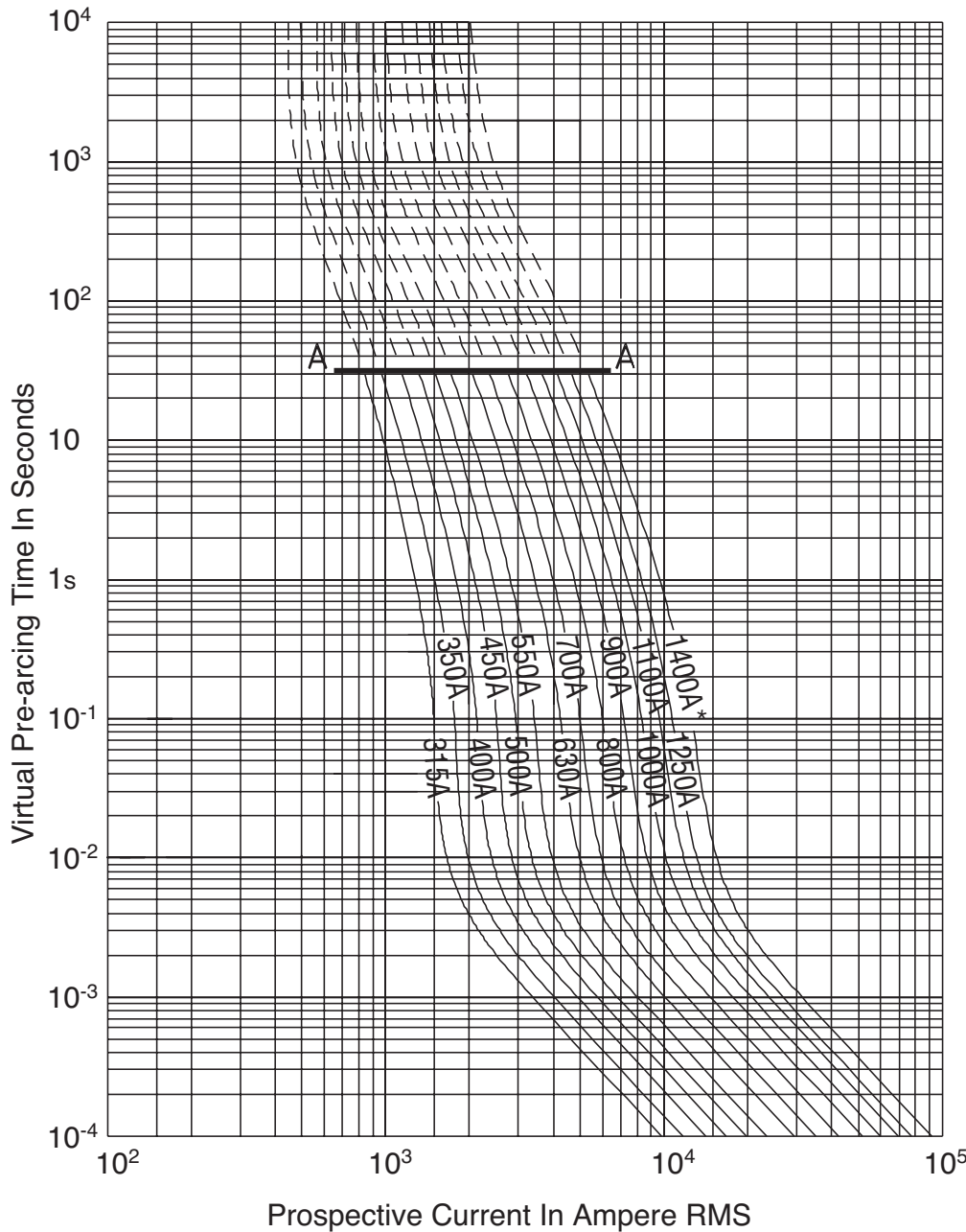
Bussmann

Semiconductor Fuse 315-1400A, 1000 Volts

BIF Document
720096

Size

3



The partial dotted curves are for fuses designed to give part range protection (aR protection). Loading or operation above the curve indicated at A on the curves must in general be avoided. Please see technical guidance 170K... for further information. Curves that are not dotted are for fuses designed to give full range protection.

Pre-Arcing Time-Current Characteristic Curves

TYPOWER ZILOX

Approved: **PK**

Page **3 of 4**

Rev. Date: **FEB-99**

Pub. Date: **NOV-94**

COOPER Bussmann
 2-25-02 SB1407

BUSSMANN
 P.O. Box 14460
 St. Louis, MO 63178-4460
 U.S.A.
 Phone: 636-394-2877
 Fax: 800-544-2570
 Int'l Fax: 636-527-1413

BUSSMANN U.K.
 Burton-on-the-Wolds
 Leicestershire LE12 5TH
 England
 Phone: 44-1509-882737
 Fax: 44-1509-882786

BUSSMANN DENMARK
 5 Literbuen
 DK-2740 Skovlunde
 Copenhagen, Denmark
 Phone: 45-4485-0900
 Fax: 45-4485-0901

Bussmann reserves the right without notice to change design and/or discontinue distribution of this product.



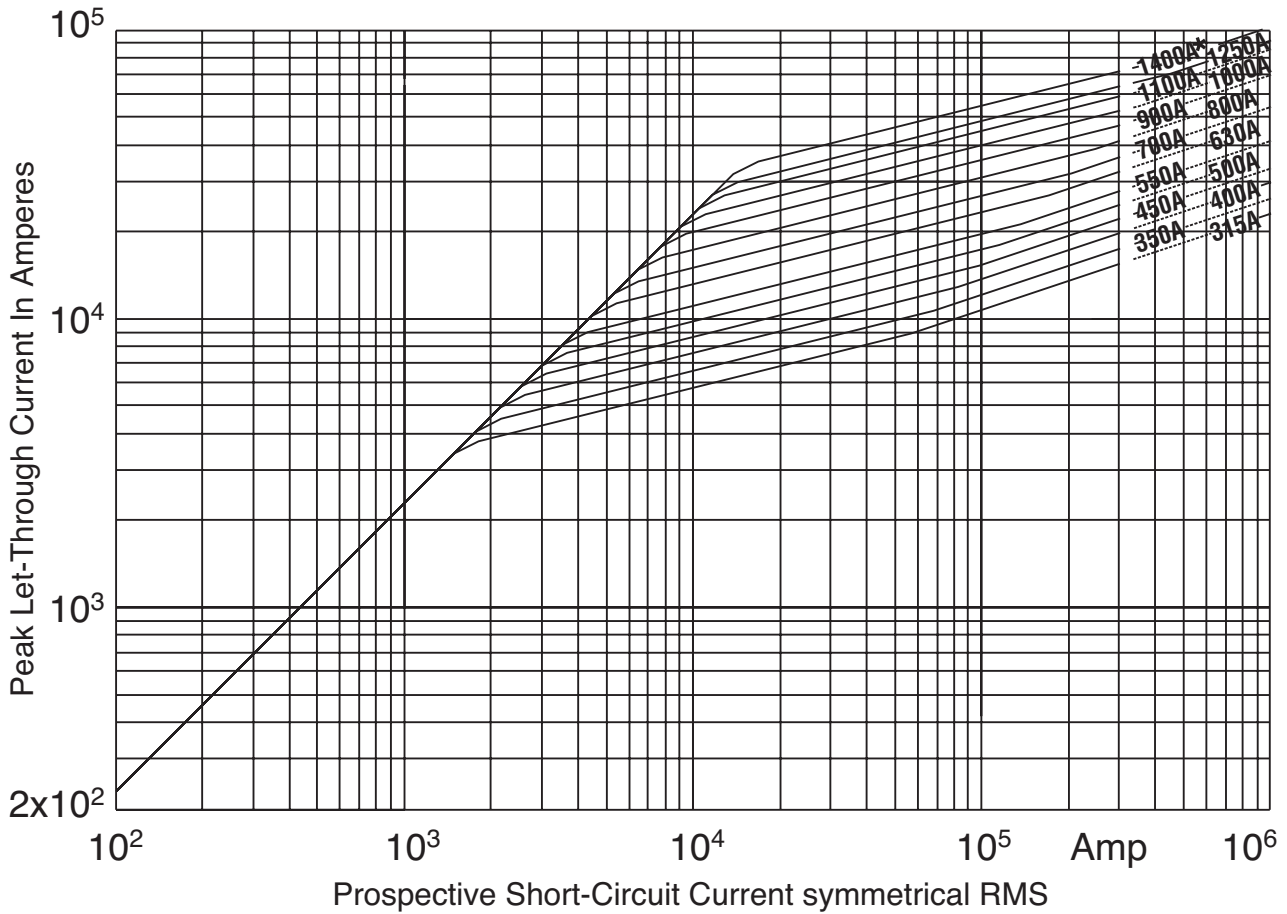
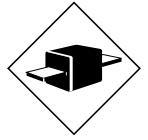
Bussmann

Semiconductor Fuse 315-1400A, 1000 Volts

BIF Document
720096

Size

3



Peak Let-Through Cut-Off Current Characteristic Curves
TYPOWER ZILOX

Approved: **PK**
 Rev. Date: **OCT-94**

Page **4 of 4**
 Pub. Date: **NOV-94**

Mouser Electronics

Authorized Distributor

Click to View Pricing, Inventory, Delivery & Lifecycle Information:

Eaton:

[170M8536](#) [170M8537](#) [170M8539](#) [170M8540](#) [170M8542](#) [170M8543](#)