

# CXA20 Series

Single and dual output

- 4:1 input voltage range
- No minimum load on singles
- 6 A on 3.3 V output (@ 48 Vin) at 50 °C in still air
- Wide operating temperature with overtemperature protection
- $\pm 10\%$  output voltage trim
- Remote On/Off control
- Overvoltage protection
- Available RoHS complaint



The CXA20 is a new 20 W addition to the CXA family of open-frame, isolated, dc-dc converters. The five model series features a 4:1 input voltage range of 18 Vdc to 75 Vdc, making it suitable for a wide variety of communications and distributed power applications. With its 2.0 x 1.6 inch industry standard footprint, the CXA20 provides an easy upgrade option for new and existing Artesyn customers seeking a high-performance, cost-effective power supply. The CXA20 is available in output voltages of 3.3 V, 5 V, 12 V,  $\pm 5$  V and  $\pm 12$  V. The 3.3 V version delivering up to 6 A is fully rated to 20 W. Typical efficiency for the CXA20 is 83%. The CXA20 offers remote ON/OFF as well as overvoltage, overtemperature and short circuit protection features.



**2 YEAR WARRANTY**

All specifications are typical at nominal input, full load at 25 °C unless otherwise stated

## SPECIFICATIONS

### OUTPUT SPECIFICATIONS

Voltage accuracy		$\pm 1.0\%$
Line regulation (LL to HL)	Singles/dual positives Dual negatives	$\pm 0.1\%$ $\pm 0.1\%$
Load regulation (not incl. cross reg.)	Full load to minimum load S3V3 Singles/dual positives Dual negatives	$\pm 0.2\%$ $\pm 0.1\%$ $\pm 0.1\%$
Minimum load	Singles Duals (for imbalanced loads)	None 10%
Ripple and noise 20 MHz bandwidth	S3V3, S05, D05 S12, D12 All models	75 mV pk-pk max. 100 mV pk-pk max. 20 mV rms max.
Temperature coefficient		$\pm 0.02\%/^{\circ}\text{C}$
Overvoltage protection	See Application Note 107	
Short circuit protection Short <20 m $\Omega$	Hiccup Continuous automatic recovery	
Transient response	25% load step	$\pm 2.0\%$ max. dev., 300 $\mu\text{s}$ recovery to within total error band
Load cross regulation (See Note 1)	10% load to full load, either output	$\pm 7.0\%$

### INPUT SPECIFICATIONS

Input voltage range	48 Vin nominal	18-75 Vdc
Input fuse	HRC recommended	2.0 A
Max. input rise and fall time	48 V ETS300-132	5 V/ms
UVLO turn ON voltage UVLO turn OFF voltage	(See Note 4) (See Note 4)	92% 86%
Remote ON/OFF Logic compatibility ON OFF	CMOS/TTL/Open Collector Open circuit or >2 Vdc <1.2 Vdc	

### EMC CHARACTERISTICS

ETS 300 386-1 table 5		
Conducted emissions	EN55022, ext. cap. (Note 5) EN55022, external filter, VDE0878, 48V models EN55022-B	Level A Level B See App. Note 107
Radiated emissions		
Immunity:		
ESD air	EN61000-4-2	8 kV (NP), 15 kV (RP)
ESD contact	EN61000-4-2	6 kV (NP), 8 kV (RP)
EFT DC power	EN61000-4-4	2 kV (NP), 4 kV (LFS)
EFT signal	EN61000-4-4	1 kV (NP), 2 kV (LFS)
Radiated field enclosure	EN61000-4-3	10 V/m (NP)
Surges indoor signal	EN61000-4-5	500 V (RP)
Conducted (dc power)	EN61000-4-6	10 V (NP)
Conducted (signal)	EN61000-4-6	10 V (NP)
Input transients	ETS 300 132-2, ETR 283	

### GENERAL SPECIFICATIONS

Efficiency	See table	
Overtemp. shutdown	120 °C	
Isolation voltage	Input/output test voltage	1500 Vdc
Switching frequency	Fixed	400 kHz
Approvals and standards (See Notes 6,7,8)	EN60950 UL1950 File No. E136005	
Material flammability	UL94V-0	
Weight	26 g (0.92 oz)	
MTBF (Representative model 48S05J @ 48 Vin)	MIL-HDBK-217F Parts stress method Ground Benign @ 25 °C	3,485,000 hours

### ENVIRONMENTAL SPECIFICATIONS

Thermal performance	Operating ambient temperature Non-operating	-40 °C to +60 °C, (See Note 9) -55 °C to +125 °C
ETS 300 019-2-3	Classes T3.1, 3.2, 3.3, 3.5	
Air temperature	Low: IEC 68-2-1 High: IEC 68-2-2 Change: IEC 68-2-14	-40 °C +60 °C -40 °C to +60 °C
Relative humidity	IEC 68-2-56 IEC 68-2-30	10% to 100% RH Condensation

# CXA20 Series

Single and dual output

For the most current data and application support visit [www.artesyn.com/powergroup/products.htm](http://www.artesyn.com/powergroup/products.htm)

INPUT VOLTAGE	OUTPUT VOLTAGE	OVERVOLTAGE PROTECTION (2,3)	OUTPUT CURRENT (MAX.)	TYPICAL EFFICIENCY	MODEL NUMBER (10,11)
18-75 Vdc	3.3 V	3.7 V	6 A	80%	CXA20-48S3V3J
18-75 Vdc	5 V	6.67 V	4 A	83%	CXA20-48S05J
18-75 Vdc	12 V	14.25 V	1.66 A	83%	CXA20-48S12J
18-75 Vdc	±5 V	6.67 V	2 A ea.	84%	CXA20-48D05J
18-75 Vdc	±12 V	14.25 V	0.83 A ea.	84%	CXA20-48D12J

## Notes

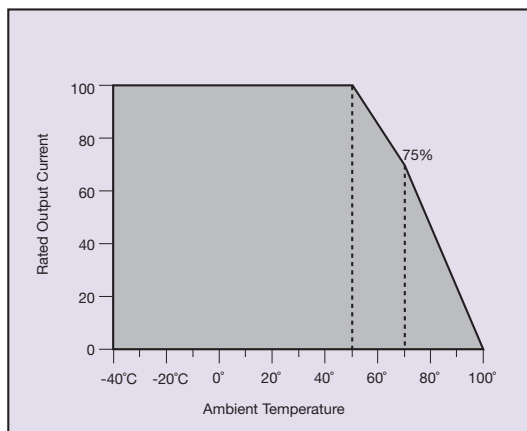
- Negative output voltage deviation when either load is changed.
- For TVS/Zener specifications please see Application Note 107.
- On dual output models, OVP protection is on positive outputs only.
- With respect to minimum input voltage.
- With one external 4  $\mu$ F capacitor across the input.
- Unit provides basic insulation up to the 75 Vdc maximum input voltage.
- Maximum continuous output power not to exceed 20 Watts.
- User must provide 2 A HRC (recommended) in line fuse in order to comply with safety approvals.
- Download Application Note 107 and the full data sheet from our website.
- The 'J' suffix indicates that these parts are Pb-free (RoHS 6/6) compliant. TSE RoHS 5/6 (non Pb-free) compliant versions may be available on special request, please contact your local sales representative for details.
- NOTICE: Some models do not support all options. Please contact your local Artesyn representative or use the on-line model number search tool at <http://www.artesyn.com/powergroup/products.htm> to find a suitable alternative.

## PIN CONNECTIONS

PIN NUMBER	SINGLE OUTPUT	DUAL OUTPUT
1	+ Input	+ Input
2	- Input	- Input
3	No Pin	No Pin
4	Remote On/Off	Remote On/Off
5	No Pin	+ Output
6	+ Output	Common
7	- Output	- Output
8	Trim	Trim

## MAX. TEMPERATURES FOR FULL RATED OUTPUT CURRENT

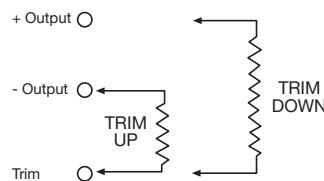
MODEL	FULL Vin RANGE	Vin <60 Vdc
48S3V3J	50 °C	50 °C
48S05J	55 °C	60 °C
48S12J	50 °C	55 °C
48D05J	55 °C	60 °C
48D12J	50 °C	60 °C



Derating Curve Output Current vs Temperature S3V3J  
Natural Convection (<0.1 m/s airflow)

## EXTERNAL OUTPUT TRIMMING

All models can be externally trimmed by  $\pm 10\%$  using either method shown below. See Application Note 107 for details.



**CAUTION: Hazardous internal voltages and high temperatures. Ensure that unit is not user accessible.**

## International Safety Standard Approvals

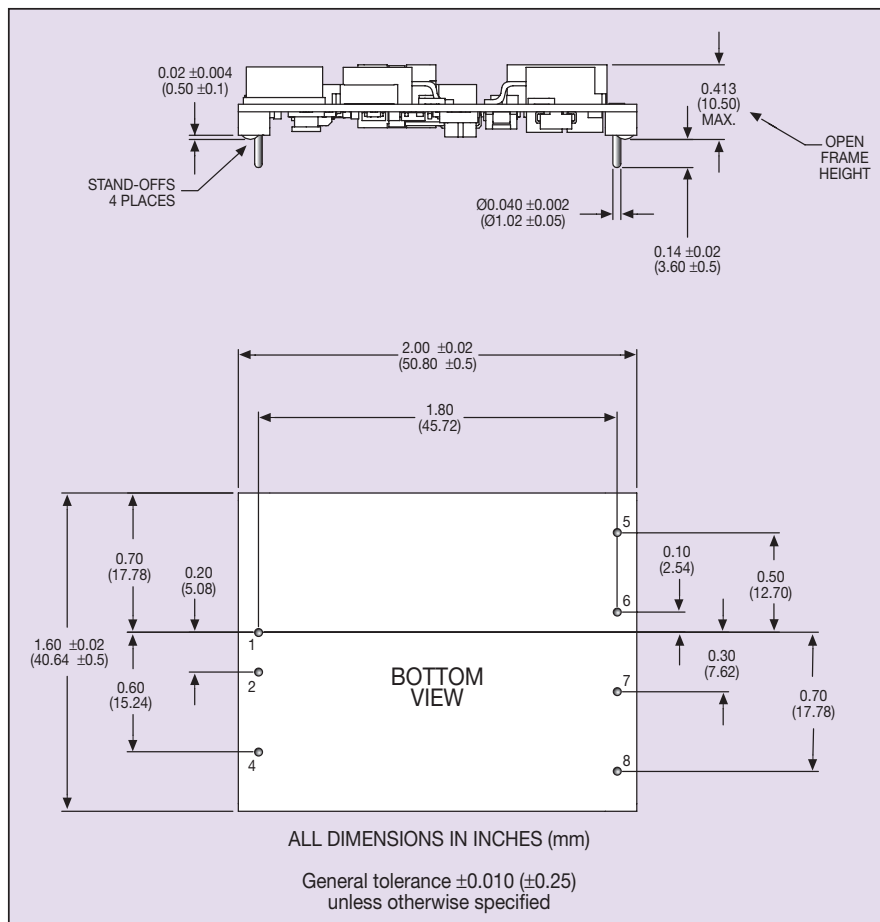


UL/cUL CAN/CSA 22.2 No. 60950-00 : UL 60950  
File No. E174104  
VDE Certificate No.112836. File No. 10401-3336-0154  
CB Report and Certificate to IEC60950, Licence No. 121914

# CXA20 Series

Single and dual output

For the most current data and application support visit [www.artesyn.com/powergroup/products.htm](http://www.artesyn.com/powergroup/products.htm)



# Mouser Electronics

Authorized Distributor

Click to View Pricing, Inventory, Delivery & Lifecycle Information:

[Advanced Energy:](#)

[CXA20-48D12J](#) [CXA20-48D05J](#) [CXA20-48S12J](#) [CXA20-48S3V3J](#)